



Universidade de Brasília

Instituto de Ciências Exatas  
Departamento de Ciência da Computação

# Mechanization and Overhaul of Feature Featherweight Java

Pedro da C. Abreu Jr.

Monografia apresentada como requisito parcial  
para conclusão do Bacharelado em Ciência da Computação

Orientador  
Prof. Dr. Rodrigo Bonifácio de Almeida

Brasília  
2017

Universidade de Brasília — UnB  
Instituto de Ciências Exatas  
Departamento de Ciência da Computação  
Bacharelado em Ciência da Computação

Coordenador: Prof. Dr. Rodrigo Bonifácio de Almeida

Banca examinadora composta por:

Prof. Dr. Rodrigo Bonifácio de Almeida (Orientador) — CIC/UnB  
Prof. Dr. Cláudia Nalon — CIC/UnB  
Me. Thiago Mael de Castro — CIC/UnB

### **CIP — Catalogação Internacional na Publicação**

Abreu Jr., Pedro da C..

Mechanization and Overhaul of Feature Featherweight Java / Pedro da  
C. Abreu Jr.. Brasília : UnB, 2017.

67 p. : il. ; 29,5 cm.

Monografia (Graduação) — Universidade de Brasília, Brasília, 2017.

1. Design de Linguagem, 2. Semantica de Linguagem, 3. Java, 4. FOP,  
5. Coq

CDU 004.4

Endereço: Universidade de Brasília  
Campus Universitário Darcy Ribeiro — Asa Norte  
CEP 70910-900  
Brasília-DF — Brasil



# Mechanization and Overhaul of Feature Featherweight Java

Monografia apresentada como requisito parcial  
para conclusão do Bacharelado em Ciência da Computação

Prof. Dr. Rodrigo Bonifácio de Almeida (Orientador)  
CIC/UnB

Prof. Dr. Cláudia Nalon      Me. Thiago Mael de Castro  
CIC/UnB                              CIC/UnB

Prof. Dr. Rodrigo Bonifácio de Almeida  
Coordenador do Bacharelado em Ciência da Computação

Brasília, 1 de agosto de 2017

# Dedicatória

Dedico este trabalho ao meu falecido pai Pedro Costa. Apesar de sua ausência, sua vida e jornada é uma perene inspiração à minha vida.

E também à minha mãe Rosa Delmira, cuja resiliência, bravura e dedicação a iguala aos grandes heróis da antiguidade.

# Agradecimentos

No decorrer desta jornada acadêmica alguns personagens chave cruzaram por ela, influenciando profundamente minhas escolhas e meu desenvolvimento pessoal/profissional. Em todo um tempo de vida eu jamais seria capaz de pagar o favor que elas fizeram por mim, o melhor que posso fazer é levar no peito a gratidão de ter convivido com cada uma delas. Esta é uma lista não exaustiva destas pessoas e alguns de seus ensinamentos.

Agradeço em primeiro lugar ao meu orientador Rodrigo Bonifácio, figura esta que não cansa de me prover oportunidades de crescimento. Desde os tempos de infância acadêmica em POO e LP ele vem me ensinando a sempre buscar por mais e nunca me deixar cair na minha zona de conforto. Agradeço pela oportunidade de trabalhar levemente fora de sua área de engenharia de software e me permitir focar em formalização. E acima de tudo por ter feito tudo ao seu alcance para que eu participasse do OPLSS.

Agradeço ao sesol-4 do TCU, Andrézão, Larissa, Cibele, Maranhão, Man Qi, Melgaço, Dharlan, Naiara, Felipe, Vinícius, Vitão e Danilo. Caso não seja a melhor equipe de TI entre todos órgãos públicos do Brasil, certamente é uma das melhores. Todos ali são altamente bem qualificados, trabalham duro, e nada menos que padrão Google de qualidade é aceitável. Eu tenho a honra não só de dizer que estagiei lá, mas que são meus amigos. Agradeço em particular ao meu chefe André Siqueira, que para mim é o modelo vivo de um líder. E à Larissa Beatriz, que me recebeu e ensinou como se fosse um filho.

Agradeço à minha mãe que sempre foi um exemplo vivo de determinação, que sempre batalhou por aquilo que acredita, e mais de uma vez se sacrificou por mim e meu irmão. Se não fosse por ela eu não estaria onde estou, não somente no sentido de ter me provido vida, mas uma boa escola, bons valores e sobretudo por nunca ter deixado de acreditar em mim, sempre apoiando minhas decisões, por mais difíceis que elas fossem.

Agradeço ao Ben Lippmeier, por ter sido a razão chave de um excelente estágio no NICTA, e também por ter me ensinado tanto apesar de eu não lhe ter provido nenhum retorno palpável.

Agradeço aos professores dos departamentos de Ciência da Computação e da Matemática. Os professores deste departamento provêm aulas de altíssimo nível, permitindo que os alunos se formem tão capacitados quanto em universidades de ponta mundo afora. Agradeço em especial aos professores: Jorge Lucero, Carla Castanho, Cláudia Nalon, Flávio Moura, Marcos V. Lamar, Bruno Macchiavello, Genáina Nunes, Diego Marques, Lineu Neto, Pedro Roitman e A. Pellegrini. Todos por serem apaixonados pelo que fazem e terem me passado um pouquinho desta paixão.

Agradeço à comunidade do coq no freenode, que foram sempre muito solícitos em sanar minhas dúvidas, por mais básicas que fossem.

Agradeço à Laura Silveira por ter estado ao meu lado por quase metade desta jornada.

Agradeço aos meus padrinhos João e Márcia, por sempre me fornecer abrigo não apenas em suas casas, mas em seus corações.

Finalmente agradeço a todos meus amigos e familiares. Zezinho, Paulo, João, Rodrigo, Gaby, Alberto, Laio, Eric, Heloísa, Branco, Dani, Kure, Day, Gaby e Henrique para citar alguns.

# Abstract

Specifying a language using an Interactive Theorem Prover (ITP) is seldom faithful to its original pen-and-paper specification. However, the process of mechanizing a language and type safety proofs might also unearth insights for improving the original specification. In this work, we detail some design decisions related to our process of first specifying *Featherweight Java (FJ)* in **Coq** and thus evolving such a specification to prove the type system properties of an revised version of *Feature Featherweight Java (FFJ)*—a core-calculus for a family of languages that address variability management in highly configurable systems, such as software product lines (SPLs); which we name as *Overhaul Feature Featherweight Java (FFJ $\star$ )*. Indeed, FFJ $\star$  is the first mechanization of FFJ, and as such it might also help researchers to derive proofs about software product line refinements without considering several assumptions about the underlying SPL assets. We believe that the whole process led us to a clearer, unambiguous, and equivalent syntax and semantics of FFJ, while keeping the proofs as well as our FJ extensions as simple as possible.

**Keywords:** Language Design, Language Semantics, Java, FOP, Coq

# Contents

<b>1</b>	<b>Introduction</b>	<b>1</b>
<b>2</b>	<b>Theory Fundamentals</b>	<b>3</b>
2.1	Feature Oriented Programming . . . . .	3
2.2	Software Product Line . . . . .	3
2.3	A Running Example: The Expression Product Line in FOP Language . . .	5
<b>3</b>	<b>Overview of FFJ and FFJ<math>\star</math></b>	<b>7</b>
<b>4</b>	<b>Overhaul Feature Featherweight Java</b>	<b>10</b>
4.1	Syntax . . . . .	10
4.2	Lookup Functions . . . . .	11
4.3	Typing and Reduction . . . . .	14
4.4	Properties . . . . .	18
<b>5</b>	<b>Related Work</b>	<b>20</b>
<b>6</b>	<b>Conclusion</b>	<b>21</b>
	<b>References</b>	<b>22</b>



# Glossary

**CA** Core Assets. 4

**CK** Configuration Knowledge. 4

**FFJ** Feature Featherweight Java. iv, v, 1, 2, 7, 8, 10–13, 20, 21

**FFJ $\star$**  Overhaul Feature Featherweight Java. iv, v, vii, viii, 2, 7–13, 16, 18, 21

**FJ** Featherweight Java. iv, 1, 2, 7, 8, 10, 11, 14, 16, 18, 20, 21

**FM** Feature Model. 4

**FOP** Feature Oriented Programming. 1–3, 7, 10

**ITP** Interactive Theorem Prover. iv

**LFJ** Lightweight Feature Java. 1

**SPL** Software Product Line. 1, 3, 4

# List of Figures

2.1	Cellphone OS feature model . . . . .	4
2.2	EPL feature model . . . . .	5
2.3	The BASE package of the Expression Product Line . . . . .	5
2.4	Non-mandatory feature implementations of the Expression Product Line .	6
3.1	Order of lookup in FFJ $\star$ . . . . .	9

# List of Tables

4.1	FFJ★ Syntax . . . . .	10
4.2	Subtype Relation . . . . .	12
4.3	Refinement Relations . . . . .	12
4.4	Field Lookup . . . . .	13
4.5	Method Type Lookup . . . . .	14
4.6	Method Body Lookup . . . . .	14
4.7	Override Function . . . . .	15
4.8	Introduce Function . . . . .	15
4.9	Method Typing in FFJ★ . . . . .	16
4.10	Class and Refinement Typing in FFJ★ . . . . .	16
4.11	Expression Typing . . . . .	17
4.12	Expression Computation . . . . .	17
4.13	Evaluation Context . . . . .	17

# Chapter 1

## Introduction

Feature Oriented Programming (FOP) [31] is a design methodology and tools for program synthesis [12]. It aims at the modularization of software systems in terms of features. A *feature* implements a stakeholder's requirement and is typically an increment in program functionality. When added to a software system, a feature introduce new structures, such as classes and methods, and refines existing ones, such as extending methods bodies.

There are several FOP languages and tools that provides varying mechanisms that support the specification and composition of features properly, such as AHEAD [9], FSTComposer [7], FeatureC++ [6], and more recently Delta-Oriented Programming [33]. FOP has mostly been used to develop *product-lines* in disparate domains, including compilers for extensible Java dialects [10], fire support simulators for U.S. Army [13], high-performance network [14], and program verification tools [24].

Since FOP provides such a powerful mechanism to deal with software variance, Software Product Lines (SPLs) have made great use of its concepts. Just like the Ford's product lines in the domain of automobile aims to provide customized automobiles at reasonable price by providing the means for cheap customization. SPL aims to provide customized software at a reasonable price by providing the means for cheap customization using FOP concepts. At Section 2.3 we shall use SPL to explain the main FOP concepts.

Several attempts to formalize the type system of FOP languages have been made. For instance, FFJ [5] is a proposed type system for FOP languages and tools, which is developed on top of FJ [21] to provide a simple syntax and semantics conforming with common FOP languages, incorporating constructs for feature composition.

Nevertheless, very few effort was made to mechanize a FOP language. In matter of fact, only one FOP language was implemented with a proof assistant to date, that is Lightweight Feature Java (LFJ) [16]. One of the reasons that make mechanizing a language interesting is because it makes the proofs more reliable than peer review. Take for an instance the Perko Pairs [27]. They were listed by C.N Little as different knots in 1885, and only almost a century latter, in 1974 Ken Perko discovered [32] them to actually be the same knot! In the history of mathematics there are several similar examples.

The idea behind mechanization is to check these proofs with the aid of a computer, reducing significantly the risk of errors, while leveraging automation for the tedious or straightforward steps of the proof. As the system may grow, the mechanization makes the proof a lot more reliable.

And also, mechanized proofs leads to a better organization when the system grows larger. Better organization of the proof process allows to build teams for these proofs. This allows to mechanize correctness properties of big, real world implementations, e.g. compilers [26], file systems [2, 8] and languages [20, 23].

The process of scrutinizing FFJ and defining *unambiguously* its semantics in **Coq** lead us to some language specification and implementation improvements. The biggest change was to review and simplify the lookup functions of the refinement table. Henceforth, we refer this proposed calculus as FFJ $\star$  to distinguish it when comparing our implementation to the original FFJ design. Altogether the improvements proposed in FFJ $\star$  makes the transition more natural between FJ and FFJ, simplifying the auxiliary functions used in the language specification as well as the type safety proofs and lemmas. This allows defining FFJ $\star$  with incremental changes to FJ syntax and semantics, and consequently, incremental changes to proofs, leading to a clearer and simpler specification of *FFJ*. The implementations of FJ and FFJ are both open-source Coq developments<sup>12</sup>.

The main goal of this work is to present a novel mechanization of a FOP language. In particular, the mechanization of FFJ $\star$ . Hence we can summarize the main contribution of this work as follows:

1. The first mechanization of the FFJ type system
2. An improved specification of FFJ, which may help other researchers to reason about software product lines properties.
3. A report about the benefits of using a proof assistant to revamp an existing specification of a non-mechanized language type system.

This thesis is organized as follows: Chapter 2 introduces software product lines and FOP, Chapter 3 gives an introductory overview of FFJ $\star$  and explains the main differences with FFJ, Chapter 4 formally describes our revamped FFJ and states the lemmas needed to preserve FJ increment to FFJ type safety, ?? discuss related works and Chapter 6 is the conclusion and shows possible future works.

---

<sup>1</sup><https://github.com/hephaestus-pl/coqfj>

<sup>2</sup><https://github.com/hephaestus-pl/coqffj>

# Chapter 2

## Theory Fundamentals

Under the context of software engineering, a lot of effort have been spent in the scope of *reuse*. However most of the effort have been made code reuse, and not that much into software reuse as a whole.

In this chapter we provide the necessary definitions to understand FOP, and how this paradigm copes with software reuse. To simplify the understanding we will take the examples under software product lines. This will also make clear how mechanizing a FOP language shall benefit real world applications.

### 2.1 Feature Oriented Programming

Feature-oriented programming (FOP) is a development approach that supports the *stepwise refinement strategy* for software constructions [11]. Using FOP, a system is typically decomposed in (somewhat new) modular unities (named features) that resemble mixing layers [15], and thus are orthogonal to the typical object-oriented decomposition in terms of class hierarchies. Successful FOP usage scenarios have been reported in the literature for the domains of highly configurable systems and software product lines [3, 28]. FOP has been implemented using both programming language extensions and tooling support, such as Java AHEAD Tool Suite [9] and FEATUREC++ [6].

### 2.2 Software Product Line

In the 70's the concept of software families was introduced by Parnas [30]. It's main goal was to enhance the versatility to the development of the artefact's non-functional requirements. Upon this, the concept of SPL was formalized with the purpose of projecting several softwares with similar characteristics under a single domain.

Sommerville [35] defines SPL as one of the most effective approaches to reuse. And defines it as a set of applications with a common architecture and shared components.

As the name suggest, SPL idea comes from Ford's product lines. With a product line it is possible to build several different specializations of the same product, while improving efficiency and reducing cost. This allow mass individualization of the products, i.e. even though the industry is still delivering products in mass scale, it still provides somewhat individualized products for different kinds of clients. The analogue still holds for SPL, it

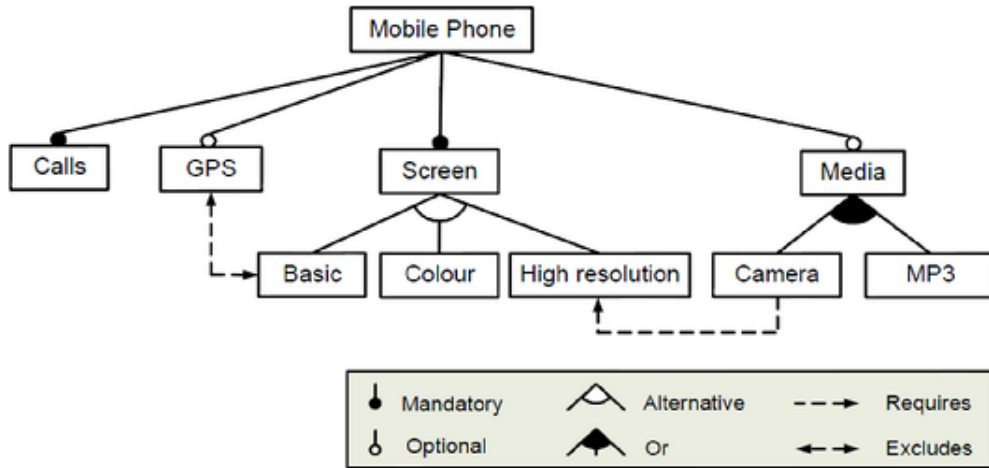


Figure 1: A sample feature model

Figure 2.1: Cellphone OS feature model

proposes a framework which allows to build several different specializations of the software, while reducing delivery time which by its turn reduces cost.

Take for example a SPL illustrated in 2.1 for a mobile phone operational system. Every cellphone must be able to make calls and receive calls and have a screen. But there are optional features, such as having a GPS, being able to reproduce media, etc.

Formally a SPL is defined by a triple: the Feature Model (FM), Core Assets (CA), and the Configuration Knowledge (CK).

The FM is the set of all features. They may be: *obligatory*, *optional*, *alternative*, and, and *or*.

The CA is everything useful in the process of development, such as documentation, test cases, code, and so on.

The CK is a mapping between features to assets, driving product generation.

With that in hand it is possible to compose the assets in order to provide a new product. However, it is not guaranteed that this composition process is safe, i.e. that every asset selected copes well with each other. This leads us to the safe composition problem.

In order to tackle this safe composition problem, one could manually inspect FM, CK and implementation to understand the dependencies between assets for all products. However, since SPLs can quickly scale to hundreds of products, this is often impractical.

Another approach would be to generate every single product, compile and test them. While this is an useful and safe approach, it does not scale given the exponential factor in every feature introduction.

This is where formal methods shines. With formal methods it is possible to study how features interact with each other, postulate properties and provide safety theorems for SPLs without having to generate every single product.

## 2.3 A Running Example: The Expression Product Line in FOP Language

In this section we illustrate the use of FOP through an AHEAD implementation of a slight adaptation of the Expression Product Line (EPL) [38]—Figure 2.3 shows the EPL feature model. Regarding our design decisions, in this case we implemented the mandatory features using a BASE AHEAD package (Figure 2.3), which declares a class hierarchy involving an interface (`Expression`) and several classes (`Value`, `BinaryExpression`, `AddExpression`, and `SubExpression`), and one AHEAD package for each non-mandatory feature (see Figure 2.4). Note that an AHEAD package contains either (a) plain Java entities (class or interface) declarations or (b) Java entities refinements. A refinement might override methods declared in other packages or introduce new attributes or methods in existing classes or interfaces. In this simple example, we do not implement any method overriding through class refinements—the refinements only introduce new elements to the BASE AHEAD package of Figure 2.3.

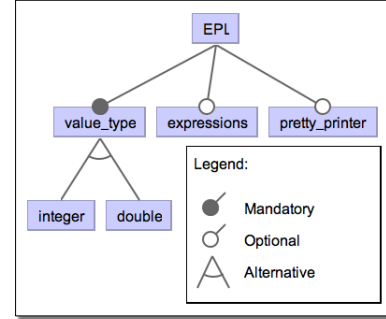


Figure 2.2: EPL feature model

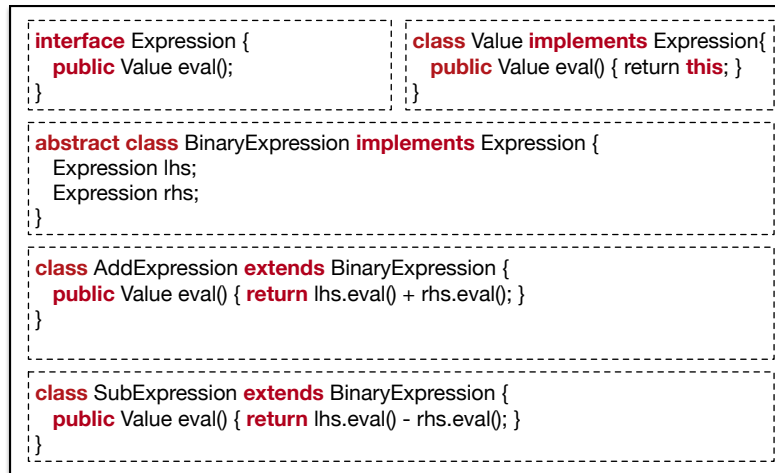


Figure 2.3: The BASE package of the Expression Product Line

The details of the EPL AHEAD non-mandatory feature packages are as follows.

- Features `integer` and `double` refine the `Value` class of the BASE package by introducing a new attribute named `value`, either with type `int` or `double`. According to the EPL feature model, only one of these features might be selected for a given product.
- The `expressions` feature introduces two new expressions to those declared in the BASE package, one for multiplication and another for division. This particular feature does not refine existing classes, only introduces new ones.



- The `pretty_printer` feature introduces the support for *pretty printing* expressions. It refines the `Expression` interface and the `BinaryExpression` and `Value` classes, introducing a new method `print()` and also a new attribute (`operator`) for the `BinaryExpression` class.

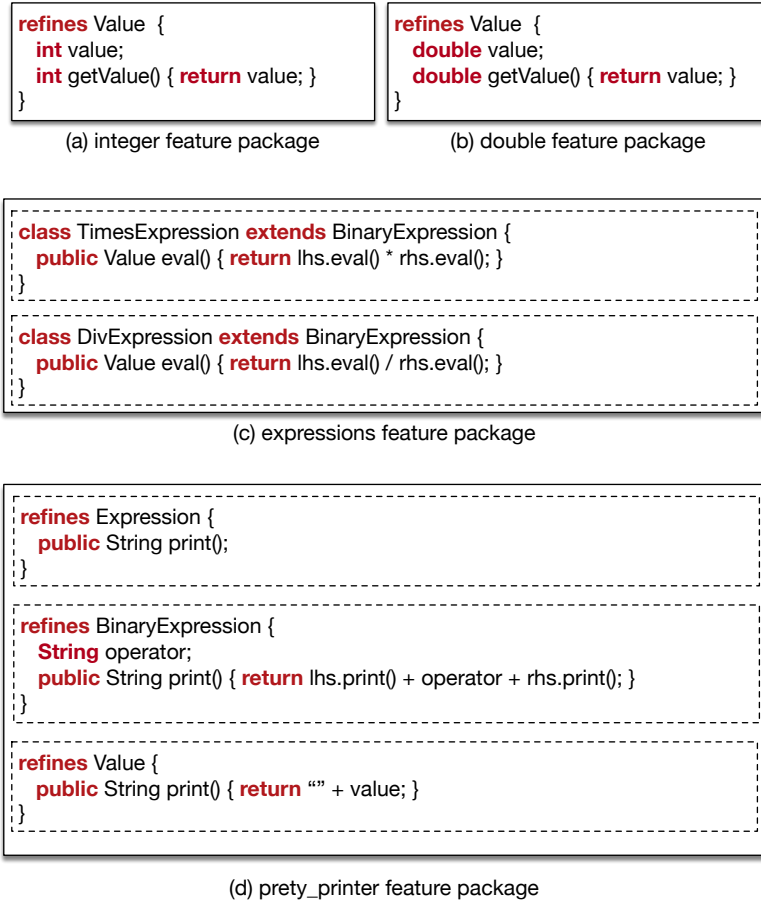


Figure 2.4: Non-mandatory feature implementations of the Expression Product Line

# Chapter 3

## Overview of FFJ and FFJ★

FFJ is a core calculus for FOP, which was built upon an extension of FJ—a minimal subset of Java. In FFJ, classes can be added and modified by the introduction of a new feature, that is, an existing class can be extended by a class refinement. A class refinement is declared like a conventional class, though preceded by the keyword `refines`. For example, `refines class C {...}` refers to a class refinement that *refines* the class `C`. The same can be achieved for method introduction and modification. Methods refinement, however, override a previous definition of the corresponding method.

To fully mechanize FFJ, we had to disambiguate and enhance the language to some extent that it deserves the attention of formally documenting these changes. Even though these changes are significant, as discussed in chapter 4, the philosophy of FFJ, FOP, and Stepwise Refinement are maintained. In FFJ, as well as in FFJ★, classes can be added and modified by the introduction of a new feature. An existing class can be extended by a class refinement. A class refinement is declared like a class but preceded by the keyword `refines`. For example, `refines class C@feat {...}` refers to a class refinement that refines the class `C`. This way, a refinement may add new fields, and methods to the class and override existing methods.

A syntactical difference between FFJ and FFJ★ is that, in FFJ★, the feature notion appears in the abstract syntax tree (AST) of the language. While the designers of FFJ argue that the programmer does not have to explicitly state which feature a class or method belongs to, we favored the approach of stating the feature in the name of every refinement. This greatly simplifies the structure of the formalism of the language and can be seen as an information gathered by the parser to build the AST, and thus the actual code expressed using the concrete syntax of this language might not have these annotations.

In addition, an FFJ★ program has a table with every class declaration (CT) and another table with every class refinement (RT). We make this distinction to simplify the extension from FJ in Coq, since with this decision we eliminate the need to match whether a class in the table is a refinement or a declaration. From this RT we can retrieve the composition order of the refinements and build the refinement chain of the program, which is used to check if features were composed correctly and does not references features that have not been introduced yet. We redefine the denotation of RT from FFJ. In the original version, it was used to retrieve the refinement name given a refinement declaration. This is no longer necessary in FFJ★, since that information is already encoded in the abstract

syntax.

Finally, in the original definition of FFJ, the lookup functions are somewhat circumvented. Accordingly, we propose a very different approach for them, with the aim as been not only as formal and simple as possible, but also easy to evolve from our mechanized version of FJ. To this end, we eliminate the need for reverse field lookup, reverse method lookup, and the refinement relation. A formal description with all these changes is given in Section 4.2. Note that, we were only able to conceive these improvements while formalizing FFJ $\star$  in **Coq**.

In Listings 3.1 and 3.2 we revisit the EPL example from Section 2.3 this time using FFJ $\star$  instead of AHEAD.

```

1 class Expr extends Object {
2   Expr() { super(); }
3 }
4
5 class Add extends Expr {
6   Expr a; Expr b;
7   Add(Expr a, Expr b) {super(); this.a=a; this.b=b;}
8 }
9
10 class Sub extends Expr {
11   Expr a; Expr b;
12   Sub(Expr a, Expr b) {super(); this.a=a; this.b=b;}
13 }

```

Listing 3.1: EPL Class Table

```

1 refines class Expr@Eval {
2   refines Expr() { original(); }
3   int eval() {return 0;}
4 }
5
6 refines class Add@Eval {
7   refines Add(Expr a, Expr b){original(a,b);}
8   refines int eval() {return this.a.eval() + this.b.eval();}
9 }
10
11
12 refines class Sub@Eval {
13   refines Add(Expr a, Expr b){original(a,b);}
14   refines int eval() {return this.a.eval() - this.b.eval();}
15 }

```

Listing 3.2: EPL Refinement Table

Typically, a programmer applies multiple refinements to a class by composing a sequence of features. The ordered list of refinements is called a *refinement chain*. The order in which a refinement introduced matters, and a refinement that is introduced right before another is called *predecessor*.

As class inheritance, refinements cannot introduce a field with the same name already declared before. Methods, on the other hand, may overload an already introduced class, this can be seen in Sub@Eval eval and Add@Eval eval. Overloading, on the other hand, is not allowed, i.e. if the programmer wants to introduce the a method with a name that

is already used, it must have the same number of arguments, the same argument types and the same return type as the previous function definition.

The distinction between method introduction and overriding allows the type system to check if an introduced method inadvertently replaces an existing one with the same name. The distinction also allows the type system to check if there is proper a method to be overridden.

In order to retrieve the correct fields or the correct method of a class, it is necessarily to walk in the subclass refinement correctly. As shown in Figure 3.1 first start from the last refinement of a class, walk through every predecessor, and when you get to the last refinement, you go to the class, and finally to the superclass last refinement. And so on until you reach the Object class, which is the root class of all class hierarchies.

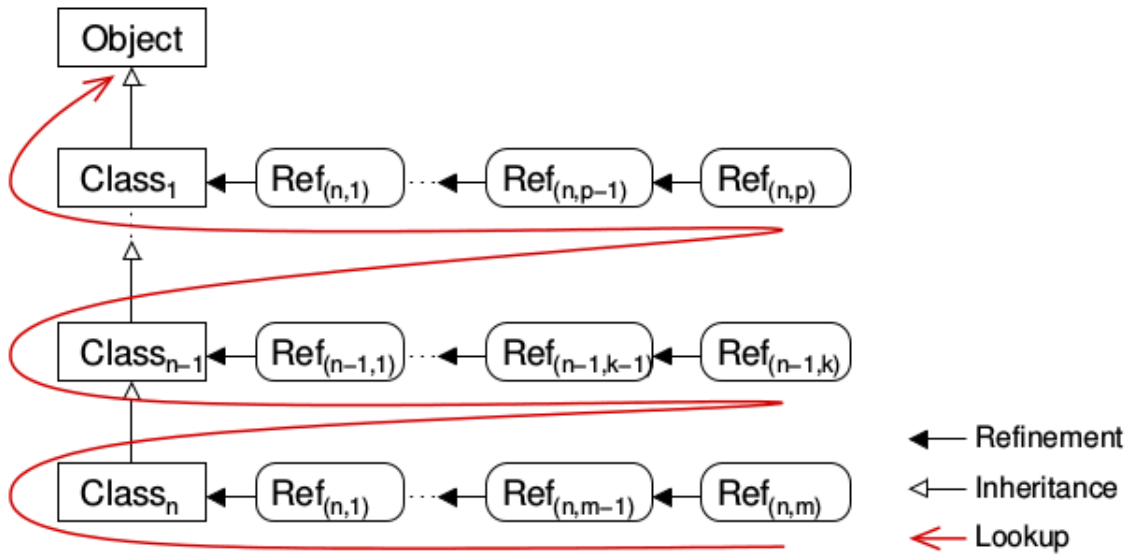


Figure 3.1: Order of lookup in FFJ\*

# Chapter 4

## Overhaul Feature Featherweight Java

### 4.1 Syntax

The Syntax of FFJ is a straightforward FOP extension of FJ. We follow the same scheme of the FFJ original definition in [5] and present the modified rules from FFJ to FFJ $\star$  highlighted with shaded yellow boxes and new rules highlighted by shaded purple boxes. Also notice that the successor and the refinement relations were simply dropped for being unnecessary by now.

<b>R ::=</b>	<i>refinement names:</i>	
<b>C@feat</b>		
<b>CD ::=</b>	<i>class declarations:</i>	<b>MR ::=</b> <i>method refinements:</i>
class C extends D { $\bar{C}$ $\bar{f}$ ; K $\bar{M}$ }		refines C m ( $\bar{R}$ $\bar{x}$ ) {return e;}
<b>CR ::=</b>	<i>class refinements:</i>	<b>e ::=</b> <i>expressions:</i>
refines class R { $\bar{C}$ $\bar{f}$ ; KD $\bar{M}$ $\bar{MR}$ }		<b>x</b> <i>variable</i>
<b>K ::=</b> <i>constructor declarations:</i>		<b>e.f</b> <i>field access</i>
C( $\bar{C}$ $\bar{f}$ ){super( $\bar{f}$ ); this. $\bar{f}$ = $\bar{f}$ ;}		<b>e.m(<math>\bar{e}</math>)</b> <i>method invocation</i>
<b>KD ::=</b> <i>constructor refinements:</i>		<b>new C(<math>\bar{e}</math>)</b> <i>object creation</i>
refines C( $\bar{E}$ $\bar{h}$ , $\bar{C}$ $\bar{f}$ ){original( $\bar{f}$ ); this. $\bar{f}$ = $\bar{f}$ ;}		<b>(C)e</b> <i>cast</i>
<b>M ::=</b> <i>method declarations:</i>		<b>v ::=</b> <i>values:</i>
C m ( $\bar{C}$ $\bar{x}$ ) {return e;}		new C( $\bar{e}$ ) <i>object creation</i>

Table 4.1: FFJ $\star$  Syntax

The syntax of FFJ $\star$  constructs is given at Table 4.1. The metavariables A, B, C, D and E ranges over class names, f and g range over field names; m ranges method name; x ranges over variable, v ranges over values, feat ranges over feature names. We assume that the set of variables includes the special variable **this**, which cannot be used as the name of an argument of a method.

We write  $\bar{f}$  as a shorthand for a possibly empty sequence  $f_1, \dots, f_n$  and similarly for  $\bar{C}$ ,  $\bar{x}$ ,  $\bar{e}$ , etc. We abbreviate the operations on pairs of sequences “ $\bar{C} \bar{f}$ ” for “ $C_1 f_1, \dots, C_n f_n$ ” and “ $\text{this}.\bar{f}=\bar{f};$ ” as a shorthand for “ $\text{this}.\bar{f}_1=\bar{f}_1; \dots, \text{this}.\bar{f}_n=\bar{f}_n;$ ”. We write empty sequence as  $\bullet$ .

A class declaration `class C extends D { $\bar{C} \bar{f}; K \bar{M}$ }` introduces a class  $C$  with superclass  $D$ . This class has fields  $\bar{f}$  of type  $\bar{C}$ , a constructor  $K$  and methods  $\bar{M}$ . The fields of the class  $C$  is  $\bar{f}$  added to the fields of its superclass  $D$ , all of them must have distinct names. Methods, on the other hand, may override another superclass method with the same name. Method override FFJ $\star$  is basically method rewriting. Methods are uniquely identified by its name, i.e. overloading is not supported.

A class refinement `refines class C@feat { $\bar{C} \bar{f}; K \bar{D} \bar{M} \bar{M}R$ }` introduces a refinement of the class  $C$  and belongs to the feature `feat`. This refinement contains the fields  $\bar{f}$  of type  $\bar{C}$ , a constructor refinement  $KR$ , methods declarations  $\bar{M}$  and method refinements  $\bar{M}R$ . Like class declarations, the fields of a class refinement  $R$  are added to the fields of its predecessor, which is explained in more detail in Section 4.2.

Constructor declaration `C( $\bar{C} \bar{f}$ ) {super( $\bar{f}$ ); this. $\bar{f}=\bar{f};$ }` and a constructor refinement `refines C( $\bar{E} \bar{h}, \bar{C} \bar{f}$ ) {original( $\bar{f}$ ); this. $\bar{f}=\bar{f};$ }` introduce a constructor for the class  $C$  with fields  $\bar{f}$  of type  $\bar{C}$ . The constructor declaration body is simply a list of assignment of the arguments with its correspondent field preceded by calling its superclass constructor with the correspondent arguments. The constructor refinement only differs from constructor declaration that instead of calling the superclass constructor it will call its predecessor constructor (denoted by `original`).

Method declaration `C m ( $\bar{C} \bar{x}$ ) {return e;}` and method refinement `refines C m ( $\bar{C} \bar{x}$ ) {return e;}` introduce a method  $m$  of return type  $C$  with arguments  $\bar{C} \bar{x}$  and body  $e$ . Method declarations can only appear inside a class declarations or refinement, whereas method refinement should only appear inside a class refinement. There is such a distinction between method declaration and method refinement for allowing the type checker to recognize the difference between method refinement and inadvertent overriding/replacement.

A class table  $CT$  is a mapping from class names  $C$  to class declarations  $CD$ . A refinement table  $RT$  is a mapping from refinement name  $C@feat$  to refinement declarations. An FFJ program consists of a triple  $(CT, RT, e)$  of a class table, a refinement table and an expression. Throughout the rest of the paper the  $CT$  and the  $RT$  are assumed to be always fixed to lighten the notation.

## 4.2 Lookup Functions

In FFJ as well as in FJ types are classes and classes have a subclass relation defined by the syntax of class declaration. To navigate this subclass relation in the  $CT$ , the auxiliary operator  $<:$  is given in Table 4.2, this operator is the reflexive and transitive closure of the subclass relation.

The  $CT$  is expected to satisfy some sanity conditions:

- $CT(C) = \text{class } C \dots$  for every  $C \in \text{dom}(CT)$
- `Object`  $\notin \text{dom}(CT)$

- for every class name  $C$  (except `Object`) appearing anywhere in  $CT$ , we have  $C \in \text{dom}(CT)$
- there are no cycles in the subtype relation induced by  $CT$ , i.e., the relation  $<:$  is antisymmetric

*Subtyping*

$$\frac{}{C <: C} \quad \frac{C <: D \quad C <: E}{C <: E} \quad \frac{\text{class } C \text{ extends } D \{ \dots \}}{C <: D}$$

Table 4.2: Subtype Relation

In  $FFJ\star$  we fetch the refinement precedence via its position in the  $RT$ , i.e. if a refinement of a class appears first in the  $RT$  it will be applied first. These functions to navigate the  $RT$  are all defined in Table 4.3

First we have the function *class\_name* which retrieves the name of a class refinement.

Next we define the function *refinements\_of*  $C$  to retrieve the refinements of a given class in the same order as they were introduced in the  $RT$ .

To navigate the precedence we define the *pred* and the *last* functions. The *pred* function will get a class refinement as an argument, filter refinements of the same class of  $R$  as  $\bar{R}$ , fetch the *index*  $n$  of  $R$  in  $\bar{R}$  and return the element  $P$  at the position  $n - 1$  in  $\bar{R}$  (denoted by the *get* function). Notice that *pred* is a partial function because it is not defined if the a refinement is the first refinement.

The *last* function retrieves the last refinement of a given class  $C$ . This is needed because in  $FFJ\star$  we navigate the refinement chain backwards, from the last refinement to the first, looking for a given method or field.

*Class Name*

$$\frac{R = C@feat}{class\_name R = C}$$

*Refinements of a class*

$$\frac{filter (\lambda R \cdot class\_name R == C) RT = \bar{R}}{refinements\_of C = \bar{R}}$$

*Predecessor*

$$\frac{refinements\_of (class\_name R) = \bar{R} \quad index R \bar{R} = n \quad get (n - 1) \bar{R} = P}{pred R = P}$$

*Last*

$$\frac{refinements\_of C = \bar{R} \quad tail \bar{R} = R}{last C = R}$$

Table 4.3: Refinement Relations

With this in hand we can define the actual lookup functions *fields*, *mtypes* and *mbody*. They are taken directly from  $FFJ$  definition, with a new hypothesis and an extra rule.

The extra rule and hypothesis makes reference to dealing with the refinements. This is necessary to make the proofs easier to maintain, since all we need to do is to provide a few acceptance lemmas about these new lookup functions which we name  $fields_R$ ,  $mtype_R$  and  $mbody_R$ .

$fields_R$  simply retrieves the fields of all refinements up to that point in the refinement chain.

$mtype_R$  and  $mbody_R$  tries to find the last introduction to a method, and retrieves its type or body. These two definitions greatly differs from FFJ to FFJ $\star$ . In FFJ  $mtype$  would retrieve the typing of the first method introduction, whereas in FFJ $\star$  it will retrieve the type of the last method refinement, and only later we define the rules for guarantying that the refinement always has the same type of the method declaration. This was made to greatly simplify the proof that states that if a method has  $mtype$  then it also has a  $mbody$ , since both functions follows the same structure the proof is straightforward.

$\frac{\text{refines } R \{ \bar{C} \bar{f}; KR \bar{M} \bar{MR} \} \quad \neg pred R}{fields_R R = \bar{C} \bar{f}}$
$\frac{\text{refines } R \{ \bar{C} \bar{f}; KR \bar{M} \bar{MR} \} \quad pred R = P}{fields_R C = fields_R P, \bar{C} \bar{f}}$
$fields \text{ Object} = \bullet$
$\frac{\text{class } C \text{ extends } D \{ \bar{C} \bar{f}; K \bar{M} \} \quad \neg last C}{fields C = fields D, \bar{C} \bar{f}}$
$\frac{\text{class } C \text{ extends } D \{ \bar{C} \bar{f}; K \bar{M} \} \quad last C = R}{fields C = fields D, \bar{C} \bar{f}, fields_R R}$

Table 4.4: Field Lookup

Override function in Table 4.7 inductively guaranties that a method or method refinement respects the type of the method was introduced for the first time, which can be in a super class or in a previous refinement.

Introduce in Table 4.8 function checks if a method was not yet declared earlier in the refinement chain.

Every class and refinement of a FFJ $\star$  program is assumed to respect the well-formedness rules defined in Table 4.10. A well formed class have only well formed methods. And a well formed class refinement only have well formed methods and well formed method refinements. A well formed method and method refinement must has a closed expression  $e$  under the variables of the function parameters.  $e$  must a subtype of the return type of the function. And if a function with the same name was declared before, it must have the same name. If a method refinement is declared in a class refinement, this rule guarantess that it will override the superclass accordingly.



$\frac{\text{refines class } R \{ \bar{C} \bar{f}; KR \bar{M} \bar{M}R \} \quad B \ m \ (\bar{B} \ \bar{x}) \ \{\text{return } e;\} \in \bar{M}}{mtype_R(m, R) = \bar{B} \rightarrow B}$	
$\frac{\text{refines class } R \{ \bar{C} \bar{f}; KR \bar{M} \bar{M}R \} \quad m \notin \bar{M} \quad \text{refines } B \ m \ (\bar{B} \ \bar{x}) \ \{\text{return } e;\} \in \bar{M}R}{mtype_R(m, R) = \bar{B} \rightarrow B}$	$\frac{\text{refines class } R \{ \bar{C} \bar{f}; KR \bar{M} \bar{M}R \} \quad m \notin \bar{M} \quad m \notin \bar{M}R \quad pred \ R = P}{mtype_R(m, R) = mtype_R(m, P)}$
$\frac{\text{class } C \text{ extends } D \{ \bar{C} \bar{f}; K \bar{M} \} \quad B \ m \ (\bar{B} \ \bar{x}) \ \{\text{return } e;\} \in \bar{M} \quad last \ C = R \quad \neg mtype_R(m, R)}{mtype(m, C) = \bar{B} \rightarrow B}$	
$\frac{\text{class } C \text{ extends } D \{ \bar{C} \bar{f}; K \bar{M} \} \quad m \notin \bar{M} \quad last \ C = R \quad \neg mtype_R(m, R)}{mtype(m, C) = mtype(m, D)}$	
$\frac{\text{class } C \text{ extends } D \{ \bar{C} \bar{f}; K \bar{M} \} \quad last \ C = R}{mtype(m, C) = mtype_R(m, R)}$	

Table 4.5: Method Type Lookup

$\frac{\text{refines class } R \{ \bar{C} \bar{f}; KR \bar{M} \bar{M}R \} \quad B \ m \ (\bar{B} \ \bar{x}) \ \{\text{return } e;\} \in \bar{M}}{mbody_R(m, R) = \bar{x}.e}$	
$\frac{\text{refines class } R \{ \bar{C} \bar{f}; KR \bar{M} \bar{M}R \} \quad m \notin \bar{M} \quad \text{refines } B \ m \ (\bar{B} \ \bar{x}) \ \{\text{return } e;\} \in \bar{M}R}{mbody_R(m, R) = \bar{x}.e}$	$\frac{\text{refines class } R \{ \bar{C} \bar{f}; KR \bar{M} \bar{M}R \} \quad m \notin \bar{M} \quad m \notin \bar{M}R \quad pred \ R = P}{mbody_R(m, R) = mbody_R(m, P)}$
$\frac{\text{class } C \text{ extends } D \{ \bar{C} \bar{f}; K \bar{M} \} \quad B \ m \ (\bar{B} \ \bar{x}) \ \{\text{return } e;\} \in \bar{M} \quad last \ C = R \quad \neg mbody_R(m, R)}{mbody(m, C) = \bar{x}.e}$	
$\frac{\text{class } C \text{ extends } D \{ \bar{C} \bar{f}; K \bar{M} \} \quad m \notin \bar{M} \quad last \ C = R \quad \neg mbody_R(m, R)}{mbody(m, C) = mbody(m, D)}$	
$\frac{\text{class } C \text{ extends } D \{ \bar{C} \bar{f}; K \bar{M} \} \quad last \ C = R}{mbody(m, C) = mbody_R(m, R)}$	

Table 4.6: Method Body Lookup

### 4.3 Typing and Reduction

The typing and computation rules for expressions are listed in tables 4.11 and 4.12 respectively. They are the same as FJ. An environment  $\Gamma$  is a finite mapping from variables to types, written  $\bar{c} : \bar{C}$ . The typing judgment for expressions has the form  $\Gamma \vdash e : C$ , read “in the environment  $\Gamma$ , expression  $e$  has type  $C$ ”.

$$\frac{mtype(m, D) = \bar{D} \rightarrow D \text{ implies } \bar{C} = \bar{D} \text{ and } C_0 = D}{override\ m\ D\ \bar{C}\ C_0}$$

$$\frac{\text{class } C \text{ extends } D \ \{\bar{C}\ \bar{f}; K\ \bar{M}\} \quad C_0\ m\ (\bar{C}\ \bar{x}) \ \{\text{return } e;\} \in \bar{M} \quad \neg pred\ R \quad R = C@feat}{override_R\ m\ R\ \bar{C}\ C_0}$$

$$\frac{\text{refines class } P \ \{\bar{C}\ \bar{f}; KR\ \bar{M}\ \bar{MR}\} \quad C_0\ m\ (\bar{C}\ \bar{x}) \ \{\text{return } e;\} \in \bar{M} \quad pred\ R = P}{override_R\ m\ R\ \bar{C}\ C_0}$$

$$\frac{\text{refines class } P \ \{\bar{C}\ \bar{f}; KR\ \bar{M}\ \bar{MR}\} \quad m \notin \bar{M} \quad pred\ R = P \quad override_R\ m\ P\ \bar{C}\ C_0}{override_R\ m\ R\ \bar{C}\ C_0}$$

Table 4.7: Override Function

$$\frac{pred\ R = S \quad \neg mtype_R(m, S)}{introduce\ m\ R}$$

$$\frac{\neg pred\ R \quad R = C@feat \quad \text{class } C \text{ extends } D \ \{\bar{C}\ \bar{f}; K\ \bar{M}\} \quad m \notin \bar{M}}{introduce\ m\ R}$$

Table 4.8: Introduce Function

$\frac{\bar{x} : \bar{C}, \text{this} : C \vdash t_0 : E_0 \quad E_0 <: C_0 \quad \text{CT}(C) = \text{class } C \text{ extends } D \{ \dots \} \quad \text{override}(m, D, \bar{C} \rightarrow C)}{C_0 m (\bar{C} \bar{x}) \{ \text{return } t_0; \} \text{ OK in } C}$
$\frac{\bar{x} : \bar{C}, \text{this} : C \vdash t_0 : E_0 \quad E_0 <: C_0 \quad R = C@feat \quad \text{CT}(C) = \text{class } C \text{ extends } D \{ \dots \} \quad \text{RT}(R) = \text{refines } R \{ \dots \bar{M} \dots \} \quad \text{override}(m, D, \bar{C} \rightarrow C) \quad \text{introduce } m R \quad m \in \bar{M}}{C_0 m (\bar{C} \bar{x}) \{ \text{return } t_0; \} \text{ OK in } R}$
$\frac{\bar{x} : \bar{C}, \text{this} : C \vdash t_0 : E_0 \quad E_0 <: C_0 \quad R = C@feat \quad \text{RT}(R) = \text{refines } R \{ \dots \bar{M}, \bar{MR} \dots \} \quad m \notin \bar{M} \quad m \in \bar{MR} \quad \text{override}_R(m, R, \bar{C} \rightarrow C)}{\text{refines } C_0 m (\bar{C} \bar{x}) \{ \text{return } t_0; \} \text{ OK in } R}$

Table 4.9: Method Typing in FFJ★

$$\frac{K = C (\bar{D} \bar{g}, \bar{C} \bar{f}) \{ \text{super}(\bar{g}); \text{this}.\bar{f} = \bar{f} \} \quad \text{fields}(D) = \bar{D} \bar{g} \quad \bar{M} \text{ OK in } C}{\text{class } C \text{ extends } D \{ \bar{C} \bar{f}; K \bar{M} \} \text{ OK}}$$

$$\frac{\bar{M} \text{ OK in } R \quad \bar{MR} \text{ OK in } R}{\text{refines class } R \{ \bar{C} \bar{f}; KR \bar{M} \bar{MR} \} \text{ OK}}$$

Table 4.10: Class and Refinement Typing in FFJ★

The reduction relation is of the form  $e \rightarrow e'$ , read “expression  $e$  reduces to expression  $e'$  in one step”, We write  $\rightarrow^*$  for the reflexive and transitive closure of  $\rightarrow$ .

There are three reduction rules, one for field access, one for method invocation, and one for casting. We write  $[\bar{d} = \bar{x}, e = y]e_0$  for the result of replacing  $x_1$  by  $d_1$ ,  $x_2$  by  $d_2, \dots, x_n$  by  $d_n$ , and  $y$  by  $e$  in the expression  $e_0$ .

With the absence of side effects, there is no need of stack or heap for variable binding.

In Table 4.13 we define the evaluation context. An evaluation context is to represent a term with a hole in it. This way there exists a plug function that will insert a term in that context. This makes easy the job to represent which kinds of expressions are expected to be stuck and which are not in our progress theorem. That being said, evaluation contexts roughly follows the same syntax as the syntax of the expressions, taking the necessary care to preserve the order of evaluation of the language. Since FJ and FFJ★ are non-deterministic, no much care is needed.

Here our evaluation context denotes a reduction happening:

- "Right here", represented by  $\square$ ;
- In the expression of a field access;
- In the object of a method invocation;
- In *some* of the arguments of a method invocation;

$\Gamma \vdash x : \Gamma(x)$	(T-Var)
$\frac{\Gamma \vdash e_0 : C_0 \quad fields(C_0) = \bar{C} \bar{f}}{\Gamma \vdash e_0.f_i : C_i}$	(T-Field)
$\frac{\Gamma \vdash e_0 : C_0 \quad mtypes(m, C_0) = \bar{D} \rightarrow C \quad \Gamma \vdash \bar{e} : \bar{C} \quad \bar{C} <: \bar{D}}{\Gamma \vdash e_0.m(\bar{e}) : C}$	(T-Invk)
$\frac{fields(C) = \bar{D} \bar{f} \quad \Gamma \vdash \bar{e} : \bar{C} \quad \bar{C} <: \bar{D}}{\Gamma \vdash new\ C(\bar{e}) : C}$	(T-New)
$\frac{\Gamma \vdash e_0 : D \quad D <: C}{\Gamma \vdash (C)\ e_0 : C}$	(T-UCast)
$\frac{\Gamma \vdash e_0 : D \quad C <: D \quad C \neq D}{\Gamma \vdash (C)\ e_0 : C}$	(T-DCast)
$\frac{\Gamma \vdash e_0 : D \quad C \not<: D \quad D \not<: C \quad stupid\ warning}{\Gamma \vdash (C)\ e_0 : C}$	(T-SCast)

Table 4.11: Expression Typing

$\frac{fields(C) = \bar{C} \bar{f}}{(new\ C(\bar{e})).f_i \rightarrow e_i}$	(R-Field)
$\frac{mbody(m, C) = \bar{x}.e_0}{(new\ C(\bar{e})).m(\bar{d}) \rightarrow [\bar{d}/\bar{x}, new\ C(\bar{e})/this]e_0}$	(R-Invk)
$\frac{C <: D}{(D)(new\ C(\bar{e})) \rightarrow new\ C(\bar{e})}$	(R-Cast)

Table 4.12: Expression Computation

- In the expression being cast;
- In *some* of the arguments of an object creation.

$$E ::= \square \mid E.f_i \mid E.m(\bar{e}) \mid e.m(\bar{e}_l, E, \bar{e}_r) \mid (C)\ E \mid new\ C(\bar{e}_l, E, \bar{e}_r)$$

Table 4.13: Evaluation Context

## 4.4 Properties

In this transition from FJ to FFJ $\star$  a few additional lemmas were needed. They are only related to the lookup functions, since FFJ $\star$  does not alter the typing rules or the reduction rules. This means that the main safety theorems presented by Igarashi et al [21] remain perfectly unchanged.

Below we list a few of the most important lemmas. The definition FFJ $\star$  was well thought so they are all straightforward. And finally the progress and preservation theorems.

Only lemma 4.5 is interesting enough for the complete proof.

These lemmas follows the idea of extending the original lemmas stated for FJ with the FFJ $\star$  definitions, specially for the lookup functions.

**Lemma 4.1** (Typed method has body). If  $mtype(m, C) = \bar{B} \rightarrow B$  then  $\exists \bar{x} \exists e$  such that  $mbody(m, C) = \bar{x}.e$

Firstly, in FJ we had lemma 4.1, which states that it is possible to fetch the body of a function given the  $mtype$  function. Since  $mtype$  and  $mbody$  are symmetrical on their definition, this is straightforward.

Now it is needed to extend that lemma with  $mtype_R$  and  $mbody_R$ , and since they were also implemented to be symmetrical this is also straightforward. However it is also necessary to prove its converse, i.e.  $mbody_R$  implies  $mtype_R$  since it is used the negation of  $mtype_R$  on the definitions.

**Lemma 4.2** (Typed method has body - Refinement). If  $mtype_R(m, R) = \bar{B} \rightarrow B$  then  $\exists \bar{x} \exists e$  such that  $mbody_R(m, R) = \bar{x}.e$

**Lemma 4.3** (Body method has type - Refinement). If  $mbody_R(m, R) = \bar{x}.e$  then  $\exists \bar{B} \exists B$  such that  $mtype_R(m, R) = \bar{B} \rightarrow B$

Next it is needed to show that method signatures respects the signatures at the super-classes. Which is also straightforward by the definition of *override* and *override<sub>R</sub>*. We provide the proof of lemma 4.5 it is also necessary an inner induction on *override<sub>R</sub>*.

**Lemma 4.4** (Subtype respects method types). If `class C extends D { $\bar{C}$   $\bar{f}$ ; K  $\bar{M}$ }` then  $mtype(m, C) = mtype(m, D)$

**Lemma 4.5** (Refinement respects method types). If `class C extends D { $\bar{C}$   $\bar{f}$ ; K  $\bar{M}$ }` then  $\forall feat, mtype_R(m, C@feat) = mtype(m, D)$

*Proof.* By induction on  $mtype_R$ . Let  $mtype(m, D) = \bar{D} \rightarrow D_0$  and  $mtype_R(m, R) = \bar{D}' \rightarrow D'_0$ .

1. Case  $m$  is defined on the method declarations of  $C@feat$ , since  $m$  declaration is well formed we have  $override(m, D, \bar{D}' \rightarrow D'_0)$ .
2. Case  $m$  is defined on the method refinements of  $C@feat$ , Since  $C@feat$  is well formed we have  $override_R(m, (C@feat), \bar{D} \rightarrow D_0)$ , we proceed by induction on the structure of *override<sub>R</sub>*.

- (a) Case  $C@feat$  is the first refinement we have  $mtype(m, C) = mtype_R(m, C@feat)$ , by well- formedness of method in a class (Table 4.9) we have  $override(m, C, \bar{D}' \rightarrow D'_0)$

- (b) Case  $C@feat$  has a predecessor  $P$ , and  $P$  declares  $m$  by well formed of method in a refinement (Table 4.9) we have  $override(m, P, \bar{D}' \rightarrow D'_0)$
  - (c) Case  $C@feat$  has a predecessor  $P$  but  $P$  does not declare  $m$  the thesis follows trivially by the induction hypothesis.
3. Case  $C@feat$  does not declare  $m$  the thesis follows trivially by the induction hypothesis.

□

The last two lemmas are about type checking the body of a function given the return of  $mtype$  or  $mtype_R$  and  $mbody$  or  $mbody_R$ .

**Lemma 4.6** (A1.4 - Method body is typable). If  $mtype(\mathfrak{m}, \mathbb{C}) = \bar{D} \rightarrow D$  and  $mbody(\mathfrak{m}, \mathbb{C}) = \bar{x}.e$ , then  $\exists C <: D, \exists C_0 <: D_0, this : D, \bar{x} : \bar{D} \vdash e : C_0$

**Lemma 4.7** (Method body is typable - Refinement). If  $mtype_R(\mathfrak{m}, \mathbb{C}@feat) = \bar{D} \rightarrow D$  and  $mbody_R(\mathfrak{m}, \mathbb{C}@feat) = \bar{x}.e$ , then  $\exists C <: D, \exists C_0 <: D_0, this : D, \bar{x} : \bar{D} \vdash e : C_0$

**Theorem 4.1** (Preservation). If  $\Gamma \vdash e : C$  and  $e \rightarrow e'$ , then  $\Gamma \vdash e' : C'$  for some  $C' <: C$ .

For the proof refer to [21].

**Theorem 4.2** (Progress). Suppose  $e$  is closed, well-typed normal form. Then either (1)  $e$  is a value, or (2) for some evaluation context  $E$ , we can express  $e$  as  $e = E[(C)(newD(\bar{e}))]$ , with  $D \not<: C$ .

*Proof.* Straightforward by induction on type derivation.

□

# Chapter 5

## Related Work

Several techniques have been proposed to implement *high configurable systems*. Some of them are based on source code annotations, such as the *well-known* C preprocessor [36] and Color IDE [25]. Others rely on compositional approaches, such as Feature-Oriented Programming [9, 11], Delta-Oriented Programming [33], and Aspect Oriented Programming [1, 22]. Nevertheless, it is important to note that, in high configurable systems (such as software product lines), testing and formal verification are considered challenging tasks, in particular because, in this context, these activities must deal with a potential huge number of products and also consider not only source code artifacts, but also high-level variability assets (such as feature and configuration models).

In this scenario, several researchers have explored the use of core-calculus for languages that support the development of high configurable systems, including Imperative Featherweight Delta Java [34], Feature Featherweight Java [5], and Lightweight Feature Java [18]. To the best of our knowledge, the work of Delaware et al. was the first to mechanize a core calculus of a language designed for high configurable systems (in this case, Lightweight Feature Java) [18]. Differently, here in this paper we explored the *first mechanization of FFJ* which, according to Apel et al., is a calculus that addresses the essentials aspects of several existing implementations of feature-oriented programming languages, including FST Composer and AHEAD [5].

For the purpose of evolving our FJ mechanization to FFJ, we could have explored some of the design decisions discussed in previous and elaborate works, such as *Product Line of Theorems* [17], *Data Types à la Carte* [37], and *Meta-theory á la Carte* [19]. However, we faced with an engineering trade-off here: although the use of such an infrastructure could improve the reuse between FJ and FFJ implementations in Coq, the accidental complexity involved in these approaches will actually reduce the comprehensibility of our specifications and probably delay the conclusion of our implementations. Therefore, in our opinion, there is still a gap to guarantee proof extensibility of type systems.

# Chapter 6

## Conclusion

Our experience of formalizing FFJ using Coq enabled us to not only better understand FFJ, but also to improve and simplify its original specification and *handwritten proofs*. For instance, our version of FFJ expects explicit annotations to relate class refinements to the corresponding features—this is similar to the approach discussed by Delaware et al. [18], where features appear as the modular unities of compositions. Here, the idea of making include in the syntax the annotation of class refinements with its features is made to provide a trivial way to reference the refinement, simplifying the lookup functions.

Actually, our process started by formalizing FJ, and then evolving this formalization towards FFJ. To make our language implementation and proofs more clear, we decided not to use some advanced language features and recent idioms of Coq (such as those discussed in *Meta-theory à la Carte* [19]). For this reason, and considering that data types in Coq are not extensible, we have to *copy and paste* our original FJ definition to our FFJ Coq source code repository. Our original FJ definition includes 22 inductive definitions, 31 lemmas, and 19 tactics. Instead, our FFJ specification includes 39 inductive definitions, 61 lemmas, and 34 new tactics. Due to our design decisions detailed in the previous sections, we were able to preserve all FJ lemmas in FFJ—though we had to change the proofs related to four of the original FJ lemmas. That is, even with the naive approach for reusing definitions, our decisions related to FFJ allowed us to preserve several definitions present in our FJ specification.

We believe that our FFJ specification might help other researchers to verify software product line (SPL) properties considering not only high level variability artifacts of a SPL (such as feature and configuration models), but also a core calculus of programming languages (such as FFJ). For instance, several works discuss the *safe evolution of product lines* [29], assuming that the asset base (e.g., source code) builds upon a language having well-formedness and refinements rules.

As future work to continue the mechanization of FFJ discussed in Type Safety for Feature-Oriented Product Lines [4], which culminates in the demonstration that *every* valid program of a well-typed product line is well-typed. It would also be interesting and worthwhile to enhance our mechanization of FFJ $\star$  to the concept of deltas, which in a nutshell, would be the removal of features.



# References

- [1] Vander Alves, Pedro Matos, Leonardo Cole, Paulo Borba, and Geber Ramalho. Extracting and evolving mobile games product lines. *Software Product Lines*, pages 70–81, 2005. 20
- [2] Sidney Amani and Toby Murray. Specifying a realistic file system. *arXiv preprint arXiv:1511.04169*, 2015. 2
- [3] Sven Apel and Christian Kästner. An overview of feature-oriented software development. *Journal of Object Technology*, 8(5):49–84, 2009. 3
- [4] Sven Apel, Christian Kästner, Armin Größlinger, and Christian Lengauer. Type safety for feature-oriented product lines. *Automated Software Engineering*, 17(3):251–300, 2010. 21
- [5] Sven Apel, Christian Kästner, and Christian Lengauer. Feature Featherweight Java: A Calculus for Feature-oriented Programming and Stepwise Refinement. In *Proceedings of the 7th International Conference on Generative Programming and Component Engineering*, GPCE '08, pages 101–112, New York, NY, USA, 2008. ACM. 1, 10, 20
- [6] Sven Apel, Thomas Leich, Marko Rosenmüller, and Gunter Saake. FeatureC++: On the Symbiosis of Feature-Oriented and Aspect-Oriented Programming. In *Generative Programming and Component Engineering*, pages 125–140. Springer, Berlin, Heidelberg, September 2005. 1, 3
- [7] Sven Apel and Christian Lengauer. Superimposition: A Language-Independent Approach to Software Composition. In *Software Composition*, pages 20–35. Springer, Berlin, Heidelberg, March 2008. 1
- [8] Konstantine Arkoudas, Karen Zee, Viktor Kuncak, and Martin Rinard. Verifying a file system implementation. In *International Conference on Formal Engineering Methods*, pages 373–390. Springer, 2004. 2
- [9] D. Batory. Feature-oriented programming and the AHEAD tool suite. In *Proceedings. 26th International Conference on Software Engineering*, pages 702–703, May 2004. 1, 3, 20
- [10] D. Batory, B. Lofaso, and Y. Smaragdakis. JTS: tools for implementing domain-specific languages. In *Proceedings. Fifth International Conference on Software Reuse (Cat. No.98TB100203)*, pages 143–153, June 1998. 1

- [11] D. Batory, J. N. Sarvela, and A. Rauschmayer. Scaling step-wise refinement. *IEEE Transactions on Software Engineering*, 30(6):355–371, June 2004. 3, 20
- [12] Don Batory. A Tutorial on Feature Oriented Programming and Product-lines. In *Proceedings of the 25th International Conference on Software Engineering*, ICSE '03, pages 753–754, Washington, DC, USA, 2003. IEEE Computer Society. 1
- [13] Don Batory, Clay Johnson, Bob MacDonald, and Dale von Heeder. Achieving Extensibility through Product-Lines and Domain-Specific Languages: A Case Study. In *Software Reuse: Advances in Software Reusability*, pages 117–136. Springer, Berlin, Heidelberg, June 2000. 1
- [14] Don Batory and Sean O'Malley. The Design and Implementation of Hierarchical Software Systems with Reusable Components. *ACM Trans. Softw. Eng. Methodol.*, 1(4):355–398, October 1992. 1
- [15] Gilad Bracha and William Cook. Mixin-based inheritance. In *Proceedings of the European Conference on Object-oriented Programming on Object-oriented Programming Systems, Languages, and Applications*, OOPSLA/ECOOP '90, pages 303–311, New York, NY, USA, 1990. ACM. 3
- [16] Benjamin Delaware, William Cook, and Don Batory. A machine-checked model of safe composition. In *Proceedings of the 2009 workshop on Foundations of aspect-oriented languages*, pages 31–35. ACM, 2009. 1
- [17] Benjamin Delaware, William Cook, and Don Batory. Product lines of theorems. In *Proceedings of the 2011 ACM International Conference on Object Oriented Programming Systems Languages and Applications*, OOPSLA '11, pages 595–608. ACM, 2011. 20
- [18] Benjamin Delaware, William R. Cook, and Don Batory. Fitting the pieces together: A machine-checked model of safe composition. In *Proceedings of the the 7th Joint Meeting of the European Software Engineering Conference and the ACM SIGSOFT Symposium on The Foundations of Software Engineering*, ESEC/FSE '09, pages 243–252, New York, NY, USA, 2009. ACM. 20, 21
- [19] Benjamin Delaware, Bruno C. d. S. Oliveira, and Tom Schrijvers. Meta-theory à la carte. In *Proceedings of the 40th Annual ACM SIGPLAN-SIGACT Symposium on Principles of Programming Languages*, POPL '13, pages 207–218, New York, NY, USA, 2013. ACM. 20, 21
- [20] Pieter H Hartel. Formalising java safety—an overview. In *Smart Card Research and Advanced Applications*, pages 115–134. Springer, 2000. 2
- [21] Atsushi Igarashi, Benjamin C. Pierce, and Philip Wadler. Featherweight Java: A Minimal Core Calculus for Java and GJ. *ACM Trans. Program. Lang. Syst.*, 23(3):396–450, May 2001. 1, 18, 19
- [22] Gregor Kiczales, Erik Hilsdale, Jim Hugunin, Mik Kersten, Jeffrey Palm, and William G. Griswold. *An Overview of AspectJ*, pages 327–354. Springer Berlin Heidelberg, 2001. 20

- [23] Gerwin Klein and Tobias Nipkow. A machine-checked model for a java-like language, virtual machine, and compiler. *ACM Transactions on Programming Languages and Systems (TOPLAS)*, 28(4):619–695, 2006. 2
- [24] R. E. Kurt Stirewalt and Laura K. Dillon. A Component-based Approach to Building Formal Analysis Tools. In *Proceedings of the 23rd International Conference on Software Engineering*, ICSE '01, pages 167–176, Washington, DC, USA, 2001. IEEE Computer Society. 1
- [25] C. Kästner, S. Apel, and M. Kuhlemann. Granularity in software product lines. In *2008 ACM/IEEE 30th International Conference on Software Engineering*, pages 311–320, May 2008. 20
- [26] Xavier Leroy et al. The compcert verified compiler. *Documentation and user's manual. INRIA Paris-Rocquencourt*, 2012. 2
- [27] CN Little. Xxx.—non-alternate±knots. *Earth and Environmental Science Transactions of The Royal Society of Edinburgh*, 39(3):771–778, 1900. 1
- [28] Mira Mezini and Klaus Ostermann. Variability management with feature-oriented programming and aspects. In *ACM SIGSOFT Software Engineering Notes*, volume 29, pages 127–136. ACM, 2004. 3
- [29] Laís Neves, Leopoldo Teixeira, Demóstenes Sena, Vander Alves, Uirá Kulezsa, and Paulo Borba. Investigating the safe evolution of software product lines. *ACM SIGPLAN Notices*, 47(3):33–42, 2012. 21
- [30] David Lorge Parnas. On the design and development of program families. *IEEE Transactions on software engineering*, (1):1–9, 1976. 3
- [31] Christian Prehofer. Feature-oriented programming: A fresh look at objects. In *ECOOP'97 — Object-Oriented Programming*, pages 419–443. Springer, Berlin, Heidelberg, June 1997. 1
- [32] Dale Rolfsen. *Knots and links*, volume 346. American Mathematical Soc., 1976. 1
- [33] Ina Schaefer, Lorenzo Bettini, Viviana Bono, Ferruccio Damiani, and Nico Tanzarella. Delta-Oriented Programming of Software Product Lines. In *Software Product Lines: Going Beyond*, pages 77–91. Springer, Berlin, Heidelberg, September 2010. 1, 20
- [34] Ina Schaefer, Lorenzo Bettini, and Ferruccio Damiani. Compositional type-checking for delta-oriented programming. In *Proceedings of the Tenth International Conference on Aspect-oriented Software Development*, AOSD '11, pages 43–56. ACM, 2011. 20
- [35] Ian Sommerville. *Software Engineering*. Addison-Wesley Publishing Company, USA, 9th edition, 2010. 3
- [36] Richard M. Stallman and Zachary Weinberg. The c preprocessor. Technical report, Free Software Foundation, 2014. 20

- [37] WOUTER SWIERSTRA. Data types à la carte. *Journal of Functional Programming*, 18(4):423–436, 2008. 20
- [38] Mads Torgersen. The expression problem revisited. In *European Conference on Object-Oriented Programming*, pages 123–146. Springer, 2004. 5