

Total Internal Partition Sums for 166 isotopologues of 51 molecules important in planetary atmospheres: application to HITRAN2016 and beyond

Robert R. Gamache^{a,‡}, Christopher Roller^a, Eldon Lopes^a, Iouli E. Gordon^b, Laurence S. Rothman^b, Oleg L. Polyansky^c, Nikolai F. Zobov^d, Aleksandra A. Kyuberis^d, Jonathan Tennyson^c, Sergei N. Yurchenko^c, Attila G. Császár^e, Tibor Furtenbacher^e, Xinchuan Huang^f, David W. Schwenke^g, Timothy J. Lee^h, Brian J. Drouinⁱ, Sergei A. Tashkun^j, Valery I. Perevalov^j, Roman V. Kochanov^b

^a Department of Environmental, Earth, and Atmospheric Sciences University of Massachusetts Lowell, and the University of Massachusetts School of Marine Sciences, Lowell, MA 01854 USA

^b Harvard-Smithsonian Center for Astrophysics, Atomic and Molecular Physics Division, Cambridge, MA 02138 USA

^c Department of Physics and Astronomy, University College London, Gower Street, London WC1E 6BT, United Kingdom

^d Institute of Applied Physics, Russian Academy of Science, Ulyanov Street 46, Nizhny Novgorod 603950, Russia

^e Laboratory on Molecular Structure and Dynamics, Institute of Chemistry, Eötvös University, Pázmány Péter sétány 1/A, H-1117 Budapest, Hungary

^f SETI Institute, 189 Bernardo Ave, Suite 200, Mountain View, CA 94043, USA

^g NASA Ames Research Center, MS T27B-1, NAS Facility, Moffett Field, CA 94035

^h NASA Ames Research Center, MS 245-1, Space Science and Astrobiology Division, Moffett

Field, CA 94035

ⁱ Jet Propulsion Laboratory, California Institute of Technology, Pasadena, California
91109, USA

^j V.E. Zuev Institute of Atmospheric Optics, Laboratory of Theoretical Spectroscopy,
Academician Zuev square 1, 634021, Tomsk, Russia

[‡]Corresponding author: Robert Gamache, Robert_Gamache@uml.edu

Abstract

Total internal partition sums (TIPS) are reported for 166 isotopologues of 51 molecules important in planetary atmospheres. Molecules 1 to 50 are taken from the HITRAN2016 list, and, in some cases, additional isotopologues are considered for some of the molecules. Molecules 51-53 are C₃H₄, CH₃, and CS₂, respectively. TIPS are not reported for the O atom and CF₄; thus, while there are 53 molecules in the list, data are reported for 51 molecules. The TIPS are determined by various methods from 1 K to a T_{\max} that ensures the TIPS reported have converged. These data are provided with HITRAN2016 and a new version of the TIPS code is available in both FORTRAN and python languages.

Keywords: Total Internal Partition Sum (TIPS); molecules/isotopologues on HITRAN2016; TIPS_2017_v1p0.for; TIPS_2017_v1p0.py.

1. INTRODUCTION

The Total Internal Partition Sums (TIPS), also called internal partition functions, describe the statistical properties of a gas in thermodynamic equilibrium. The TIPS are needed to determine the population of different quantum energy states. These population factors are used in determining the intensity of ro-vibrational transitions. The partition sum appears in the relationships between the intensity of a spectral line and the square of the transition moment, the Einstein-*A* coefficient, or the oscillator strength [1]. Because planetary atmospheres are not isothermal, radiative-transfer (RT) studies need to determine the line intensity at a number of temperatures from reference line intensities that can be found in molecular spectroscopic databases such as HITRAN [2, 3] or GEISA [4]. A minimal set of input values needed by RT codes requires a knowledge of the line position, lower-state energy, intensity at a reference temperature, half-width for most atmospheric pressure regimes, and the partition functions at both the temperature of interest and a reference temperature.

The study of stellar atmospheres requires the partition function to high temperatures. In 1984, Sauval and Tatum [5] determined partition functions for some 300 diatomic molecules of astrophysical interest over a temperature range of 1000 to 9000 K. Irwin [6] later refined the work of Sauval and Tatum for H₂ and CO and later [7] extended the partition functions to consider polyatomic molecules that significantly affect the stellar atmospheric equation of state and which were of interest to the JANAF (Joint-Army-Navy-Air Force) program [8]. In 2016, this work was extended by Barklem and Collet [9] to partition functions and dissociation equilibrium constants for 291 diatomic molecules for temperatures in the range from near absolute zero to 10 000 K.

The equation of state of a gas, the thermodynamic functions (internal energy, enthalpy, entropy, Helmholtz free energy, and Gibbs free energy), heat capacity, etc. can be written in terms of the TIPS and its dependence on temperature [10].

Note that, in the literature, the terms partition function and partition sum are often interchanged. Here the standard chemistry notation, $Q(T)$, for the total internal partition sum as a function of temperature T is adopted. The total partition function is assumed to be the product of the internal and the translational partition functions.

This work is an update and extension of previous works [11-17] to determine TIPS for molecules present on the HITRAN database and for astrophysical applications. In 1990 Gamache *et al.* [11] presented TIPS for 11 closed shell linear molecular species and their isotopic variants contained in HITRAN86 [18]. The data were given as polynomial expansions in two temperature regimes: 70–400 and 400–2005 K. In addition, a logarithmic expansion was presented for extrapolation to 3000 K. In 2000, this work was extended [12] to all molecular/isotopologue species on HITRAN92 [19] and three additional molecular/isotopologue species from HITRAN96 [20]. The calculations were made for temperatures from 70 to 3005 K and the data divided into three regions and fit by a 3rd order polynomial for rapid retrieval. In 2002 and 2003, Fischer and Gamache [14] extended the TIPS calculations to include 16 isotopologues of 5 molecules which are abundant in planetary atmospheres and made TIPS calculations for non-equilibrium applications. The same temperature range was employed. However, a 4th order polynomial was used for the fitting in the three temperature regions. In 2003, Fischer *et al.* [16] provided TIPS for the 40 molecules and 95 isotopologues/isotopomers on the HITRAN2000 database [21] with an additional 13 rare isotopologues/isotopomers

of ozone and carbon dioxide. The calculations reported were over the same temperature range as previous studies, 70-3000 K. However, now the $Q(T)$ data were determined using a Lagrange 4-point interpolation scheme. Finally, Laraia *et al.* [17] determined TIPS for 33 isotopologues of 14 molecules needed to support planetary remote sensing. For the most part, the molecules considered in this work were to be added to the HITRAN database. In all of the above studies the methods of calculating $Q(T)$ were improved upon earlier studies.

There are many other examples of high-quality partition sums in the literature for one to several isotopologues of a molecule. Some recent examples include work on MgH by Szidarovszky and Császár [22], on H_2^{16}O by Furtenbacher *et al.* [23], and on three isotopologues of D_2O by Simkó *et al.* [24].

In the present work, total internal partition sums are determined for 166 isotopologues of 51 molecules important in planetary atmospheres. Molecules 1 to 50 are taken from the HITRAN2016 list, although in some cases more isotopologues are considered for some of the molecules. In the HITRAN list 1-50, no data are given here for number 34, O atom, and number 42, CF_4 . Molecules 51-53 are C_3H_4 , CH_3 , and CS_2 , respectively. For a number of molecules no new data were generated as explained below. All of the new calculations represent an improvement over the previous work. In many cases the improvements were possible due to the advances in first-principles computations of ro-vibrational energies, which can yield a complete set of rovibronic energies. Because of the more complete energy states, converged TIPS (converged in the sense that adding higher energies to the sum does not change $Q(T)$ significantly, discussed below) could be determined at higher temperatures for a number of

isotopologues. In this work the calculations of the TIPS does not consider unbound states. The temperature grid was taken from 1 K to a T_{max} appropriate to ensure convergence of the partition function for the particular isotopologue. Also new with the 2016 edition of HITRAN is the distribution of programs to rapidly recall $Q(T)$ values in the FORTRAN (TIPS_2017_v1p0.for) and python (TIPS_2017_v1p0.py) languages.

In section 2, the methods that can be used to determine the total internal partition sums are described. Section 3 describes the methods used for each molecule/isotopologue combination. In section 4 the codes to rapidly recall $Q(T)$ are described and section 5 summarizes the work.

2. DETERMINING THE TOTAL INTERNAL PARTITION SUM

Considering a particular isotopologue of a molecule, the total internal partition sum of a molecule is given by summing the factor $e^{-hcF_s/kT}$ over all states, s , labeled according to the electronic, vibrational, rotational, torsional, ... energy level structure of the isotopologue. Here, h is the Planck constant, c is the speed of light, k is the Boltzmann constant, T is the temperature in degrees Kelvin, and hcF_s is the total energy (electronic, vibrational, rotational, and any other quantized motion) of state s . F_s is the term value [25] and has units of cm^{-1} . The physical constants, h , c , and k have the CODATA recommended values [26],

The expression for $Q(T)$ is usually written accounting for degenerate states by

$$Q_{elec,vib,rot,tors,etc.}(T) = d_i \sum_{all\ states} d_s e^{-hcF_s/kT} \quad (1)$$

where d_i and d_s account for degeneracy factors that are state independent and state dependent, respectively.

The state dependent degeneracy factors are generally composed of two components. The first is the usual $(2J+1)$ or $(2F+1)$ degeneracy factor, where J and F are the rotational quantum numbers. However, for molecules with some degree of symmetry, whereby identical atoms are interchanged by a symmetry operation, only certain products of rotational and nuclear wavefunctions yield the proper symmetry for the complete wavefunctions. The net result is that for some molecules/isotopologues, even and odd symmetry states have different weights (nuclear spin weights) and these values must be factored in accordingly when calculating partition sums.

For molecules where two identical nuclei are exchanged upon rotation, the nuclear statistical weights must be determined and are part of the state dependent degeneracy factors. For molecules where the exchanged nuclei have half-integer spins (Fermi systems) and molecules where the exchanged nuclei have integer spins (Bose systems) the state dependent degeneracy factors [25] are given by:

$$\begin{aligned} \text{Fermi system - even :} & \quad \frac{1}{2} [(2I_x + 1)^2 - (2I_x + 1)] \\ \text{Bose system - odd :} & \quad \frac{1}{2} [(2I_x + 1)^2 - (2I_x + 1)] \end{aligned} \quad (2a)$$

$$\begin{aligned} \text{Fermi system - odd :} & \quad \frac{1}{2} [(2I_x + 1)^2 + (2I_x + 1)] \\ \text{Bose system - even :} & \quad \frac{1}{2} [(2I_x + 1)^2 + (2I_x + 1)] \end{aligned} \quad (2b)$$

where I_x is the nuclear spin of the atoms which are interchanged. For example, for H_2O , the two interchanged nuclei are the two spin- $\frac{1}{2}$ hydrogen atoms. Inserting this value into the above equations gives a three-fold degeneracy for the odd states and a one-fold degeneracy for the even states. For $^{16}\text{O}_3$, a C_{2v} molecule, the interchanged nuclei are oxygen atoms with zero nuclear spin. Substituting this value into the above equations yields a one-fold degeneracy for the even levels and a zero-fold degeneracy for the odd levels (i.e., such levels do not exist). For molecules which have more than one pair of atoms exchanged upon rotation, expressions for the number of spin functions for each state are given in Ref. [25], p17, Eqs. (I.8) and (I.9).

State dependent factors are considered explicitly when TIPS are determined by direct sums by calculating the parity of each state using an expression appropriate for the molecular symmetry of the species involved. When analytical expressions are used, an average state dependent factor is used by taking the arithmetic mean of the state dependent factors involved. For example, for $^{16}\text{O}_3$, a factor of 0.5 is used to account for the total of the state dependent factors.

In the literature, state independent factors are often omitted from partition sum calculations when the application involves a ratio of partition sums. These factors are necessary to relate the partition functions to thermodynamic quantities. State independent factors occur in species where there are atoms that are not interchanged upon rotation. This degeneracy factor is expressed as $\prod (2I + 1)$, where I is the nuclear spin and the product is taken over all nuclei not interchanged by rotation [25]. In this work, the state independent factor has been included when determining the TIPS for all

molecules/isotopologues, yielding partition sums that can be used to determine thermodynamic quantities. Note, when comparing the partition sums from this study to values from the literature, it is sometimes necessary to multiply by an integer value to obtain agreement due to the omission of the state independent factors. Such comparisons are discussed specifically in the text.

In order to evaluate Eq. (1), energy levels and corresponding degeneracy factors are needed for the molecule/isotopologue in question. As the energy increases, the exponential factor approaches zero and the sum can be truncated with no loss of accuracy. At which energy state this series truncation occurs depends on the temperature, since kT divides the energy of the state. An accurate determination of the TIPS must sum over energy levels until the exponential factor no longer contributes significantly to the sum. This point can be determined by calculating $Q(T)$ as a function of energy and noting where $Q(T)$ no longer changes within the desired accuracy as additional energies are summed. Such a test should consider all energy levels up to dissociation. Here, the convergence test determines $dQ(T)/dE$ as a function of E and looks for energies above which $Q(T)$ no longer changes. At this point the calculation of the partition sum is said to have converged.

The ideal situation is to have energy levels up to the dissociation limit of the isotopologue in question. Then a direct sum can be done. However, seldom are energy levels available up to the dissociation limit. Recently there are a number of *ab initio* calculations of ro-vibrational energies that do provide the needed energies. A number of the improved TIPS discussed below incorporate these *ab initio* energies. When energies

are not available to sufficiently high states for convergence of $Q(T)$, approximations need to be made.

In practice, the energy states are usually not known for all rotational levels of all vibrational states of all electronic states. When there are other complications, such as lambda doubling, torsional motion, etc. the situation for the energy states is more complex. In such cases it is assumed that the energy is additive

$$E(elec, vib, rot, tors, \dots) = E_{elec} + E_{vib} + E_{rot} + E_{tors} + \dots \quad (3)$$

from which follows the product approximation

$$Q(elec, vib, rot, tors, etc) = Q_{elec} \times Q_{vib} \times Q_{rot} \times Q_{tors} \times \dots \quad (4)$$

The problem is now reduced to calculating the electronic, vibrational, rotational, ... partition sums. Which approach is used is determined by the availability of energy states for the molecule/isotopologue in question. For discussion, the general case is considered where $Q_{elec}(T) = 1$ and there is no torsional or other structure (e.g. lambda doubling, inversion, etc.). Ignoring vibration-rotation interaction, Eq. (4) can be written

$$Q(T) = \sum_{\substack{\text{vibrational} \\ \text{states}}} d_{vib} e^{-hcG_{vib}/kT} \sum_{\substack{\text{rotational} \\ \text{states}}} d_{rot} e^{-hcF_{rot}/kT} = Q_{vib}(T) \times Q_{rot}(T) \quad (5)$$

where d_{vib} and d_{rot} are the degeneracy factors for the states, and G_{vib} and F_{rot} are the term values of the vibrational and rotational states, respectively. The problem now reduces to computing the rotational and vibrational partition sum.

If a complete set of rotational energies are available to a high enough limit, a direct sum can be made

$$Q_{rot}(T) = d_i \sum_{\substack{\text{all} \\ \text{rotational} \\ \text{states}}} d_r e^{-hcF_r/kT}. \quad (6)$$

In many cases there is not available a complete set of energies to a high enough limit to make a direct sum and obtain a converged partition sum. For such cases analytical expressions [27-30] for the partition sums must be used. Since the analytical models are developed by mapping the quantum structure of the energy to a classical structure, the analytical rotational partition sums do not work well at low temperatures where quantum structure of the energy is important. Thus corrections must be made; this fact is discussed below.

The vibrational partition function can be approximated by the harmonic oscillator approximation of Herzberg [25] using vibrational fundamentals taken from the literature

$$Q_{vib}(T) = \prod_{\substack{\text{vibrational} \\ \text{fundamentals}}} \frac{1}{1 - e^{-hcG_v/kT}} \quad (7)$$

If anharmonic constants are available, the vibrational fundamentals can be calculated [25] to high energy and a direct sum performed to determine $Q_{\text{vib}}(T)$.

Given the above discussion, the method chosen below for the molecule/isotopologue under study depends on the availability of energy levels and a lower bound T_{max} of 3500 K. The actual T_{max} was determined by studying the convergence of $Q(T)$.

Extensive comparison with literature values of the partition sums was done in previous studies [11-17] and will not be repeated here. Where there are new data some comparisons will be made.

3. CALCULATIONS

3.1 Water Vapor

Nine isotopologues of H_2O are considered in this study: H_2^{16}O , H_2^{18}O , H_2^{17}O , HD^{16}O , HD^{18}O , HD^{17}O , D_2^{16}O , D_2^{18}O , and D_2^{17}O . For H_2^{16}O the energy levels are taken from the *ab initio* derived BT2 data [31]. The term values go to $30\,000\text{ cm}^{-1}$ ($J_{\text{max}}=50$) and are complete to $29\,967\text{ cm}^{-1}$. The partition sums were calculated by direct summation. $Q(T)$ can also be calculated using the experimental MARVEL term value data [23, 32], where the MARVEL term values, determined by the Rayleigh-Ritz principle, are considered the best measured term values for water. The $Q(T)$ values from the MARVEL term values provide a check on the low temperature partition sums from the *ab initio* term values. There are small differences between the MARVEL and *ab initio* term values. A better set of term values can be obtained by replacing the *ab initio*

term values by MARVEL term values when possible, here called mixed term values. Figure 1 shows the percent difference between $Q(T)$ determined with MARVEL term values and $Q(T)$ determined with *ab initio* term values (blue curve) and $Q(T)$ determined with mixed term values and $Q(T)$ determined with *ab initio* term values (red curve) for H_2^{16}O versus temperature. The figure shows little difference between the TIPS determined with MARVEL term values and *ab initio* term values at low temperatures. The figure also shows that by about 1200 K the TIPS determined with purely MARVEL term values no longer converge. The final TIPS were determined using the mixed term value data. Using these data a convergence test was made. Figure 2 shows $Q(T)$ versus the term value, F , in wavenumbers for T values: 1000, 2000, 3000, 3500, 4000, 4500, and 5000 K. The figure shows that the TIPS have converged up to ~ 4000 K. The TIPS agree with the reported UCL (University College London) data [31], which are reported to 3000 K. The final TIPS are reported to 5000 K. Table 1 lists the chemical formula, isotopologue number (ISO#), AFGL code, state independent degeneracy factor (g_i), $Q(296\text{ K})$, J_{max} , F_{max} in cm^{-1} , and T_{max} in K. Blank entries imply the data are not applicable; e.g., F_{max} for a product approximation $Q(T)$.

Insert Figure 1 here

Insert Figure 2 here

Insert Table 1 here

For H_2^{18}O and H_2^{17}O the available *ab initio* energies were not adequate for convergence at 3500 K so new calculations were performed. The PES (potential energy

surface) used for the computation of H₂¹⁸O and H₂¹⁷O energy levels was constructed from the fitted H₂¹⁶O PES [33]. The PES contains two parts a) a mass independent part (Born-Oppenheimer surface, including a relativistic correction surface) and b) the part dependent on nuclear mass (diagonal Born-Oppenheimer correction, DBOC). Only the first part of the potential was fitted to the experimental H₂¹⁶O term values in the 0-25 000 cm⁻¹ range - common for both isotopologues. The second part was specific for each isotopologue [34]. The experimental term values of H₂¹⁷O and H₂¹⁸O are known to only about 17 000 cm⁻¹ [35] in comparison with term values to about 41 000 cm⁻¹ for the main isotopologue [36]. The fitted PES describe experimental levels of H₂¹⁷O and H₂¹⁸O with accuracy better than 0.1 cm⁻¹ and will predict unknown experimental levels in the range up to $J=30$ and term value up to 30 000 cm⁻¹ with accuracy better than 1 cm⁻¹. The latter assumption was partly confirmed by comparing the predictions with half a dozen H₂¹⁸O levels measured by Makarov *et al.* [37] in the range of 27 500 cm⁻¹. Nuclear motion calculations were performed with the DVR3D program suite [38]. The calculations used 28 radial points and 44 angular points with the final matrix of 2500. The final calculations go to $J=50$ and are complete to ~55 000 cm⁻¹, see Table 1 for details. A set of term values was constructed using MARVEL term values where possible and other levels used the *ab initio* values. TIPS were calculated by direct summation with the *ab initio* term values, with MARVEL term values, and mixed term values. The data show the MARVEL and *ab initio* $Q(T)$ values agree at low temperature (reflecting the accuracy of the low J *ab initio* energies) and the purely MARVEL TIPS begin to diverge at ~500 K.

For HD¹⁶O, the term values were taken from Voronin *et al.* [39]. The calculations

go to $J=50$ and the term values are complete to $29\,665\text{ cm}^{-1}$. A mixed term value set was made using the MARVEL term values. TIPS were calculated by direct summation using the 3 term value sets (*ab initio*, MARVEL, and mixed). The MARVEL and *ab initio* $Q(T)$ values agree at low temperature and the MARVEL TIPS begin to diverge: -0.143% at $\sim 1000\text{ K}$, -10% at 2000 K , -47% at 3000 K . The TIPS from this study agree with the UCL data [40], which are reported for 32 temperatures between 1 and 6000 K .

For HD^{18}O and HD^{17}O , new calculations were performed in order to get $Q(T)$ that are converged up to high temperatures. The calculation of HD^{18}O and HD^{17}O levels were done with the use of the *ab initio* potential energy surface (PES) of Polyansky *et al.* [41]. A high-accuracy *ab initio* Born-Oppenheimer (BO) potential energy surface for the water molecule is combined with relativistic, adiabatic, quantum electrodynamics, and non-adiabatic corrections. The *ab initio* calculation reproduces about 200 known band origins of seven isotopologues of water in the range up to $15\,000\text{ cm}^{-1}$ with accuracy of about 0.1 cm^{-1} . This accuracy smoothly deteriorates to several wavenumbers at the energies $25\,000\text{--}30\,000\text{ cm}^{-1}$ as could be seen from comparing theoretical levels with the experimental ones of the H_2^{16}O and HD^{16}O isotopologues [32, 42]. Nuclear motion calculations were performed with the DVR3D program suite [38].

The TIPS were calculated using the *ab initio*, the MARVEL, and the mixed *ab initio*-MARVEL term values. Figure 3 presents the percent difference between $Q(T)$ determined with MARVEL term values and $Q(T)$ determined with *ab initio* term values (blue curve) and $Q(T)$ determined with mixed term values and $Q(T)$ determined with *ab initio* term values (red curve) for HD^{18}O versus temperature. The insert gives an

expanded view of the data in the temperature range of Earth's atmosphere. Here, because there are differences between the MARVEL and *ab initio* term values for low energy states, differences of order 1% are seen at low temperatures. The MARVEL term values are only complete to ~ 1590 and 867 cm^{-1} for HD^{18}O and HD^{17}O , respectively. The MARVEL TIPS values begin to diverge around 350 and 200 K for these isotopologues. The *ab initio* term values go to $J=30$ and $\sim 42\,000 \text{ cm}^{-1}$ and are complete to $\sim 32\,500 \text{ cm}^{-1}$ for these isotopologues. Figure 4 shows $Q(T)$ for HD^{18}O as a function of the term value, F , in wavenumbers for temperature values: 1000, 2000, 3000, 3500, 4000, 4500, and 5000 K.. The figure shows that the TIPS have converged up to 4500 K.

The doubly-deuterated isotopologues of water, D_2^{16}O , D_2^{18}O , and D_2^{17}O , used the *ab initio* term values reported in Simkó *et al.* [24]. The calculations go to $J=98$ and are complete to $\sim 42\,000 \text{ cm}^{-1}$ for all isotopologues. Where possible the MARVEL term values were used to replace the *ab initio* term values. Convergence tests were done and the TIPS are converged to 6000 K. The TIPS for D_2^{16}O agree with the UCL data, which are reported for 22 temperatures between 1 and 1000 K.

In Table 2 are listed the molecule number and isotopologue number (ISO#), and the percent difference $\text{TIPS}_{2017} - \text{TIPS}_{2011}$ at 100, 296, 1000, and 2500 K for molecule/isotopologues that have been recalculated in this work. For the isotopologues of water vapor the differences are not large except at higher temperatures. Note, the improved calculations done here allow the TIPS to be determined at higher temperatures than what was done in 2011. Also, the TIPS are now presented for three isotopologues of D_2O .

Insert Figure 3 here

Insert Figure 4 here

Insert Table 2 here

3.2 Carbon Dioxide

The 13 isotopologues of CO₂ listed in Table 1 were considered in this work. The term values for all isotopologues are from the *ab initio* calculations of Huang *et al.* [43-45], which go to $J=150$. The maximum term values are listed in Table 1. First the total internal partition sums were calculated using the *ab initio* term values. These values were compared with the carbon dioxide spectroscopic databank (CDS) partition functions [46]. Note, the CDS TIPS are reported only to 1000 K. What is observed is very good agreement for the isotopologues ¹²C¹⁶O₂, ¹²C¹⁸O₂, ¹³C¹⁶O₂, ¹³C¹⁸O₂, ¹³C¹⁷O₂, ¹⁶O ¹²C¹⁷O. CDS does not report the isotopologue ¹⁴C¹⁶O₂. For the other isotopologues small differences in energy between CDS and *ab initio* values lead to several percent difference in $Q(T)$ at low temperatures. Figure 5 shows the percent difference between the CDS and *ab initio* $Q(T)$ versus temperature for the ¹⁶O ¹²C¹⁸O isotopologue. To correct this problem, the *ab initio* term values for the isotopologues ¹⁶O¹²C¹⁸O, ¹⁶O¹³C¹⁸O, ¹⁶O¹³C¹⁷O, ¹⁸O¹²C¹⁷O, ¹²C¹⁷O₂, and ¹⁸O¹³C¹⁷O were replaced from 0 to just over 600 cm⁻¹ using the CDS values. The TIPS were run again and the results show excellent agreement with the CDS $Q(T)$ throughout the CDS temperature range (1-1000 K).

The TIPS for the symmetric isotopologues (inversion symmetry), ¹²C¹⁶O₂, ¹²C¹⁸O₂, ¹³C¹⁶O₂, etc. are converged to about 4500 K and those for the isotopologues that are not symmetric, ¹⁶O ¹²C¹⁸O, ¹⁶O ¹²C¹⁷O, etc. are converged to ~ 3000 K. The

difference is easily explained by looking at the F_{\max} values listed in Table 1. The symmetric isotopologue term values are complete to around 30 000 cm^{-1} and the non-symmetric isotopologues are complete to about half that value. The final TIPS calculations were made to 5000 K for the symmetric isotopologues and to 3500 K for the non-symmetric isotopologues.

Table 3 lists the total internal partition sums at 210, 410, 610, 810, and 1010 K for twelve isotopologues of CO_2 from this work, the CDS values [46], and from the work of Cerezo *et al.* [47]. There is reasonably good agreement up to 610 K but the maximum energy for each isotopologue used in Ref. [47] is too low to ensure convergence past about 750 K. This fact is confirmed by data presented in Table 3. Comparing $Q(296 \text{ K})$ for $^{12}\text{C}^{16}\text{O}_2$ with the CDS value and the UCL value [48] gives 0.0014 and -0.29 percent difference, respectively.

Looking at Table 2 shows that for the temperature range of TIPS_2011 the improvements using the *ab initio* energies are small. However, the use of the *ab initio* energies allows convergence to higher temperatures than TIPS_2011.

Insert Figure 5 here

Insert Table 3 here

3.3 Ozone

Total internal partition sums are provided for the following 18 isotopologues of ozone: $^{16}\text{O}_3$, $^{16}\text{O}^{16}\text{O}^{18}\text{O}$, $^{16}\text{O}^{18}\text{O}^{16}\text{O}$, $^{16}\text{O}^{16}\text{O}^{17}\text{O}$, $^{16}\text{O}^{17}\text{O}^{16}\text{O}$, $^{18}\text{O}^{18}\text{O}^{16}\text{O}$, $^{18}\text{O}^{16}\text{O}^{18}\text{O}$, $^{16}\text{O}^{17}\text{O}^{18}\text{O}$, $^{17}\text{O}^{16}\text{O}^{18}\text{O}$, $^{17}\text{O}^{18}\text{O}^{16}\text{O}$, $^{17}\text{O}^{17}\text{O}^{16}\text{O}$, $^{17}\text{O}^{16}\text{O}^{17}\text{O}$, $^{18}\text{O}_3$, $^{18}\text{O}^{18}\text{O}^{17}\text{O}$, $^{18}\text{O}^{17}\text{O}^{18}\text{O}$,

$^{17}\text{O}^{17}\text{O}^{18}\text{O}$, $^{17}\text{O}^{18}\text{O}^{17}\text{O}$, and $^{17}\text{O}_3$. The TIPS are from Fischer *et al.* [16] and are reported to 3500 K for all isotopologues.

3.4 Nitrous Oxide

TIPS are given for 5 isotopologues of nitrous oxide: $^{14}\text{N}_2^{16}\text{O}$, $^{14}\text{N}^{15}\text{N}^{16}\text{O}$, $^{15}\text{N}^{14}\text{N}^{16}\text{O}$, $^{14}\text{N}_2^{18}\text{O}$, and $^{14}\text{N}_2^{17}\text{O}$. The principal isotopologue, $^{14}\text{N}_2^{16}\text{O}$, uses the data of Tashkun *et al.* [49]. From the supplementary line list, quantum numbers and term values were extracted, giving 143 096 states. The data are complete to 11 344 cm^{-1} and go as high as $\sim 14\,275\text{ cm}^{-1}$. Figure 6 shows $Q(T)$ versus F for $T=1000, 2000, 3000, 4000, 5000,$ and 6000 K. The figure shows the TIPS are converged to ~ 4000 K. The TIPS are reported to 5000 K; however, users should realize that at 5000 K the uncertainty may be several percent. Table 2 shows a -9% difference between TIPS_2017 and TIPS_2011 at 2500 K indicating the improvement at higher temperatures.

The isotopologues $^{14}\text{N}^{15}\text{N}^{16}\text{O}$, $^{15}\text{N}^{14}\text{N}^{16}\text{O}$, $^{14}\text{N}_2^{18}\text{O}$, and $^{14}\text{N}_2^{17}\text{O}$ use the TIPS from Fischer *et al.* [16], which are reported to 3500 K.

Insert Figure 6 here

3.5 Carbon Monoxide

The nine isotopologues of CO reported here are from the work of Li *et al.* [50]. The calculations were made for $^{12}\text{C}^{16}\text{O}$, $^{13}\text{C}^{16}\text{O}$, $^{12}\text{C}^{18}\text{O}$, $^{12}\text{C}^{17}\text{O}$, $^{13}\text{C}^{18}\text{O}$, $^{13}\text{C}^{17}\text{O}$, $^{14}\text{C}^{16}\text{O}$, $^{14}\text{C}^{18}\text{O}$, and $^{14}\text{C}^{17}\text{O}$ in the electronic ground state with $v \leq 41$, $\Delta v \leq 11$, and $J \leq 150$. The term values are complete to 85 600 cm^{-1} or higher and the TIPS are converged to 9000 K for

each isotopologue. The final TIPS are reported to 9000 K; see Ref. [50] for details.

While Table 2 shows little difference between the TIPS_2017 and TIPS_2011 results, the new calculations have allowed the TIPS to be determined to 9000 K for each isotopologue.

3.6 Methane

Total internal partition sums are reported for the $^{12}\text{CH}_4$, $^{13}\text{CH}_4$, $^{12}\text{CH}_3\text{D}$, and $^{13}\text{CH}_3\text{D}$ isotopologues of methane. The $Q(T)$ data for the principal isotopologue are from the work of Nikitin *et al.* [51]. They estimate a number of high-energy contributions to the partition sums to improve the accuracy, which they estimate to be 1-2% at 2000 K. Their calculations consider temperatures up to 3000 K. They have also made an estimate for the temperature range 3001-3500 K [52]. Table 2 shows little difference between TIPS_2017 and TIPS_2011 values at the lower temperatures, but a -29% difference at 2500 K.

The TIPS for $^{13}\text{CH}_4$ are from the work of Fischer *et al.* [16] and use the product approximation with the analytical approximation of McDowell [29] for Q_{rot} . However, the analytical model does not give reliable $Q(T)$ values at low temperatures. To correct for this fact, energies for $^{13}\text{CH}_4$ were extracted from HITRAN2012 and $Q(T)$ determined by direct sum. The direct sum values of $Q(T)$ were used from 1-25 K and the product approximation values from 26-3500 K. The TIPS for $^{12}\text{CH}_3\text{D}$ are from the work of Laraia *et al.* [17]. The TIPS for $^{13}\text{CH}_3\text{D}$ were recalculated up to 4500 K using the vibrational fundamentals of Nikitin *et al.* [53] for Q_{vib} and the Q_{rot} of Laraia *et al.* [17].

The TIPS are reported up to 3500 K for CH_4 , $^{13}\text{CH}_4$, and $^{13}\text{CH}_3\text{D}$, and up to 4500

K for $^{12}\text{CH}_3\text{D}$.

3.7 Oxygen molecule

Six isotopologues of the oxygen molecule were considered in this work: $^{16}\text{O}_2$, $^{16}\text{O}^{18}\text{O}$, $^{16}\text{O}^{17}\text{O}$, $^{18}\text{O}^{18}\text{O}$, $^{18}\text{O}^{17}\text{O}$, $^{17}\text{O}^{17}\text{O}$. The term values were determined using an isotopically-invariant Dunham fit of O_2 with newly reported literature transitions [54] for the $X^3\Sigma_g^-$, $a^1\Delta_g$, and $b^1\Sigma_g^+$ states. As shown in Table 1, the term values are calculated up to 40 000-46 000 cm^{-1} and are complete to roughly 39 000 cm^{-1} . The TIPS converge to 7500 K for all isotopologues. Table 2 shows little difference between TIPS_2017 and TIPS_2011 results for $^{16}\text{O}_2$ and $^{16}\text{O}^{18}\text{O}$ until 2500 K. For the $^{16}\text{O}^{17}\text{O}$ isotopologue, there was a zero point error in the TIPS_2011 results that was corrected in 2014. This error is evident in the table.

3.8 Nitric Oxide

Total internal partition sums are provided for $^{14}\text{N}^{16}\text{O}$, $^{15}\text{N}^{16}\text{O}$, and $^{14}\text{N}^{16}\text{O}$ from the work of Fischer *et al.* [16], which used the product approximation with Q_{vib} from the harmonic approximation [25] and Q_{rot} from Mc Dowell's formula [27]. In Ref. [16] the partition sums were reported from 70-3000 K. Here, the temperature range starts at 1 K where the analytical formula does not give reliable results. The TIPS were calculated by direct sums using term values that include spin-orbit, lambda doubling and hyperfine interactions complete to $\sim 9000 \text{ cm}^{-1}$ and the direct sum values were used at low temperatures. The point where the data changes from direct sum values to product approximation values is where the two have the best agreement (lowest percent

difference). These values are 109, 105, and 106 K for $^{14}\text{N}^{16}\text{O}$, $^{15}\text{N}^{16}\text{O}$, and $^{14}\text{N}^{16}\text{O}$, respectively. The TIPS are reported to 3500 K for each isotopologue.

3.9 Sulfur Dioxide

The TIPS for $^{32}\text{S}^{16}\text{O}_2$ and $^{34}\text{S}^{16}\text{O}_2$ are from the work of Fischer *et al.* [16], which used the product approximation with Watson's asymmetric rotor analytical formula [30] for Q_{rot} . A low-temperature correction from 1-67 K was made for $^{32}\text{S}^{16}\text{O}_2$ using the UCL-Ames data [55], which goes to 1000 K. The TIPS are reported to 3500 K.

3.10 Nitrogen Dioxide

The TIPS for $^{14}\text{N}^{16}\text{O}_2$ are taken from Fischer *et al.* [16], which used the product approximation with Watson's asymmetric rotor analytical formula [30] for Q_{rot} . The TIPS are reported to 3500 K with no low temperature corrections needed.

3.11 Ammonia

Two isotopologues of ammonia were considered in this work: $^{14}\text{NH}_3$ and $^{15}\text{NH}_3$. The term values for $^{14}\text{NH}_3$ are from Yurchenko *et al.* [56] and those for $^{15}\text{NH}_3$ are from Yurchenko *et al.* [57]. The term values are complete to 35 332 and 29 851 cm^{-1} for the $^{14}\text{NH}_3$ and $^{15}\text{NH}_3$ isotopologues, respectively. These term values were used to compute the TIPS by direct summation. The TIPS calculated here agree with the values given by Yurchenko *et al.* [56] and Yurchenko *et al.* [57], which are reported to 1600 and 2000 K, respectively. The TIPS are converged to 6000 K. Table 2 shows that for the $^{14}\text{NH}_3$ isotopologue there is little difference at the temperatures of the TIPS_2011 study.

However, the new calculations allow convergence to much higher temperatures. For the $^{15}\text{NH}_3$ isotopologue there is a noticeable difference in the TIPS at 2500 K.

3.12 Nitric Acid

The total internal partition sums were calculated for the $\text{H}^{14}\text{N}^{16}\text{O}_3$ and $\text{H}^{15}\text{N}^{16}\text{O}_3$ isotopologues of nitric acid. The calculations used the product approximation with Q_{vib} coming from the harmonic approximation and Q_{rot} from the analytical formula of Watson [30]. For the $\text{H}^{14}\text{N}^{16}\text{O}_3$ isotopologue the rotational constants are from Perrin *et al.* [58] and the vibrational fundamentals are from Perrin [59], which includes the ν_9 torsion state. The rotational constants for the $\text{H}^{15}\text{N}^{16}\text{O}_3$ isotopologue are from Perrin *et al.* [60]. The vibrational fundamentals for $\text{H}^{15}\text{N}^{16}\text{O}_3$ are as follows: ν_1 through ν_4 were taken from the NIST webbook [61], ν_5 was taken from Perrin *et al.* [60], and ν_6 through ν_9 (torsion) was from the work of Petkie *et al.* [62]. Pavlyuchko *et al.* [63] report TIPS values from 1 to 500 K for $\text{H}^{14}\text{N}^{16}\text{O}_3$ from direct summation over *ab initio* term values. The agreement between the TIPS determined in this work and Pavlyuchko *et al.* is good, the maximum difference is 1%. The TIPS from this work are reported for temperatures from 1 to 3500 K in 1 K steps. There are small differences between the TIPS_2017 and TIPS_2011 results as shown in Table 2. However, the calculations done here will be better as T increases due to a more complete term value set.

3.13 Hydroxyl radical

New calculations of $Q(T)$ were made for the ^{16}OH isotopologue of OH. The term values are taken from Brooke *et al.* [64]. Their calculations go to rotational quantum

number $J_{max}=68.5$ with a term value of $F(J_{max})=53\,836.6\text{ cm}^{-1}$. The TIPS were calculated by direct summation over these energy states and are considered to be converged up to 9000 K.

The TIPS for the ^{18}OH and ^{16}OD isotopologues are from Fischer *et al.* [16]. Their calculations used the product approximation; no low temperature correction was needed.

The final TIPS are reported up to 9000, 3500, and 3500 K for the ^{16}OH , ^{18}OH and ^{16}OD isotopologues, respectively.

For the principal isotopologue, Table 2 shows little differences between TIPS_2017 and TIPS_2011 for the temperatures of the 2011 study. However, the use of the *ab initio* term values in the direct sum allow the TIPS to be converged to 9000 K.

3.14 Hydrogen Fluoride

TIPS were calculated for H^{19}F and D^{19}F by direct summation using the term values reported by Li *et al.* [65]. The term values are complete to 24 262 and 18 486 with F_{max} values of 52 766 and 56 107 cm^{-1} for H^{19}F and D^{19}F , respectively.

Convergence plots show the TIPS are accurate to 6000 K, which is the temperature to which they are given.

Little difference is observed between the TIPS_2017 and TIPS_2011 values (Table 2) but the new calculations allow converged TIPS to 6000 K.

3.15 Hydrogen Chloride

Four isotopologues of hydrogen chloride were considered in this work: H^{35}Cl , H^{37}Cl , D^{35}Cl , D^{37}Cl . The total internal partition sums were calculated by direct

summation using the term values of Li *et al.* [65]. The term values, E/hc , in wavenumbers are calculated to (F_{max} , $F_{complete}$) values of (47 780, 20 196), (49 220, 20 184), (38 630, 15 239), and (21 912, 15 219) for $H^{35}Cl$, $H^{37}Cl$, $D^{35}Cl$, $D^{37}Cl$, respectively. Clearly for the $D^{37}Cl$ isotopologue the calculations were done up to substantially smaller energy levels than for the other three isotopologues. This is due to the fact that the original goal of Li *et al.* was to calculate partition sums only up to 3000 K. When it was decided to recalculate partition sums up to the energies required for converged calculations up to 6000 K, the $D^{37}Cl$ isotopologue was unintentionally forgotten. As a result, the first three isotopologues are converged to 6000 K. Figure 7 shows the convergence plots, $Q(T)$ versus term value, for $D^{35}Cl$ and $D^{37}Cl$ from 1000 to 6000 K in 1000 K steps. While it is clear that $D^{35}Cl$ is converged to 6000 K (top panel), for $D^{37}Cl$ the similar convergence is at 4000 K (bottom panel). The TIPS are reported up to 6000 K for $H^{35}Cl$, $H^{37}Cl$, $D^{35}Cl$ and up to 4000 K for $D^{37}Cl$.

Table 2 shows that the TIPS_2017 and TIPS_2011 values agree well at the temperatures of the 2011 study, but the new calculations generate TIPS that are converged to 6000 K.

Insert Figure 7 here

3.16 Hydrogen Bromide

For hydrogen bromide, $Q(T)$ values are calculated by direct summation using the term values of Li *et al.* [65] for four isotopologues: $H^{79}Br$, $H^{81}Br$, $D^{79}Br$, $D^{81}Br$. The F_{max} and $F_{complete}$ term values in cm^{-1} are (41 795, 21 435), (41 786, 17 909), (38 915,

13 433), and (44 435, 13 430) for H⁷⁹Br, H⁸¹Br, D⁷⁹Br, D⁸¹Br, respectively. The resulting TIPS are converged to 6000 K and they are reported to this temperature.

Table 2 demonstrates that little difference is observed between the TIPS_2017 and TIPS_2011 values, but the new calculations generate TIPS that are converged to 6000 K.

3.17 Hydrogen Iodide

Two isotopologues of hydrogen iodide, H¹²⁷I and D¹²⁷I, were considered here. The TIPS were calculated by direct summation over the term values of Li *et al.* [65], which have (F_{max} , $F_{complete}$) term values, in cm⁻¹, of (36 450, 12 154) and (37 144, 8990) for H¹²⁷I and D¹²⁷I, respectively. Plots suggest that the TIPS are converged to 6000 K. However, with the $F_{complete}$ values shown above caution should be used above 4000 K where the uncertainties could be several percent. The final TIPS data are reported to 6000 K.

The TIPS_2017 and TIPS_2011 values agree well for the temperatures of the 2011 study, see Table 2, but the new calculations generate TIPS that are converged to 6000 K.

3.18 Chlorine Monoxide

The TIPS reported for ³⁵Cl¹⁶O and ³⁷Cl¹⁶O are from Fischer *et al.* [16]. Fischer *et al.* calculated $Q(T)$ by the product approximation. Because chlorine monoxide has spin-orbit, lambda doubling and hyperfine interactions, an analytical formula, based on the linear molecule formula of McDowell [27] was developed, see Ref. [16] for details. The

final $Q(T)$ are reported to 3500 K.

3.19 Carbonyl Sulfide

The five isotopologues of carbonyl sulfide reported here, $^{16}\text{O}^{12}\text{C}^{32}\text{S}$, $^{16}\text{O}^{12}\text{C}^{34}\text{S}$, $^{16}\text{O}^{13}\text{C}^{32}\text{S}$, $^{16}\text{O}^{12}\text{C}^{33}\text{S}$, and $^{18}\text{O}^{12}\text{C}^{32}\text{S}$, are from the product approximation calculations of Fischer *et al.* [16]. The TIPS are reported to 3500 K.

3.20 Formaldehyde

Data are reported for three isotopologues of formaldehyde: $\text{H}_2^{12}\text{C}^{16}\text{O}$, $\text{H}_2^{13}\text{C}^{16}\text{O}$, and $\text{H}_2^{12}\text{C}^{18}\text{O}$. The data are from Fischer *et al.* [16] and go to 3500 K. For the $\text{H}_2^{12}\text{C}^{16}\text{O}$ isotopologue term values are available from the *ab initio* calculations of Al-Refaie *et al.* [66]. Using these data, $Q(T)$ can be evaluated by direct summation. However, the resulting TIPS are not converged to 3500 K. The direct sums done here agree with the $Q(T)$ data of Al-Refaie *et al.* Comparing the direct sum $Q(T)$ s to those from the product approximation results of Fischer *et al.* shows a minimum difference at 632 K. So for $\text{H}_2^{12}\text{C}^{16}\text{O}$ the direct sum values are used up to 632 K and from 633-3500 the values from Fischer *et al.* are used. The final TIPS are reported to 3500 K.

3.21 Hypochlorous acid

The total internal partition sums for $\text{H}^{16}\text{O}^{35}\text{Cl}$ and $\text{H}^{16}\text{O}^{37}\text{Cl}$ were taken from the work of Fischer *et al.* [16], who used the product approximation with Q_{vib} determined using the harmonic approximation and Q_{rot} using Watson's analytical formula. The final TIPS are reported to 3500 K.

3.22 Nitrogen molecule

TIPS are calculated for 3 isotopologues of the nitrogen molecule: $^{14}\text{N}_2$, $^{14}\text{N}^{15}\text{N}$, and $^{15}\text{N}_2$. The term values are from the work of Le Roy *et al.* [67], whose calculations are to $J = 75$ and for which the term values (F_{max} , $F_{complete}$) in cm^{-1} are (76 465, 57 156), (75 034, 56 307), and (73 581, 55 440) for $^{14}\text{N}_2$, $^{14}\text{N}^{15}\text{N}$, and $^{15}\text{N}_2$, respectively. The TIPS are determined by direct summation and the resulting data are converged and reported to 9000 K.

Table 2 shows that the results from TIPS_2017 and TIPS_2011 are similar; however, the new calculations allow the TIPS to be converged to 9000 K.

3.23 Hydrogen Cyanide

Total internal partition sums were calculated for three hydrogen cyanide isotopologues: $\text{H}^{12}\text{C}^{14}\text{N}$, $\text{H}^{13}\text{C}^{14}\text{N}$, and $\text{H}^{12}\text{C}^{15}\text{N}$, using the product approximation. The vibrational partition sum was determined using anharmonic frequencies determined using the constants of Maki *et al.* [68]. The resulting vibrational term values go to G_{v-max} of 67284, 67509, and 66190 wavenumbers. For the rotational partition sum, term values are available from the *ab initio* calculations of Harris *et al.* [69] for $\text{H}^{12}\text{C}^{14}\text{N}$ and from Harris *et al.* [70] for $\text{H}^{13}\text{C}^{14}\text{N}$. Both calculations go to $J = 60$ and are complete to 18817 cm^{-1} , only allowing convergence of the partition sums to around 2250 K.

Rotational partition sums were calculated for the 3 isotopologues using the rotational constants given by Maki [71], the linear molecule analytical formula of McDowell [27], and by direct summation over the *ab initio* term values for $\text{H}^{12}\text{C}^{14}\text{N}$ and

$\text{H}^{13}\text{C}^{14}\text{N}$. Comparing the two sets of partition sums shows good agreement at low temperature but diverges as the temperature increases. In order to get better agreement from the analytical model the rotational constants, B and D, were scaled and the *ab initio* and analytical model results compared until the best agreement was obtained. The final scale values used for B and D were 1.072, 0.5 and 1.078, 0.1 for $\text{H}^{12}\text{C}^{14}\text{N}$ and $\text{H}^{13}\text{C}^{14}\text{N}$, respectively. Figure 8 shows $Q(T)$ from the direct sum (blue solid line), $Q(T)$ from $Q_{\text{vib}} \times Q_{\text{rot McDowell}}$ (black dashed line), and $Q(T)$ from $Q_{\text{vib}} \times Q_{\text{rot scaled McDowell}}$ (red dash-dot line) versus temperature in K for the $\text{H}^{12}\text{C}^{14}\text{N}$ isotopologue. Not evident in this view is that $Q_{\text{vib}} \times Q_{\text{rot McDowell}}$ gives better agreement to about 650 K but then diverges from the direct sum results.

The final TIPS for the $\text{H}^{12}\text{C}^{14}\text{N}$ and $\text{H}^{13}\text{C}^{14}\text{N}$ isotopologues are direct sums, over *ab initio* term values, to 1000 K followed by $Q_{\text{vib-anharmonic}} \times Q_{\text{rot scaled McDowell}}$. For the $\text{H}^{12}\text{C}^{15}\text{N}$ isotopologue the TIPS is given by $Q_{\text{vib-anharmonic}} \times Q_{\text{rot McDowell}}$. The TIPS are reported to 3500 K. Table 2 shows a few percent difference between the TIPS_2017 and TIPS_2011 data at the higher temperatures of the 2011 study.

3.24 Methyl Chloride (IUPAC name: chloromethane)

The total internal partition sums for the $^{12}\text{CH}_3^{35}\text{Cl}$ and $^{12}\text{CH}_3^{37}\text{Cl}$ isotopologues of methyl chloride were taken from corrections to the calculations of Fischer [16] using the work of Laraia *et al.* [17]. The TIPS are determined by $Q_{\text{vib harmonic}} \times Q_{\text{rot analytical}}$ and are reported to 3500 K.

3.25 Hydrogen Peroxide

Total internal partition sums for $\text{H}_2^{16}\text{O}_2$ were determined by direct summation over the term values of Al-Refaie *et al.* [72], which are complete to 27090 cm^{-1} . A major improvement is that the data of Al-Refaie *et al.* includes the torsional states. The resulting TIPS are converged to and reported to 6000 K. Comparison to $Q(296\text{ K})$ of Al-Refaie *et al.* shows a - 0.07 percent difference. Table 2 shows a large percent difference (-14.5) between the TIPS_2017 and TIPS_2011 results at 2500 K and the new calculations allow convergence of the TIPS to 6000 K.

3.26 Acetylene

For the $^{12}\text{C}_2\text{H}_2$ isotopologue, $Q(T)$ was determined by a direct sum using the term values calculated by Amyay *et al.* [73]. Amyay's calculations considered all vibrational states up to $13\,000\text{ cm}^{-1}$ and J up to 100, yielding term values up to $26\,386\text{ cm}^{-1}$. The TIPS are converged to 5000 K.

For the $\text{H}^{12}\text{C}^{13}\text{CH}$ and $\text{H}^{12}\text{C}^{12}\text{CD}$ isotopologues, the $Q(T)$ data of Laraia *et al.* [17] were used. The data are a merging of direct sum and product approximation data, see Ref. [17] for details. The data are reported to 3500 K.

3.27 Ethane

The TIPS for $^{12}\text{C}_2\text{H}_6$ and $^{12}\text{CH}_3^{13}\text{CH}_3$ were taken from Fischer *et al.* [16]. The TIPS are reported to 3500 K.

3.28 Phosphine

The total internal partition sums for $^{31}\text{PH}_3$ were determined by direct summation

over the *ab initio* term values of Sousa-Silva *et al.* [74]. These term values were calculated to $J = 46$ and are complete to $24\,879\text{ cm}^{-1}$. The TIPS are converged and reported to 4500 K. Comparing with the TIPS_2011 results, see Table 2, shows a 4% difference at 2500 K. The new data are converged up to 4500 K.

3.29 Carbonyl Fluoride

Total internal partition sums were calculated for $^{12}\text{C}^{16}\text{O}^{19}\text{F}_2$ and $^{13}\text{C}^{16}\text{O}^{19}\text{F}_2$ using the product approximation. The vibrational partition sum was determined by the harmonic approximation with vibrational fundamentals from Norton and Rinsland [75] for the $^{12}\text{C}^{16}\text{O}^{19}\text{F}_2$ isotopologue. The $^{13}\text{C}^{16}\text{O}^{19}\text{F}_2$ isotopologue uses vibrational fundamentals from Cohen *et al.* [76] for $\nu_2, \nu_3, \nu_5, \nu_6$ and the $^{12}\text{C}^{16}\text{O}^{19}\text{F}_2$ values for ν_1 and ν_4 . The rotational constants are taken from Cohen *et al.* [76]. The TIPS were calculated to 3500 K. Table 2 shows small differences between the TIPS_2017 and TIPS_2011 values.

3.30 Sulfur Hexafluoride

The total internal partition sums for $^{32}\text{S}^{19}\text{F}_6$ are from Fischer *et al.* [16] and are reported to 3500 K. No low-temperature corrections were made.

3.31 Hydrogen Sulfide

TIPS were calculated for the H_2^{32}S isotopologue by direct summation over the *ab initio* term values of Yurchenko and Tennyson [77]. The term values are complete to $34\,636\text{ cm}^{-1}$. The resulting TIPS are converged to 4000 K. Comparing these data with

the TIPS_2011 data show a 5% difference at 2500 K, Table 2, with the current results being converged to higher (4000 K) temperature.

The TIPS for the H_2^{34}S and H_2^{33}S isotopologues are from Fischer *et al.* [16] and were calculated using the product approximation. Low temperature corrections were made using rotational term values taken from HITRAN2012 [2] for the H_2^{34}S and H_2^{33}S isotopologues and $Q(T)$ was calculated by direct summation. For both isotopologues the minimum difference between the analytical and direct sum $Q(T)$ was at 10 K. The TIPS for these isotopologues used the direct sum data to 10 K followed by the product approximation values.

The final TIPS are reported to 4000, 3500, and 3500 K for the H_2^{32}S , H_2^{34}S , and H_2^{33}S isotopologues, respectively.

3.32 Formic Acid

The TIPS for $\text{H}^{12}\text{C}^{16}\text{O}^{16}\text{OH}$ were taken from the work of Fischer *et al.* [16] and are reported to 3500 K. No low-temperature corrections were made to these data.

3.33 Hydroperoxyl radical

The data of Fischer *et al.* [16] with no low temperature corrections were used for H^{16}O_2 . The data are reported to 3500 K.

3.34 Oxygen atom

No data are reported for the oxygen atom.

3.35 Chlorine Nitrate

TIPS are reported for two isotopologues of chlorine nitrate: $^{35}\text{Cl}^{16}\text{O}^{14}\text{N}^{16}\text{O}_2$ and $^{37}\text{Cl}^{16}\text{O}^{14}\text{N}^{16}\text{O}_2$. They were taken from the work of Fischer *et al.* [16] and given to 3500 K with no low temperature corrections.

3.36 Nitric Oxide cation

The TIPS for $^{14}\text{N}^{16}\text{O}^+$ ion (also known as the nitrosonium ion) are from the work of Fischer *et al.* [16]. Using ro-vibrational term values taken from HITRAN2012 $Q(T)$ was calculated by direct summation. The final TIPS used the direct sum values to 9 K and the product approximation values from 10-3500 K.

3.37 Hypobromous Acid

The TIPS for two isotopologues of hypobromous acid, $\text{H}^{16}\text{O}^{79}\text{Br}$ and $\text{H}^{16}\text{O}^{81}\text{Br}$, were taken from Fischer *et al.* [16] with no low-temperature corrections made. The data are reported up to 3500 K.

3.38 Ethylene

The TIPS for $^{12}\text{C}_2\text{H}_4$ and $^{12}\text{CH}_2^{13}\text{CH}_2$ are from Fischer *et al.* [16]. No low-temperature corrections were made. The TIPS are reported to 3500 K.

3.39 Methanol

The TIPS for the $^{12}\text{CH}_3^{16}\text{OH}$ isotopologue were calculated by the product approximation. The vibrational partition sum uses the vibrational fundamentals from the

Virtual Planetary Laboratory of the University of Washington [78] and include the torsional state. The rotational partition sums use the rotational constants of DeLucia *et al.* [79] in the analytical formula of Watson. No low-temperature corrections were made. The TIPS are reported to 3500 K.

3.40 Methyl Bromide (IUPAC name: bromomethane)

TIPS for two isotopologues of methyl bromide, $^{12}\text{CH}_3^{79}\text{Br}$ and $^{12}\text{CH}_3^{81}\text{Br}$, were taken from Laraia *et al.* [17]. These calculations were made using the product approximation with Q_{vib} from the harmonic approximation and Q_{rot} from McDowell's formula [28]. No low-temperature corrections were made. The TIPS are reported to 3500 K.

3.41 Methyl Cyanide (IUPAC name: acetonitrile)

Total internal partition sums were taken from the work of Laraia *et al.* [17] for four isotopologues of methyl cyanide: $^{12}\text{CH}_3^{12}\text{C}^{14}\text{N}$, $^{13}\text{CH}_3^{12}\text{C}^{14}\text{N}$, $^{12}\text{CH}_3^{13}\text{C}^{14}\text{N}$, and $^{13}\text{CH}_3^{13}\text{C}^{14}\text{N}$. No low-temperature corrections were applied to the data. The TIPS are reported to 3500 K.

3.42 Carbon Tetrafluoride

The TIPS for $^{12}\text{C}^{19}\text{F}_4$, which are in TIPS_2011.for, were found to have a discontinuity between 600 and 601 K. No TIPS are reported in this work for CF_4 . They will be made available in the future.

3.43 Diacetylene

The total internal partition sums for the $^{12}\text{C}_4\text{H}_2$ isotopologue of diacetylene (1,3-butadiyne) are from the calculations of Fischer and Gamache [14], which used the product approximation. For details readers should consult Ref. [14]. The TIPS are reported to 3500 K.

3.44 Cyanoacetylene

TIPS for 6 isotopologues of cyanoacetylene, $\text{H}^{12}\text{C}_3^{14}\text{N}$, $\text{H}^{12}\text{C}_3^{15}\text{N}$, $\text{H}^{12}\text{C}^{12}\text{C}^{13}\text{C}^{14}\text{N}$, $\text{H}^{12}\text{C}^{13}\text{C}^{12}\text{C}^{14}\text{N}$, $\text{H}^{13}\text{C}^{12}\text{C}^{12}\text{C}^{14}\text{N}$, and $\text{D}^{12}\text{C}^{12}\text{C}^{12}\text{C}^{14}\text{N}$, were taken from Laraia *et al.* [17]. They were determined using the product approximation. No low-temperature corrections were applied to the data. The TIPS are reported to 3500 K.

3.45 Hydrogen molecule

TIPS for H_2 and HD were calculated by direct summation over the term values of Piszczatowski *et al.* [80] and Pachucki *et al.* [81], respectively. The term values of Piszczatowski *et al.* consider states with $v = 0-14$ and $J = 0-31$ giving an $F_{\text{max}} = 36\,126\text{ cm}^{-1}$ and complete to $35\,242\text{ cm}^{-1}$. The term values of Pachucki *et al.* are for states with $v = 0-17$ and $J = 0-36$, with $F_{\text{max}} = 36\,405\text{ cm}^{-1}$ and complete to $35\,506\text{ cm}^{-1}$. The TIPS are converged and reported to 6000 K. While Table 2 shows little difference between the TIPS_2017 and TIPS_2011 results at the temperatures of the 2011 study, the new calculations give TIPS that are converged to 6000 K.

3.46 Carbon Monosulfide

TIPS for four isotopologues of carbon monosulfide, $^{12}\text{C}^{32}\text{S}$, $^{12}\text{C}^{34}\text{S}$, $^{13}\text{C}^{32}\text{S}$, and

$^{12}\text{C}^{33}\text{S}$ were taken from the work of Laraia *et al.* [17]. Laraia *et al.* applied low-temperature corrections to $Q(T)$. The TIPS are reported to 3500 K.

3.47 Sulfur Trioxide

Ab initio term values are available for $^{32}\text{S}^{16}\text{O}_3$ from the work of Underwood *et al.* [82]. The calculations are for $J = 0$ to 129 and have an $F_{\text{max}} = 10\,000\text{ cm}^{-1}$, which is too low for the $Q(T)$ to converge for all temperatures. TIPS were determined by direct summation of the *ab initio* term values. TIPS were also calculated by the product approximation. The vibrational partition sums used the harmonic approximation with the fundamentals from Maki *et al.* [83]. The rotational partition sums were calculated using ground-state term values calculated using the rotational constants of Maki *et al.* [83]. The total internal partition sum was formed and compared with the direct sum $Q(T)$. The final TIPS used the direct sum values from 1-650 K and the product approximation values from 651-3500 K.

3.48 Cyanogen

Two symmetric isotopologues of cyanogen, $^{14}\text{N}^{12}\text{C}^{12}\text{C}^{14}\text{N}$ and $^{15}\text{N}^{12}\text{C}^{12}\text{C}^{15}\text{N}$, were taken from the work of Fischer and Gamache [14]. Both direct sums and product approximation values of $Q(T)$ were determined. The final TIPS were a merger of the two data sets. The TIPS are reported to 3500 K.

3.49 Phosgene

Total internal partition sums were determined for the $^{12}\text{C}^{16}\text{O}^{35}\text{Cl}_2$ and

$^{12}\text{C}^{16}\text{O}^{35}\text{Cl}^{37}\text{Cl}$ isotopologues of phosgene. First, working with the data of Tchana *et al.* [84] in the form of a line list provided by Flaud, ro-vibrational term values were extracted. TIPS were determined for both isotopologues. Analysis showed that the TIPS were converged to ~ 300 K. Next, using the rotational constants given in Tchana *et al.* the rotational partition sums were determined. Then vibrational partition sums were determined using the harmonic approximation. For both isotopologues the ν_1 and ν_5 vibrational fundamentals from Tchana *et al.* and the ν_2 , ν_3 , ν_4 , and ν_5 vibrational fundamentals are from the NIST tables (<http://webbook.nist.gov>). The product approximation of $Q(T)$ was formed and compared with the direct sum values. Very good agreement is observed between the data determined by the two methods of calculation. The final TIPS values are from the product approximation calculations and are reported to 5000 K.

3.50 Sulfur Monoxide

TIPS for three isotopologues of sulfur monoxide, $^{32}\text{S}^{16}\text{O}$, $^{34}\text{S}^{16}\text{O}$, and $^{32}\text{S}^{18}\text{O}$, were taken from Laraia *et al.* [17]. They calculated both direct sum and product approximation $Q(T)$ and their final data are a merger of the two sets of data with direct sum at low temperatures and product approximation data for other temperatures. The TIPS are reported to 3500 K.

3.51 Propyne

The TIPS for the $^{12}\text{C}_3\text{H}_4$ isotopologue of propyne were taken from Laraia *et al.* [17]. In that work $Q(T)$ was determined by direct summation and product approximation

and a low temperature correction was applied to the product approximation data. The TIPS are reported to 3500 K.

3.52 Methyl Radical

The TIPS for the methyl radical, $^{12}\text{CH}_3$, were taken from the work of Laraia *et al.* [17]. The TIPS were determined by the product approximation where Q_{vib} was calculated using the harmonic approximation and Q_{rot} was determined by direct summation. The TIPS are reported to 3500 K.

3.53 Carbon Disulfide

The TIPS for four isotopologues of carbon disulfide, $^{32}\text{S}^{12}\text{C}^{32}\text{S}$, $^{32}\text{S}^{12}\text{C}^{34}\text{S}$, $^{32}\text{S}^{12}\text{C}^{33}\text{S}$, and $^{32}\text{S}^{13}\text{C}^{32}\text{S}$, were obtained from Laraia *et al.* [17]. In that work $Q(T)$ was evaluated by direct sums and by the product approximation to allow low-temperature corrections of the product approximation values. The TIPS are reported to 3500 K.

4. RAPID RECALL OF THE TIPS

The total internal partition sums are available in tabular form for all isotopologues of this study at the HITRAN website (www.hitran.org) or from the website of the corresponding author (http://faculty.uml.edu/Robert_Gamache). However, to be useful in applications, codes that can make a rapid recall of the TIPS for any isotopologue are needed. In previous works [11-17], a FORTRAN code, e.g., TIPS_2011.for, was made openly available to the scientific community. Earlier versions used a polynomial fit to recall to the data, which was later replaced by a Lagrange 3- or 4-point interpolation

method with a 25 K step size for recall. From this work two code language options are available. First are the next FORTRAN versions of TIPS; TIPS_2017_v1p0.for and BD_TIPS_2017_v1p0.for. TIPS_2017_v1p0.for is a stand-alone program that queries the user for molecule, isotopologue, and temperature and then returns $Q(T)$ for that species. BD_TIPS_2017_v1p0.for is a subroutine version that users can insert into their codes to obtain $Q(T)$ for their applications. These codes store the TIPS from 1-20 K in 1 K intervals and then from 22 K to T_{\max} in 2 K steps. The algorithms recall the TIPS by first checking if the requested temperature is one of the stored temperatures. If so, the TIPS value is returned, otherwise linear interpolation (not Lagrange 3- or 4-point) between the 2 points surrounding the requested temperature is done and that value returned. Tests of the interpolation scheme were made by calculating the temperatures not stored (i.e., the odd temperatures) and comparing to the calculated $Q(T)$ values; the absolute average percent difference is 0.001.

The second code language choice is a python algorithm, TIPS_2017_v1p0.py. Python libraries have been created from the TIPS data. Note, all temperatures are stored in the dictionaries; linear interpolation is made between the 1 K steps. The library names are “molecule number”_”ISO#”.QTPy, where the molecule number and isotopologue number are given in Table 1. For example, the dictionary for the H₂¹⁸O isotopologue of water is 1_2.QTPy. All the dictionaries are stored in a folder labeled /QTPy/. The code, TIPS_2017.py, queries the user for molecule, isotopologue, and temperature; then selects the proper dictionary and extracts $Q(T)$ with a key constructed from the user input.

Extracting individual subroutines out of BD_TIPS_2017_v1p0.for allow one to create custom codes for applications to a subset of molecules and isotopologues. Similar

routines can be made with the python code by hardwiring the molecule number and isotopologue number into the dictionary definition.

New to the TIPS algorithm is that T_{\max} is not fixed for all isotopologues like in previous versions. An array in FORTRAN and a python list are used to store the maximum temperature of the data for each isotopologue. The data are available as supplemental material and the codes can be downloaded at http://faculty.uml.edu/Robert_Gamache or at www.HITRAN.org.

5. SUMMARY

Total internal partition sums are presented for all the molecules and isotopologues in the line-by-line portion of the HITRAN2016 database and for additional molecules and isotopologues of astrophysical interest. Many of the updates are possible due to the availability of accurate *ab initio* rovibrational term values. For a number of the species low-temperature corrections were made by either correcting the *ab initio* values for low term values with measured data or for analytical model data by calculating direct sums over measured data. The TIPS were calculated from 1 K to T_{\max} , where T_{\max} is determined by the convergence of the TIPS for each isotopologue. Tables of the TIPS are available as supplemental information, at www.HITRAN.org and http://Faculty.uml.edu/Robert_Gamache. Rapid recall of the TIPS can be achieved using the FORTRAN codes TIPS_2017_v1p0.for and BD_TIPS_2017_v1p0.for or using the python code TIPS_2017_v1p0.py, which are available at the above web sites.

Acknowledgements

Research at the University of Massachusetts Lowell was supported by the National Science Foundation through Grant No. AGS-1156862 and AGS-1622676. Portions of the research described in this paper were performed at the Jet Propulsion Laboratory, California Institute of Technology, under contract with the National Aeronautics and Space Administration, Government sponsorship acknowledged. AGC thanks NKFIH for support (grant K119658). The research benefitted from support received from the COST CM1405 program entitled MOLIM: Molecules in Motion. A part of this work was supported by the Russian Fund for Fundamental Studies.

References

- [1] Gamache RR, Goldman A. Einstein A Coefficient, integrated band intensity, and population factors Application to the $a^1\Delta_g-X^3\Sigma_g^-$ (0,0) O_2 band, *J. Quant Spectrosc. Radiat. Transfer* 2001; **69**: 389-401.
- [2] Rothman LS, Gordon IE, Babikov Y, Barbe A, Chris Benner D, Bernath PF, Birk M, Bizzocchi L, Boudon V, Brown LR, Campargue A, Chance K, Cohen EA, Coudert LH, Devi VM, Drouin BJ, Fayt A, Flaud JM, Gamache RR, Harrison JJ, Hartmann JM, Hill C, Hodges JT, Jacquemart D, Jolly A, Lamouroux J, Le Roy RJ, Li G, Long DA, Lyulin OM, Mackie CJ, Massie ST, Mikhailenko S, Müller HSP, Naumenko OV, Nikitin AV, Orphal J, Perevalov V, Perrin A, Polovtseva ER, Richard C, Smith MAH, Starikova E, Sung K, Tashkun S, Tennyson J, Toon GC, Tyuterev VG, Wagner G. The HITRAN2012 molecular spectroscopic database, *Journal of Quantitative Spectroscopy and Radiative Transfer* 2013; **130**: 4-50.
- [3] Gordon IE, Rothman LS, Hill C, R.V.Kochanov, Tan Y, Bernath PF, Birk M, Boudon V, Campargue A, Chance KV, Drouin BJ, Flaud J-M, Gamache RR, Jacquemart D, Perevalov VI, Perrin A, Smith M-AH, Tennyson J, Tran H, Tyuterev VG, Toon GC, Hodges JT, Shine KP, Barbe A, Csaszar A, Devi MV, Furtenbacher T, Harrison JJ, Jolly A, Johnson T, Karman T, Kleiner I, Kyuberis A, Loos J, Lyulin O, Mikhailenko SN, Moazzen-Ahmadi N, Müller HSP, Naumenko O, Nikitin A, Polyansky O, Rey M, Rotger M, Sharpe S, Sung K, Starikova E, Tashkun SA, Auwera JV, Wagner G, Wilzewski J, Wcislo P, Yu S, Zak E. The HITRAN2016 Molecular Spectroscopic Database, *Journal of Quantitative Spectroscopy and Radiative Transfer* submitted 2017.
- [4] Jacquinet-Husson N, Armante R, Crépeau L, Chédin A, Scott NA, Boutammine C, Bouhdaoui A, Crevoisier C, Capelle V, Boone C, Poulet-Crovisier N, Barbe A, Benne DC, Boudon V, Brown LR, Buldyreva J, Campargue A, Coudert LH, Devi

- VM, Down MJ, Drouin BJ, Fayt A, Fittschen C, Flaud J-M, Gamache RR, Harrison JJ, Hill C, Jacquemart D, Jiménez E, Jolly A, Lodi L, Hodnebrog Ø, Makie A, Massie ST, Mikhailenko S, Müller HSP, Naumenko OV, Nikitin A, Nielsen CJ, Orphal J, Perevalov V, Perrin A, Predoi-Cross A, Rotger M, Ruth AA, Shanshan Y, Sung K, Tashkun S, Tennyson J, Tyuterev VG. The 2015 edition of the GEISA spectroscopic database, Submitted to *J. Mol. Spectrosc.* 2016.
- [5] Sauval AJ, Tatum JB. A Set of Partition Functions and Equilibrium Constants for 300 Diatomic Molecules of Astrophysical Interest, *Astrophys. J. Suppl. Ser.* 1984; **56**: 193-209.
- [6] Irwin AW. Astronomy and Astrophysics: Refined diatomic partition functions I. Computational methods and H₂ and CO results, *Astron. Astrophys.* 1987; **182**: 348-58.
- [7] Irwin AW. The partition functions of JANAF polyatomic molecules that significantly affect the stellar atmospheric equations of state, *Astron. Astrophys. Suppl. Ser.* 1988; **74**: 145-60.
- [8] Chase JMW, Davies CA, Downey JJR, Frurip DJ, McDonald RA, Syverud AN. JANAF Thermochemical Tables Third Edition, *J. Phys. Chem. Ref. Data* 1985; **14, Suppl. 1**: 1-1856.
- [9] Barklem PS, Collet R. Partition functions and equilibrium constants for diatomic molecules and atoms of astrophysical interest, *A&A* 2016; **588**: A96.
- [10] Hill TL. An Introduction to Statistical Thermodynamics, Addison-Wesley Publishing Company, Inc., Reading, Massachusetts, USA, 1960.
- [11] Gamache RR, Hawkins RL, Rothman LS. Total Internal Partition Sums in the Temperature Range 70-3000K: Atmospheric Linear Molecules, *J. Mol. Spectrosc.* 1990; **142**: 205-19.
- [12] Gamache RR, Kennedy S, Hawkins R, Rothman LS. Total Internal Partition Sums for Molecules in the Terrestrial Atmosphere, *J. Mol. Struct.* 2000; **517-518**: 413-31.
- [13] Goldman A, Gamache RR, Perrin A, Flaud J-M, Rinsland CP, Rothman LS. HITRAN Partition Functions and Weighted Transition Probabilities, *J. Quant. Spectrosc. Radiat. Transfer* 2000; **66**: 455-86.
- [14] Fischer J, Gamache RR. Total Internal Partition Sums for Molecules of Astrophysical Interest, *J. Quant Spectrosc. Radiat. Transfer* 2002; **74**: 263-72.
- [15] Fischer J, Gamache RR. Partition Sums for Non-Local Thermodynamic Equilibrium Applications, *J. Quant Spectrosc. Radiat. Transfer* 2002; **74**: 273-84.
- [16] Fischer J, Gamache RR, Goldman A, Rothman LS, Perrin A. Total Internal Partition Sums for Molecular Species on the 2000 Edition of the HITRAN Database, *J. Quant. Spectrosc. Radiat. Transfer* 2003; **82**: 401-12.
- [17] Laraia AL, Gamache RR, Lamouroux J, Gordon IE, Rothman LS. Total internal partition sums to support planetary remote sensing, *Icarus* 2011; **215**: 391-400.
- [18] Rothman LS, Gamache RR, Goldman A, Brown LR, Toth RA, Pickett HM, Poynter RL, Flaud J-M, Camy-Peyret C, Barbe A, Husson N, Rinsland CP, Smith MAH. The HITRAN Database: 1986 Edition, *Appl. Opt.* 1987; **26**: 4058-97.
- [19] Rothman LS, Gamache RR, R.H.Tipping, Rinsland CP, Smith MAH, Benner DC, Devi VM, Flaud J-M, C.Camy-Peyret, A.Perrin, A.Goldman, S.T.Massie, L.R.Brown, Toth RA. The Hitran Molecular Database: Editions of 1991 And

- 1992, *J. Quant. Spectrosc. Radiat. Transfer* 1992; **48**: 469-507.
- [20] Rothman LS, Rinsland CP, Goldman A, Massie ST, Edwards DP, Flaud J-M, Perrin A, Camy-Peyret C, V.Dana, Mandin JY, J.Schroeder, Mccann A, R.R.Gamache, Wattson RB, K.Yoshino, Chance KV, Jucks KW, Brown LR, Nemtchinov V, Varanasi P. The Hitran Molecular Spectroscopic Database and Hawks(Hitran Atmospheric Workstation), *J. Quant. Spectrosc. Radiat. Transfer* 1998; **60**: 665-710.
- [21] Rothman LS, Barbe A, Benner DC, Brown LR, Camy-Peyret C, Carleer MR, Chance K, Clerbaux C, Dana V, Devi VM, Fayt A, Flaud J-M, Gamache RR, Goldman A, Jacquemart D, Jucks KW, Lafferty WJ, Mandin J-Y, Massie ST, Nemtchinov V, Newnham DA, Perrin A, Rinsland CP, Schroeder J, Smith KM, Smith MAH, Tang K, Toth RA, Auwera JV, Varanasi P, Yoshino K. The HITRAN molecular spectroscopic database: edition of 2000 including updates through 2001, *J. Quant. Spectrosc. Radiat. Transfer* 2003; **82**: 5-44.
- [22] Szidarovszky T, Császár AG. Toward accurate thermochemistry of the ^{24}MgH , ^{25}MgH , and ^{26}MgH molecules at elevated temperatures: Corrections due to unbound states, *The Journal of Chemical Physics* 2015; **142**: 014103.
- [23] Furtenbacher T, Szidarovszky T, Hruby J, Kyuberis AA, Zobov NF, Polyansky OL, Tennyson J, Császár AG. Definitive ideal-gas thermochemical functions of the H_2^{16}O molecule, *J. Phys. Chem. Ref. Data* 2016; **45**: 043104.
- [24] Simkó I, Furtenbacher T, Hruby J, Zobov NF, Polyansky OL, Tennyson J, Gamache RR, Szidarovszky T, Dénes N, Császár AG. Recommended ideal-gas thermochemical functions for heavy water and its substituent isotopologues, *J. Phys. Chem. Ref. Data* in press 2017.
- [25] Herzberg G. *Molecular Spectra and Molecular Structure II. Infrared and Raman Spectra of Polyatomic Molecules*, D. Van Nostrand Company, Inc. New Jersey, 1960.
- [26] Mohr PJ, Newell DB, Taylor BN. CODATA recommended values of the fundamental physical constants: 2014, *Rev. Mod. Phys.* 2016; **88**: 035009.
- [27] McDowell RS. Rotational partition functions for linear molecules, *J. Chem. Phys* 1988; **88**: 356-61.
- [28] McDowell RS. Rotational partition functions for symmetric-top molecules, *J. Chem. Phys.* 1990; **93**: 2801-11.
- [29] McDowell RS. Rotational partition functions for spherical-top molecules, *Journal of Quantitative Spectroscopy and Radiative Transfer* 1987; **38**: 337-46.
- [30] Watson JKG. The asymptotic asymmetric-top rotational partition function, *Molecular Physics* 1988; **65**: 1377-97.
- [31] Barber RJ, Tennyson J, Harris GJ, Tolchenov RN. A high-accuracy computed water line list, *Mon. Not. R. Astron. Soc.* 2006; **368**: 1087-94.
- [32] Tennyson J, Bernath PF, Brown LR, Campargue A, Császár AG, Daumont L, Gamache RR, Hodges JT, Naumenko OV, Polyansky OL, Rothman LS, Vandaele AC, Zobov NF, Al Derzi AR, Fábri C, Fazliev AZ, Furtenbacher T, Gordon IE, Lodi L, Mizus II. IUPAC critical evaluation of the rotational-vibrational spectra of water vapor, Part III: Energy levels and transition wavenumbers for H_2^{16}O , *Journal of Quantitative Spectroscopy and Radiative Transfer* 2013; **117**: 29-58.
- [33] Polyansky OL, Kyuberis AA, Lodi L, Tennyson J, Yurchenko SN, Ovsyannikov

- RI, Zobov NF. ExoMol molecular line lists XIX: high accuracy computed hot line lists for H₂¹⁸O and H₂¹⁷O, *Mon. Not. R. Astron. Soc.* accepted 2017.
- [34] Polyansky OL, Császár AG, Shirin SV, Zobov NF, Barletta P, Tennyson J, Schwenke DW, Knowles PJ. High-Accuracy ab Initio Rotation-Vibration Transitions for Water, *Science* 2003; **299**: 539.
- [35] Tennyson J, Bernath PF, Brown LR, Campargue A, Carleer MR, Császár AG, Gamache RR, Hodges JT, Jenouvrier A, Naumenko OV, Polyansky OL, Rothman LS, Toth RA, Vandaele AC, Zobov NF, Daumont L, Fazliev AZ, Furtenbacher T, Gordon IE, Mikhailenko SN, Shirin SV. IUPAC critical evaluation of the rotational–vibrational spectra of water vapor. Part I—Energy levels and transition wavenumbers for H₂¹⁷O and H₂¹⁸O, *J. Quant. Spectros. Radiat. Transfer* 2009; **110**: 573-96.
- [36] Grechko M, Boyarkin OV, Rizzo TR, Maksyutenko P, Zobov NF, Shirin SV, Lodi L, Tennyson J, Császár AG, Polyansky OL. State-selective spectroscopy of water up to its first dissociation limit, *The Journal of Chemical Physics* 2009; **131**: 221105.
- [37] Makarov DS, Koshelev MA, Zobov NF, Boyarkin OV. Dissociation threshold of H₂¹⁸O: Validating ab initio calculations by state-selective triple-resonance spectroscopy, *Chemical Physics Letters* 2015; **627**: 73-6.
- [38] Tennyson J, Kostin MA, Barletta P, Harris GJ, Polyansky OL, Ramanlal J, Zobov NF. DVR3D: a program suite for the calculation of rotation–vibration spectra of triatomic molecules, *Computer Physics Communications* 2004; **163**: 85-116.
- [39] Voronin BA, Tennyson J, Tolchenov RN, Lugovskoy AA, Yurchenko SN. A high accuracy computed line list for the HDO molecule, *Mon. Not. R. Astron. Soc.* 2010; **402**: 492-6.
- [40] Hewitt AJ, Doss N, Zobov NF, Polyansky OL, Tennyson J. Deuterated water: partition functions and equilibrium constants, *Monthly Notices of the Royal Astronomical Society* 2005; **356**: 1123-6.
- [41] Polyansky OL, Ovsyannikov RI, Kyuberis AA, Lodi L, Tennyson J, Zobov NF. Calculation of Rotation–Vibration Energy Levels of the Water Molecule with Near-Experimental Accuracy Based on an ab Initio Potential Energy Surface, *The Journal of Physical Chemistry A* 2013; **117**: 9633-43.
- [42] Tennyson J, Bernath PF, Brown LR, Campargue A, Császár AG, Daumont L, Gamache RR, Hodges JT, Naumenko OV, Polyansky OL, Rothman LS, Toth RA, Vandaele AC, Zobov NF, Fally S, Fazliev AZ, Furtenbacher T, Gordon IE, Hu S-M, Mikhailenko SN, Voronin BA. IUPAC critical evaluation of the rotational–vibrational spectra of water vapor. Part II: Energy levels and transition wavenumbers for HD¹⁶O, HD¹⁷O, and HD¹⁸O, *Journal of Quantitative Spectroscopy and Radiative Transfer* 2010; **111**: 2160-84.
- [43] Huang X, Schwenke DW, Tashkun SA, Lee TJ. An isotopic-independent highly accurate potential energy surface for CO₂ isotopologues and an initial ¹²C¹⁶O₂ infrared line list, *J. Chem. Phys.* 2012; **136**: 124311.
- [44] Huang X, Freedman RS, Tashkun SA, Schwenke DW, Lee TJ. Semi-empirical ¹²C¹⁶O₂ IR line lists for simulations up to 1500 K and 20,000 cm⁻¹, *Journal of Quantitative Spectroscopy and Radiative Transfer* 2013; **130**: 134-46.
- [45] Huang X, Gamache RR, Freedman RS, Schwenke DW, Lee TJ. Reliable InfraRed

- Line Lists for 13 CO₂ Isotopologues up to E'=18,000 cm⁻¹ and 1500K, with Line Shape Parameters, *Journal of Quantitative Spectroscopy and Radiative Transfer* 2014; **147**: 134-44.
- [46] Tashkun SA, Perevalov VI, Gamache RR, Lamouroux J. CDSD-296, high resolution carbon dioxide spectroscopic databank: Version for atmospheric applications, *Journal of Quantitative Spectroscopy and Radiative Transfer* 2015; **152**: 45-73.
- [47] Cerezo J, Bastida A, Requena A, Zúñiga J. Rovibrational energies, partition functions and equilibrium fractionation of the CO₂ isotopologues, *Journal of Quantitative Spectroscopy and Radiative Transfer* 2014; **147**: 233-51.
- [48] Rothman LS, Gordon IE, Barber RJ, Dothe H, Gamache RR, Goldman A, Perevalov VI, Tashkun SA, Tennyson J. HITEMP, the High-Temperature Molecular Spectroscopic Database, *J. Quant. Spectrosc. Radiat. Transfer* 2010; **111**: 2139-50.
- [49] Tashkun SA, Perevalov VI, Lavrentieva NN. NOSD-1000, the high-temperature nitrous oxide spectroscopic databank, *Journal of Quantitative Spectroscopy and Radiative Transfer* 2016; **177**: 43-8.
- [50] Li G, Gordon IE, Rothman LS, Tan Y, Hu S-M, Kassi S, Campargue A, Medvedev ES. Rovibrational Line Lists for Nine Isotopologues of the CO Molecule in the X¹Σ⁺ Ground Electronic State, *The Astrophysical Journal Supplement Series* 2015; **216**: 15.
- [51] Nikitin AV, Krishna BM, Rey M, Tashkun SA, Tyuterev VG. Methane high-temperature partition function from contact transformations and variational calculations, *Journal of Quantitative Spectroscopy and Radiative Transfer* 2015; **167**: 53-63.
- [52] Nikitin A. Estimated ¹²CH₄ partition sums from 3000-3500 K, private communication, 2016.
- [53] Nikitin A, Champion JP, Tyuterev VG, Brown LR, Mellau G, Lock M. The infrared spectrum of CH₃D between 900 and 3200 cm⁻¹: extended assignment and modeling, *Journal of Molecular Structure* 2000; **517–518**: 1-24.
- [54] Yu S, Drouin BJ, Miller CE. High resolution spectral analysis of oxygen. IV. Energy levels, partition sums, band constants, RKR potentials, Franck-Condon factors involving the X³Σ_g⁻, a¹Δ_g and b¹Σ_g⁺ states, *The Journal of Chemical Physics* 2014; **141**: 174302.
- [55] Underwood DS, Tennyson J, Yurchenko SN, Huang X, Schwenke DW, Lee TJ, Clausen S, Fateev A. ExoMol molecular line lists – XIV. The rotation–vibration spectrum of hot SO₂, *Monthly Notices of the Royal Astronomical Society* 2016; **459**: 3890-9.
- [56] Yurchenko SN, Barber RJ, Tennyson J. A variationally computed line list for hot NH₃, *Monthly Notices of the Royal Astronomical Society* 2011; **413**: 1828-34.
- [57] Yurchenko SN. A theoretical room-temperature line list for ¹⁵NH₃, *Journal of Quantitative Spectroscopy and Radiative Transfer* 2015; **152**: 28-36.
- [58] Perrin A, Flaud J-M, Keller F, Goldman A, Blatherwick RD, Murcray FJ, Rinsland CP. Analysis of the ν₈+ν₉ band of HNO₃: line positions and intensities, and resonances involving the ν₆=ν₇=1 dark state, *J. Mol. Spectrosc.* 1999; **194**: 113– 23.

- [59] Perrin A. Recent progress in the analysis of HNO₃ spectra, *Spectrochimica Acta Part A* 1998; **54**: 375-93.
- [60] Perrin A, Mbiaké R. The ν_5 and $2\nu_9$ bands of the ¹⁵N isotopic species of nitric acid (H¹⁵NO₃): Line positions and intensities, *Journal of Molecular Spectroscopy* 2006; **237**: 27-35.
- [61] NIST. Nitric Acid vibrational and or electronic energy levels. 1972, Available from: <http://webbook.nist.gov/cgi/formula?ID=B4000110&Mask=800>.
- [62] Petkie DT, Kipling M, Jones A, Helminger P, Medvedev IR, Maeda A, Behnke M, Drouin BJ, Miller CE. The rotational spectra of the 61, 71, 81, 91 and 51/92 vibrational states of H¹⁵NO₃, *Journal of Molecular Spectroscopy* 2008; **251**: 358-64.
- [63] Pavlyuchko AI, Yurchenko SN, Tennyson J. ExoMol molecular line lists – XI. The spectrum of nitric acid, *Monthly Notices of the Royal Astronomical Society* 2015; **452**: 1702-6.
- [64] Brooke JSA, Bernath PF, Western CM, Sneden C, Afşar M, Li G, Gordon IE. Line strengths of rovibrational and rotational transitions in the ground state of OH, *Journal of Quantitative Spectroscopy and Radiative Transfer* 2016; **168**: 142-57.
- [65] Li G, Gordon IE, Le Roy RJ, Hajigeorgiou PG, Coxon JA, Bernath PF, Rothman LS. Reference spectroscopic data for hydrogen halides. Part I: Construction and validation of the ro-vibrational dipole moment functions, *Journal of Quantitative Spectroscopy and Radiative Transfer* 2013; **121**: 78-90.
- [66] Al-Refaie AF, Yachmenev A, Tennyson J, Yurchenko SN. ExoMol line lists VIII: A variationally computed line list for hot formaldehyde, *Monthly Notices of the Royal Astronomical Society* 2015; **448**: 1704-14.
- [67] Le Roy RJ, Huang Y, Jary C. An accurate analytic potential function for ground-state N₂ from a direct-potential-fit analysis of spectroscopic data, *The Journal of Chemical Physics* 2006; **125**: 164310.
- [68] Maki AG, Mellau GC, Klee S, Winnewisser M, Quapp W. High-Temperature Infrared Measurements in the Region of the Bending Fundamental of H¹²C¹⁴N, H¹²C¹⁵N, and H¹³C¹⁴N, *Journal of Molecular Spectroscopy* 2000; **202**: 67-82.
- [69] Harris GJ, Tennyson J, Kaminsky BM, Pavlenko YV, Jones HRA. Improved HCN/HNC linelist, model atmospheres and synthetic spectra for WZ Cas, *Monthly Notices of the Royal Astronomical Society* 2006; **367**: 400-6.
- [70] Harris GJ, Larner FC, Tennyson J, Kaminsky BM, Pavlenko YV, Jones HRA. A H¹³CN/HN¹³C linelist, model atmospheres and synthetic spectra for carbon stars, *Monthly Notices of the Royal Astronomical Society* 2008; **390**: 143-8.
- [71] Maki AG. Microwave Spectra of Molecules of Astrophysical Interest VI. Carbonyl Sulfide and Hydrogen Cyanide, *Journal of Physical and Chemical Reference Data* 1974; **3**: 221-44.
- [72] Al-Refaie AF, Ovsyannikov RI, Polyansky OL, Yurchenko SN, Tennyson J. A variationally calculated room temperature line-list for H₂O₂, *Journal of Molecular Spectroscopy* 2015; **318**: 84-90.
- [73] Amyay B, Herman M, Fayt A, Campargue A, Kassi S. Acetylene, ¹²C₂H₂: Refined analysis of CRDS spectra around 1.52 μ m, *Journal of Molecular Spectroscopy* 2011; **267**: 80-91.
- [74] Sousa-Silva C, Hesketh N, Yurchenko SN, Hill C, Tennyson J. High temperature

- partition functions and thermodynamic data for ammonia and phosphine, *Journal of Quantitative Spectroscopy and Radiative Transfer* 2014; **142**: 66-74.
- [75] Norton RH, Rinsland CP. ATMOS data processing and science analysis methods, *Applied Optics* 1991; **30**: 389-400.
- [76] Cohen EA, Drouin BJ, Brown LR, Oh JJ. Terahertz and infrared spectra of carbonyl fluoride, COF₂: Vibration–rotation analyses of the four lowest bands, , and hot bands; ¹³COF₂ ground state and band, *Journal of Quantitative Spectroscopy and Radiative Transfer* 2013; **114**: 13-9.
- [77] Azzam AAA, Yurchenko SN, Tennyson J, Naumenko OV. ExoMol molecular line lists XVI: The spectrum of hot hydrogen sulphide, *Monthly Notices of the Royal Astronomical Society* 2016; **460**: 4063-74
- [78] Virtual Planetary Laboratory of the University of Washington, Methanol (CH₃OH). 2016, Available from: <http://vpl.astro.washington.edu/spectra/methanol.htm>.
- [79] De Lucia FC, Herbst E, Anderson T, Helminger P. The analysis of the rotational spectrum of methanol to microwave accuracy, *Journal of Molecular Spectroscopy* 1989; **134**: 395-411.
- [80] Piszczatowski K, Łach G, Przybytek M, Komasa J, Pachucki K, Jeziorski B. Theoretical Determination of the Dissociation Energy of Molecular Hydrogen, *J. Chem. Theory Comput.* 2009; **5**: 3039–48.
- [81] Pachucki K, Komasa J. Rovibrational levels of HD, *Phys. Chem. Chem. Phys.* 2010; **12**: 9188–96.
- [82] Underwood DS, Yurchenko SN, Tennyson J, Al-Refaie AF, Clausen S, Fateev A. ExoMol molecular line lists – XVII. The rotation–vibration spectrum of hot SO₃, *Monthly Notices of the Royal Astronomical Society* 2016; **462**: 4300-13.
- [83] Maki A, Blake TA, Sams RL, Vulpanovici N, Barber J, Chrysostom ETH, Masiello T, Nibler JW, Weber A. High-Resolution Infrared Spectra of the ν_2 , ν_3 , ν_4 , and $2\nu_3$ Bands of ³²S¹⁶O₃, *Journal of Molecular Spectroscopy* 2001; **210**: 240-9.
- [84] Tchana FK, Lafferty WJ, Flaud JM, Manceron L, Ndao M. High-resolution analysis of the ν_1 and ν_5 bands of phosgene ³⁵C¹²CO and ³⁵Cl³⁷ClCO, *Molecular Physics* 2015; **113**: 3241-6.

Figure

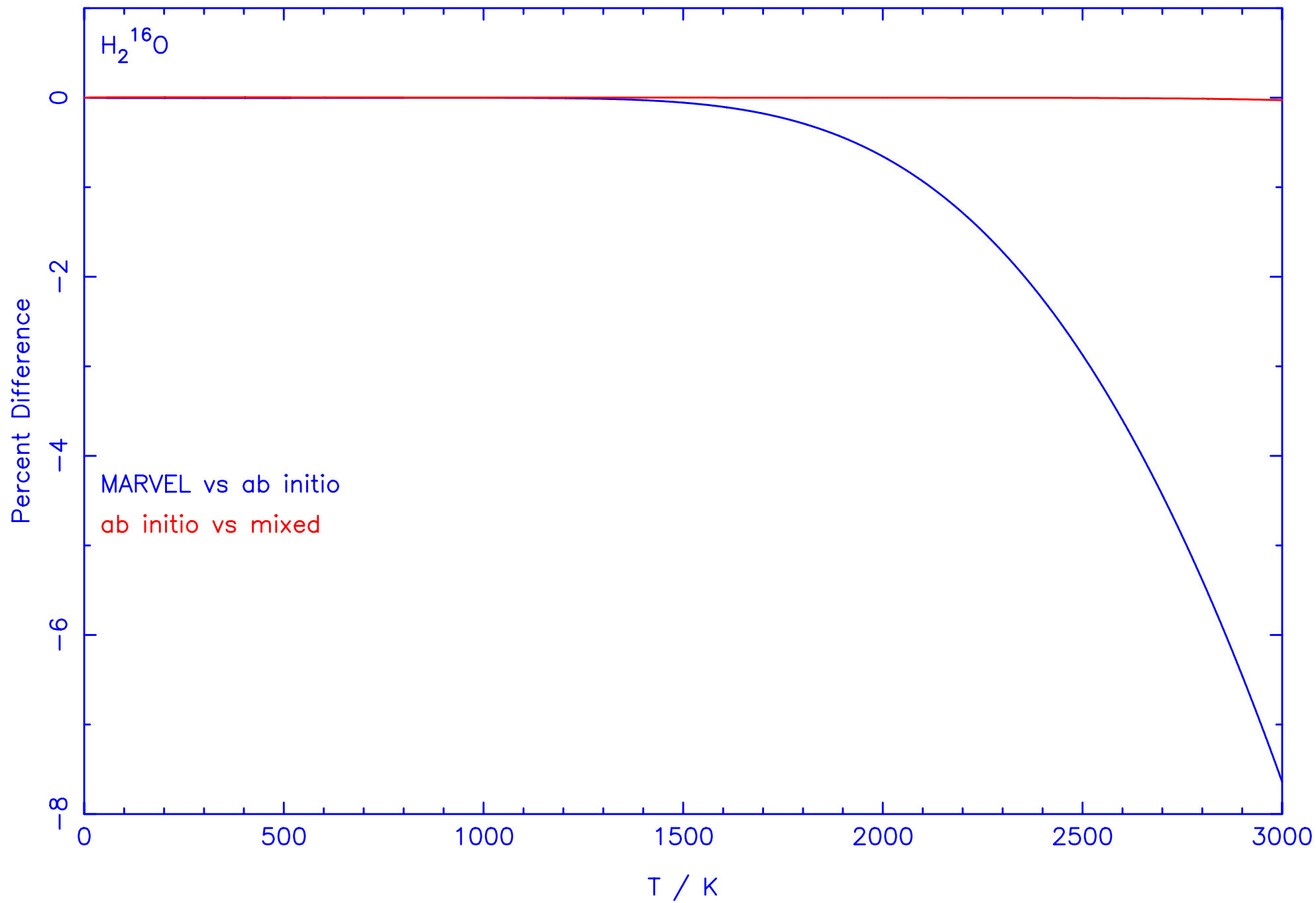
- 1 The percent difference between $Q(T)$ determined with purely MARVEL term values and $Q(T)$ determined with *ab initio* term values (blue curve) and $Q(T)$ determined with mixed term values and $Q(T)$ determined with *ab initio* term

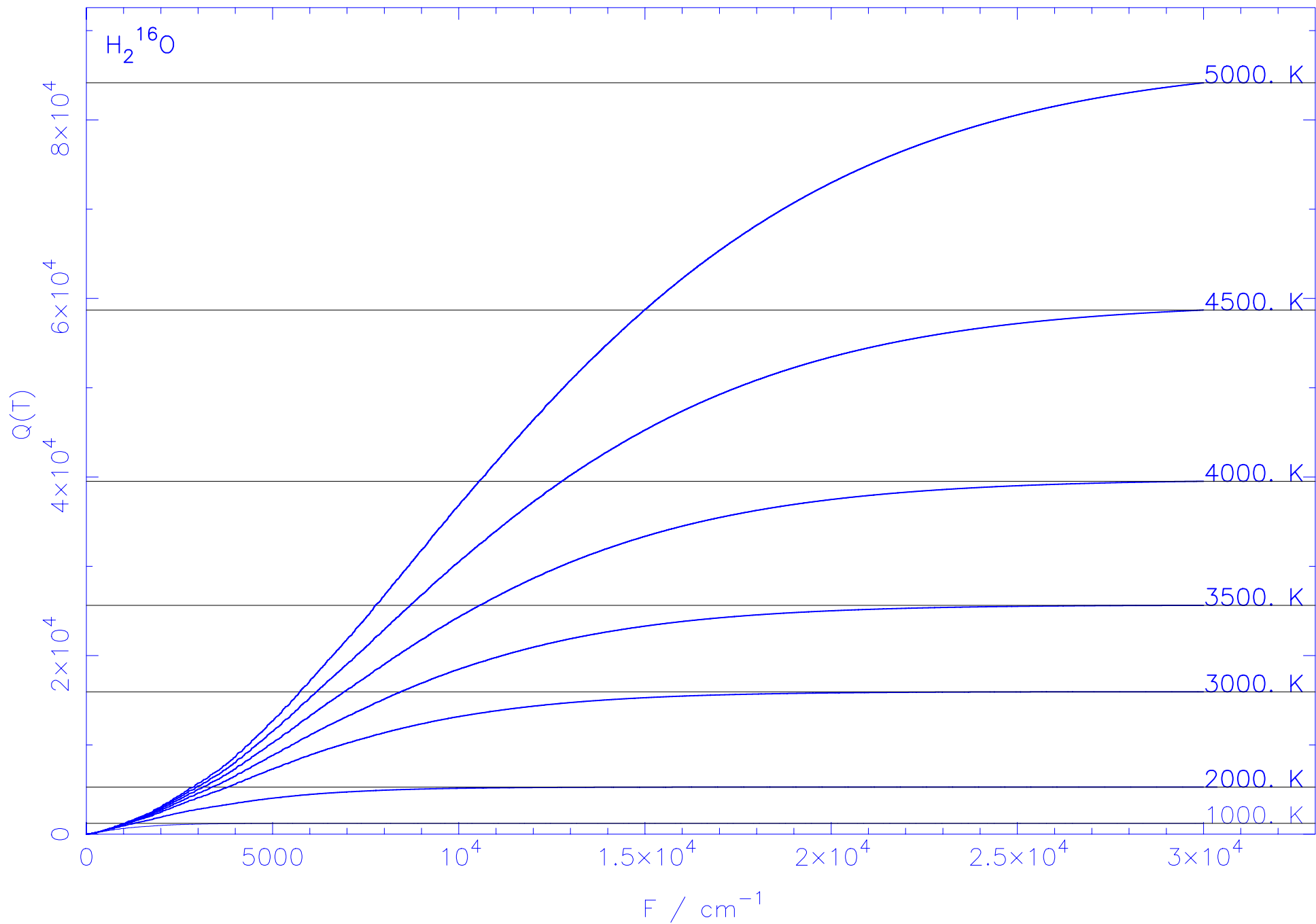
- values (red curve) for H_2^{16}O versus temperature in K.
- 2 $Q(T)$ for H_2^{16}O versus F in wavenumbers for T values: 1000, 2000, 3000, 3500, 4000, 4500, and 5000 K.
 - 3 The percent difference between $Q(T)$ determined with purely MARVEL term values and $Q(T)$ determined with *ab initio* term values (blue curve) and $Q(T)$ determined with mixed term values and $Q(T)$ determined with *ab initio* energies (red curve) HD^{18}O versus temperature in K. The insert gives an expanded view of the data in the temperature range of Earth's atmosphere.
 - 4 $Q(T)$ for HD^{18}O versus F in wavenumbers for T values: 1000, 2000, 3000, 3500, 4000, 4500, and 5000 K.
 - 5 The percent difference between the CDSD and *ab initio* $Q(T)$ versus temperature for the $^{16}\text{O}^{12}\text{C}^{18}\text{O}$ isotopologue.
 - 6 $Q(T)$ for $^{14}\text{N}_2^{16}\text{O}$ versus F in wavenumbers for $T=1000, 2000, 3000, 4000, 5000,$ and 6000 K.
 - 7 $Q(T)$ for D^{35}Cl and D^{37}Cl versus F in wavenumbers for T between 1000 and 6000 K in 1000 K steps.

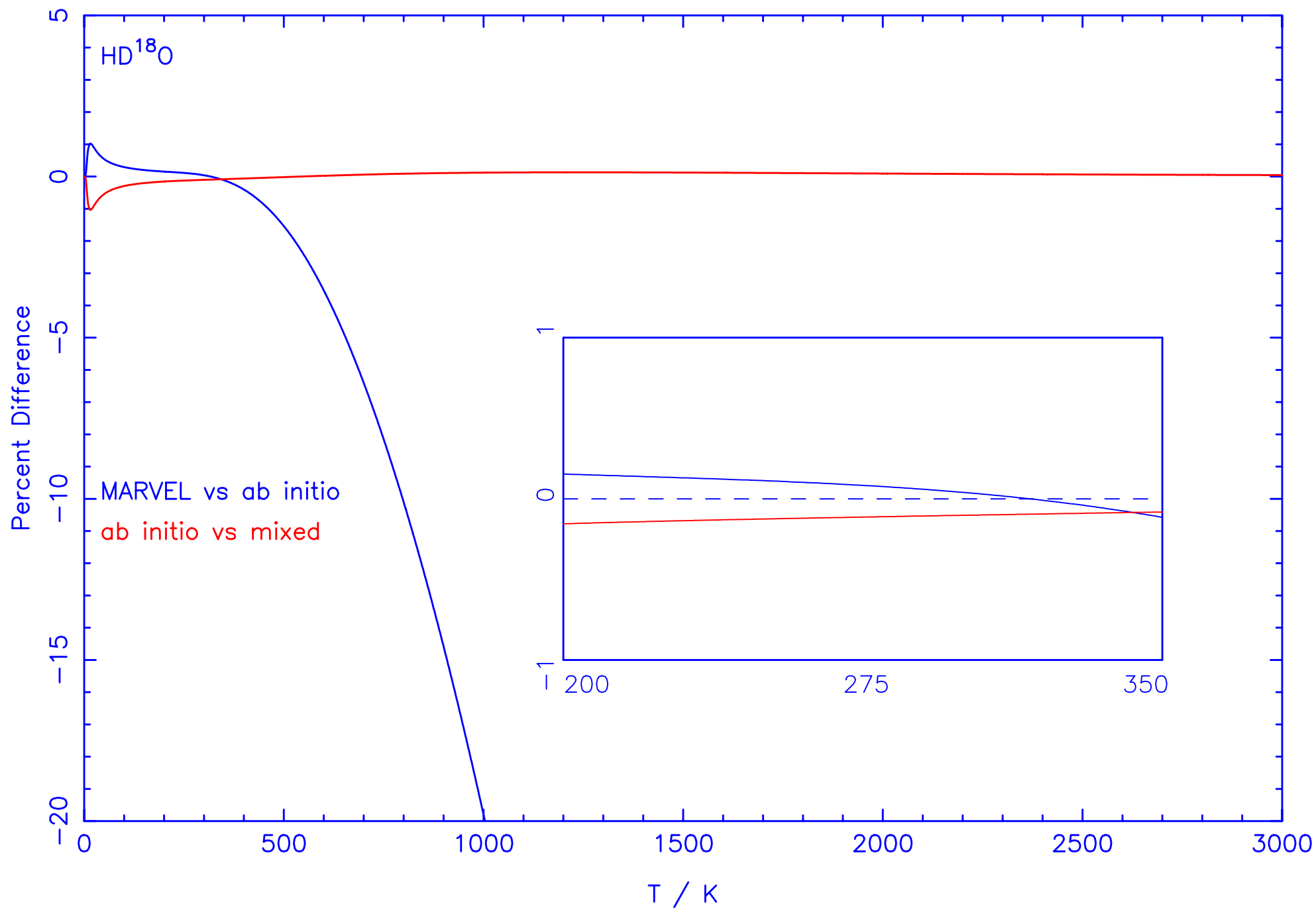
- 8 $Q(T)$ from the direct sum (blue solid line), $Q(T)$ from $Q_{vib} \times Q_{rot\ McDowell}$ (black dashed line), and $Q(T)$ from $Q_{vib} \times Q_{rot\ scaled\ McDowell}$ (red dash-dot line) versus temperature in K for the $H^{12}C^{14}N$ isotopologue

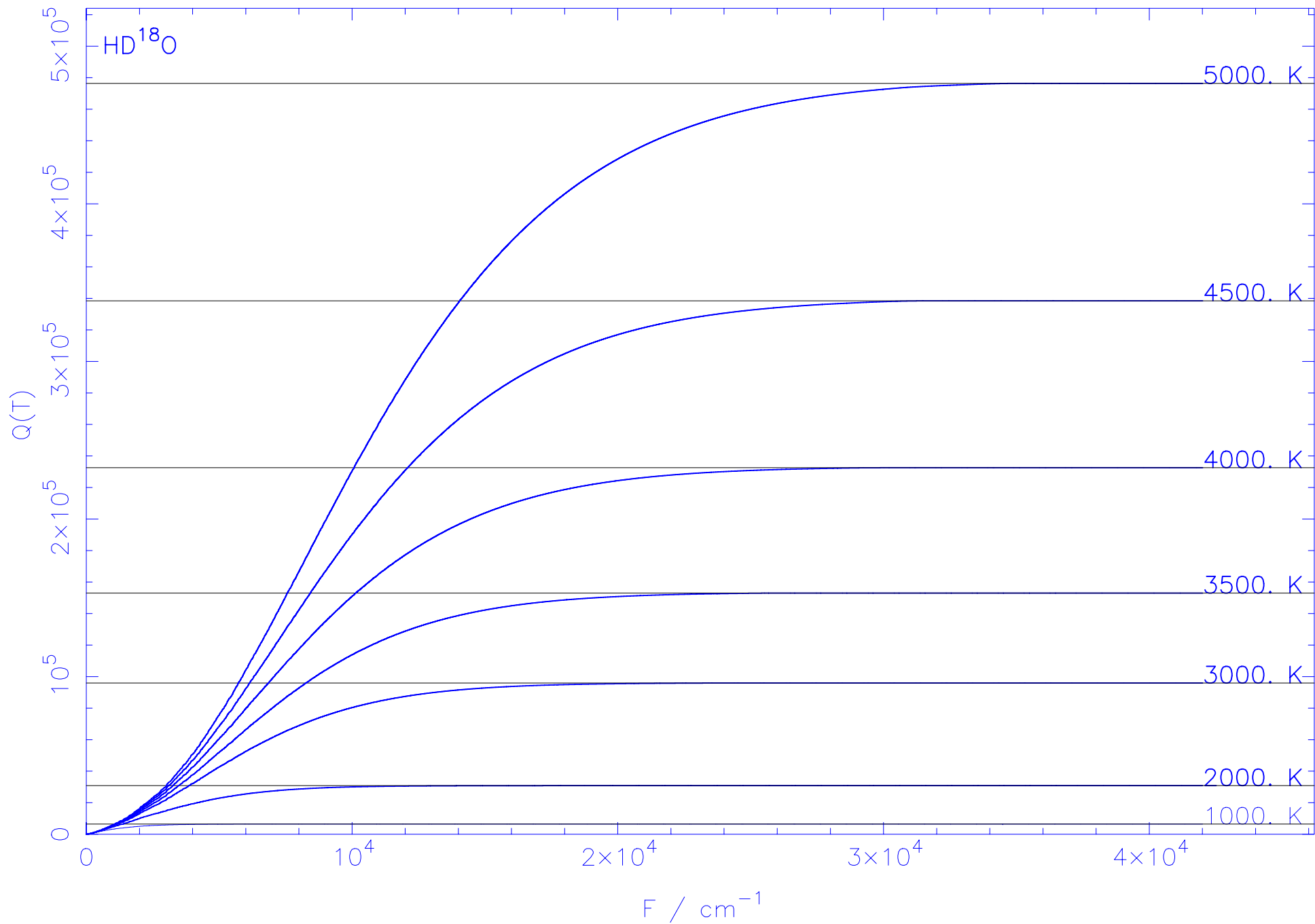
Tables

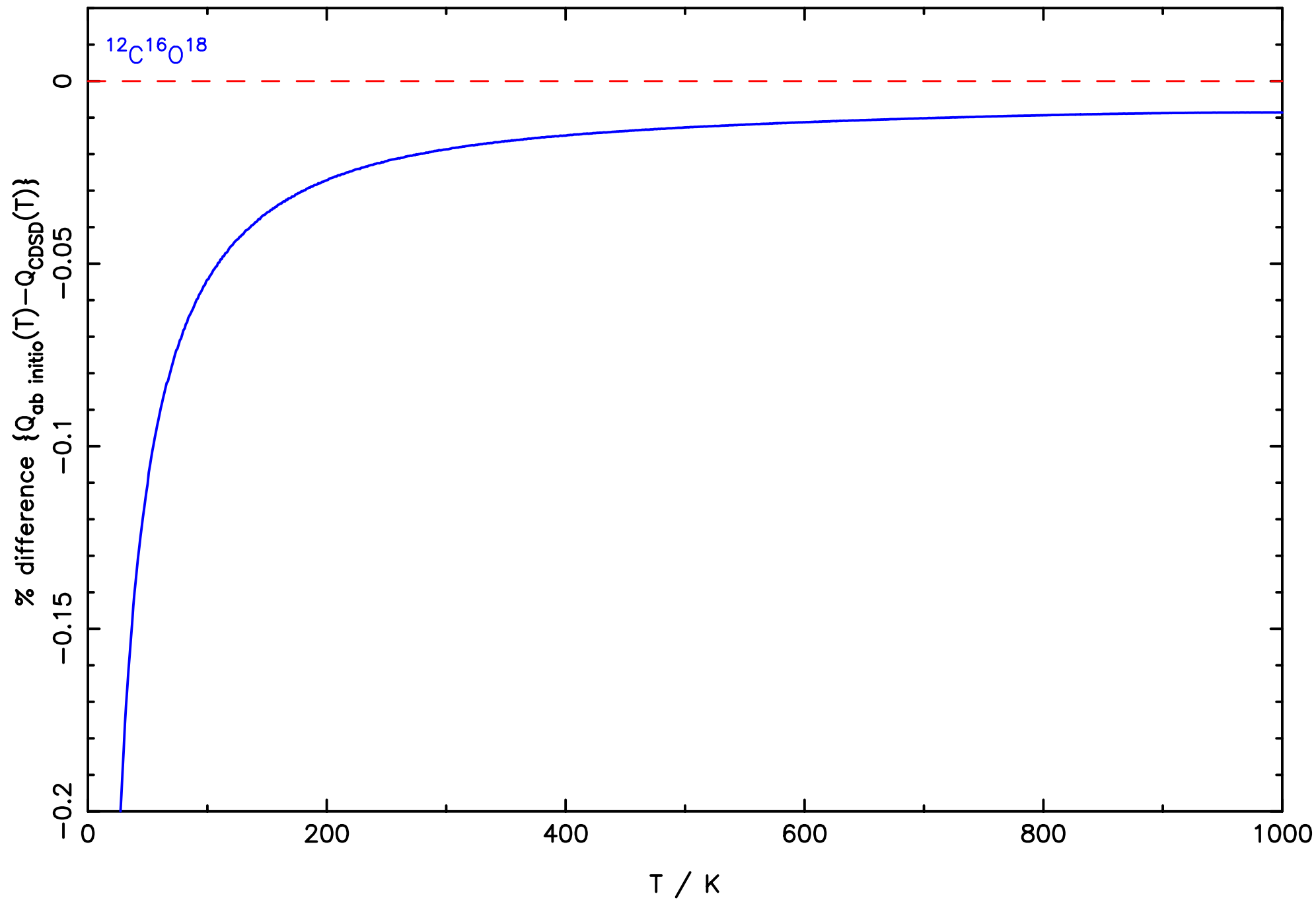
- 1 Molecule number, chemical formula, isotopologue number (ISO#), AFGL code, state independent degeneracy factor (g_i), $Q(296\ K)$, J_{max} , F_{max} in cm^{-1} , and T_{max} in K. Blank entries imply the data are not applicable
- 2 Molecule number (MOL), isotopologue number (ISO#), percent difference TIPS_2017-TIPS_2011 at 100, 296, 1000, and 2500 K for molecule/isotopologues that have been recalculated in this work.
- 3 Total internal partition sums at 210, 410, 610, 810, and 1010 K for twelve isotopologues of CO_2 for this work, TIPS_2011, CDS-296, and from the work of Cerezo *et al.*

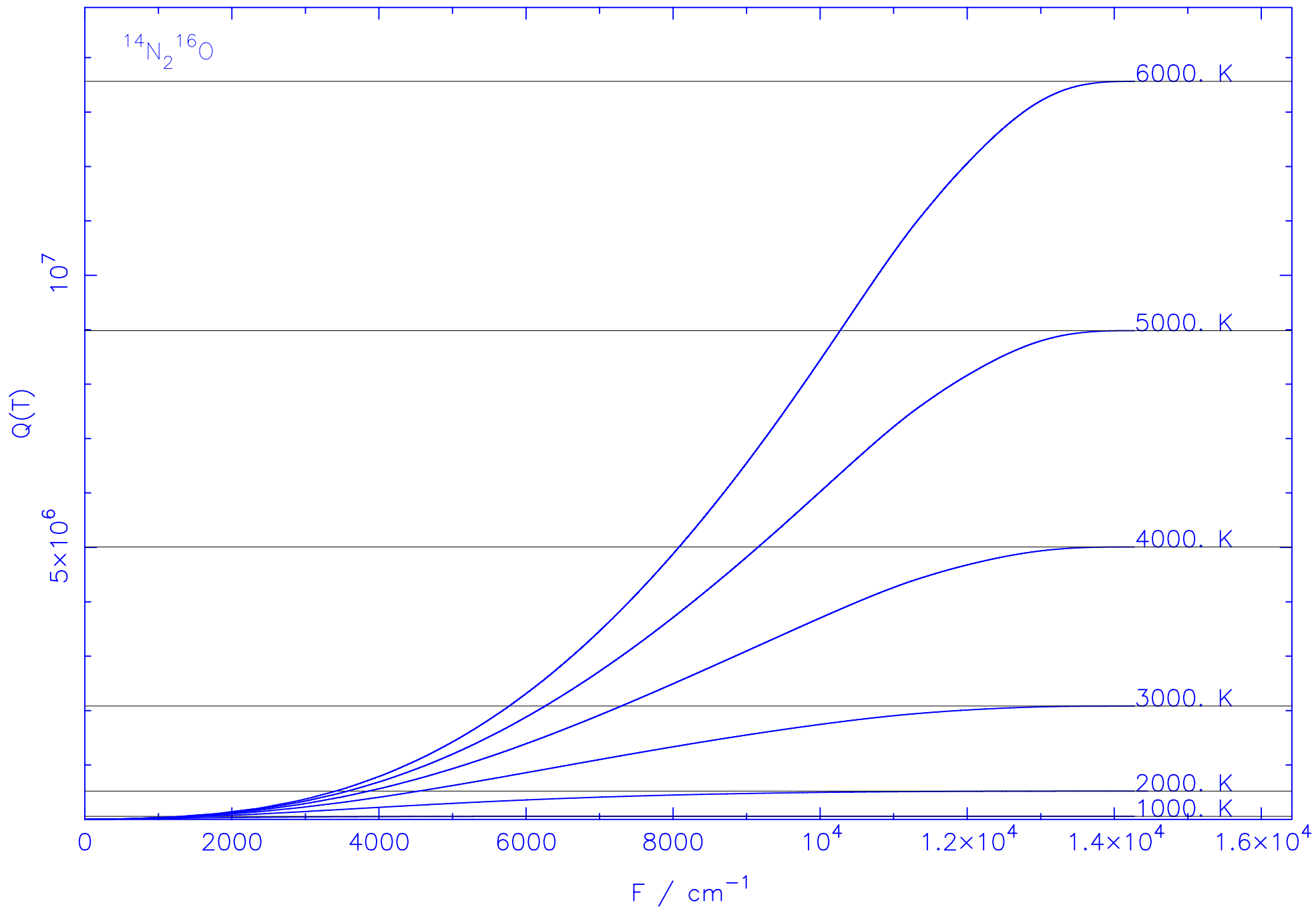


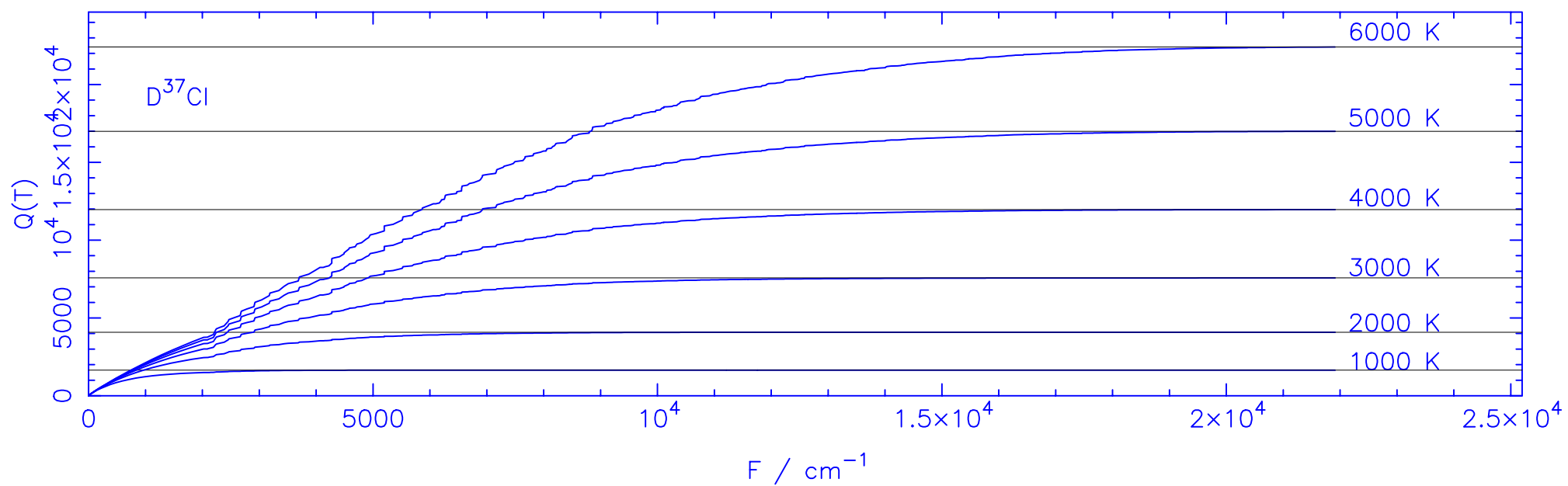
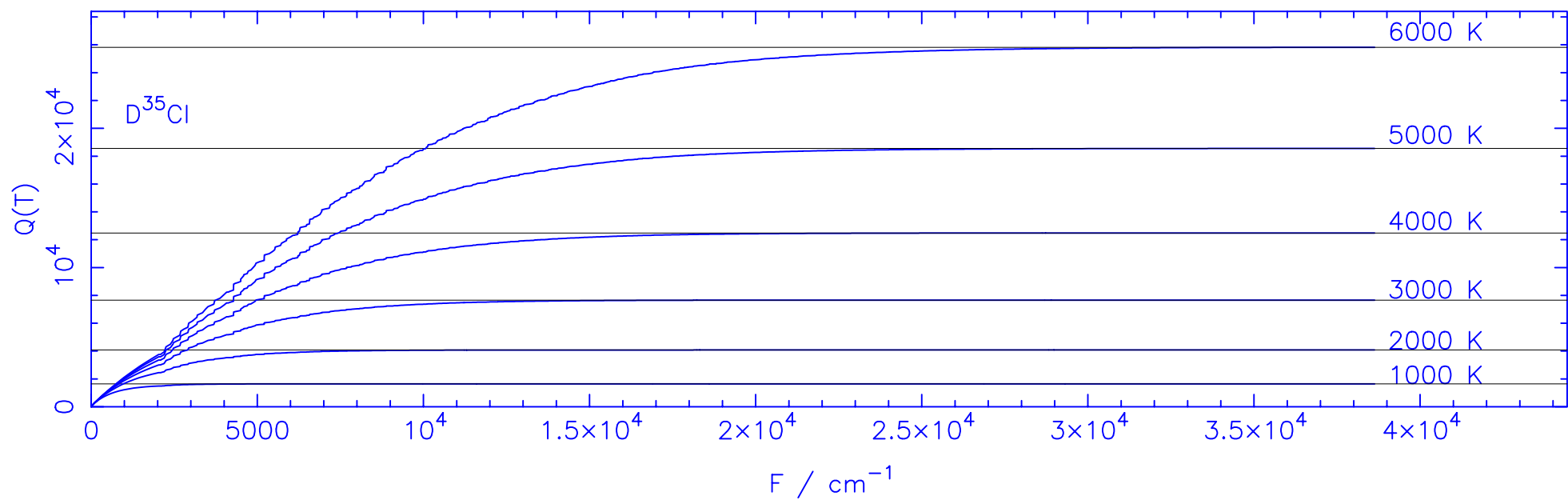












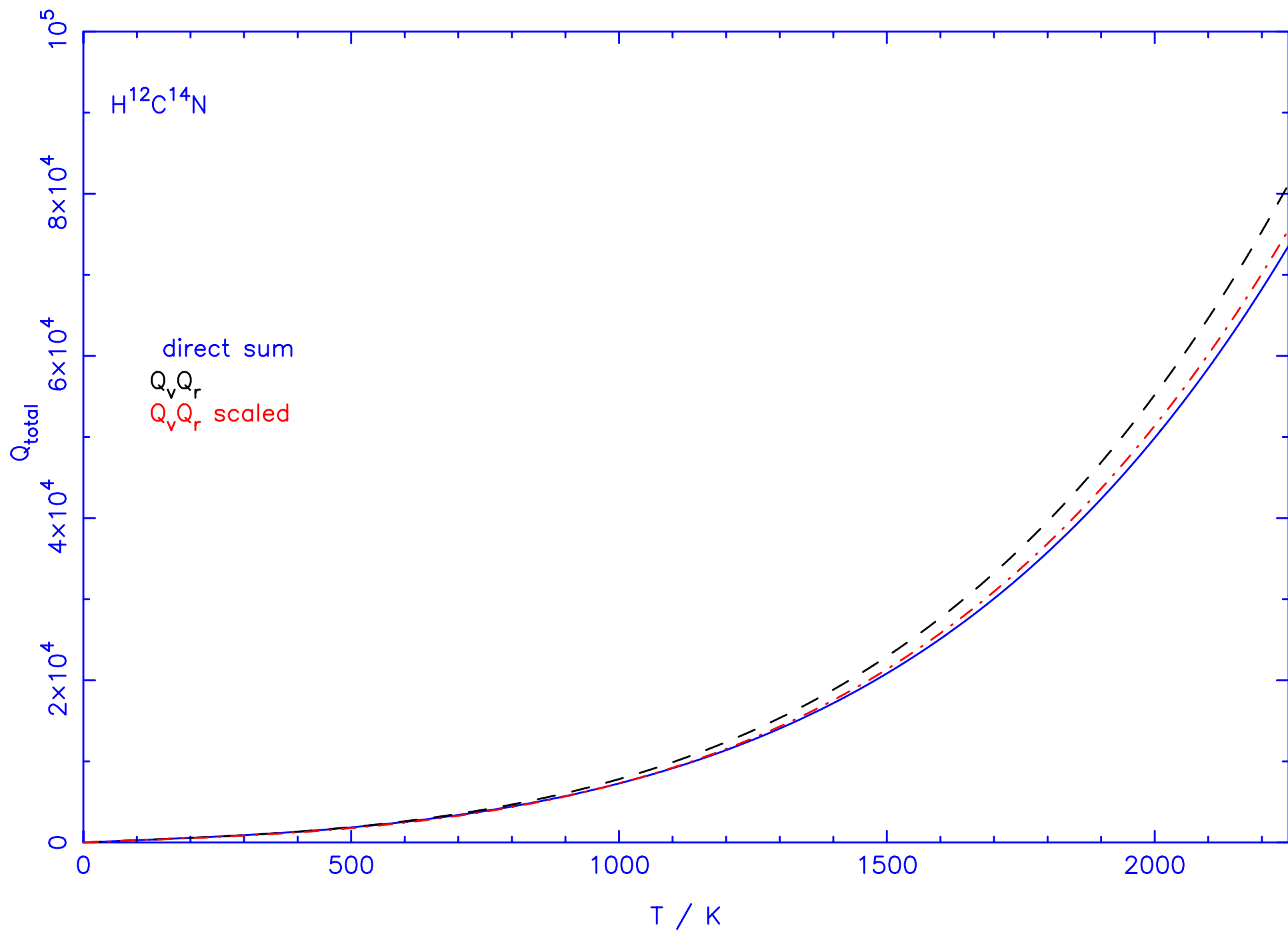


Table 1 Molecule number, chemical formula, isotopologue number (ISO#), AFGL code, state independent degeneracy factor (g_i), $Q(296\text{ K})$, J_{max} , F_{max} in cm^{-1} , and T_{max} in K. Blank entries imply the data are not applicable.

Molecule #	Formula	ISO #	AFGL code	g_i	$Q(296\text{ K})$	J_{max}	$F_{max}\text{ cm}^{-1}$	$T_{max}\text{ K}$
1	H ₂ ¹⁶ O	1	161	1	1.7458x10 ²	50	30000	5000
	H ₂ ¹⁸ O	2	181	1	1.7605x10 ²	50	53501	5000
	H ₂ ¹⁷ O	3	171	6	1.0521x10 ³	50	55273	5000
	HD ¹⁶ O	4	162	6	8.6474x10 ²	50	29665	5000
	HD ¹⁸ O	5	182	6	8.7557x10 ²	30	42008	5000
	HD ¹⁷ O	6	172	36	5.2268x10 ³	30	42074	5000
	D ₂ ¹⁶ O	7	262	1	1.0278x10 ³	98	42000	6000
	D ₂ ¹⁸ O	8	282	1	1.0434x10 ³	98	42000	6000
	D ₂ ¹⁷ O	9	272	6	6.2160x10 ³	98	42000	6000
2	¹² C ¹⁶ O ₂	1	626	1	2.8609x10 ²	150	30385	5000
	¹³ C ¹⁶ O ₂	2	636	2	5.7664x10 ²	150	30438	5000
	¹⁶ O ¹² C ¹⁸ O	3	628	1	6.0781x10 ²	150	19445	3500
	¹⁶ O ¹² C ¹⁷ O	4	627	6	3.5426x10 ³	150	19429	3500
	¹⁶ O ¹³ C ¹⁸ O	5	638	2	1.2255x10 ³	150	19498	3500
	¹⁶ O ¹³ C ¹⁷ O	6	637	12	7.1413x10 ³	150	19482	3500
	¹² C ¹⁸ O ₂	7	828	1	3.2342x10 ²	150	30452	5000
	¹⁷ O ¹² C ¹⁸ O	8	827	6	3.7666x10 ³	150	19462	3500
	¹² C ¹⁷ O ₂	9	727	1	1.0972x10 ⁴	150	30420	5000
	¹³ C ¹⁸ O ₂	0	838	2	6.5224x10 ²	150	30506	5000
	¹⁸ O ¹³ C ¹⁷ O	11	837	12	7.5950x10 ³	150	19516	3500
	¹³ C ¹⁷ O ₂	12	737	2	2.2120x10 ⁴	150	30474	5000
	¹⁴ C ¹⁶ O ₂	13	646	1	2.9048x10 ²	150	30484	5000

3	$^{16}\text{O}_3$	1	666	1	3.4837×10^3			3500
	$^{16}\text{O}^{16}\text{O}^{18}\text{O}$	2	668	1	7.4657×10^3			3500
	$^{16}\text{O}^{18}\text{O}^{16}\text{O}$	3	686	1	3.6471×10^3			3500
	$^{16}\text{O}^{16}\text{O}^{17}\text{O}$	4	667	6	4.3331×10^4			3500
	$^{16}\text{O}^{17}\text{O}^{16}\text{O}$	5	676	6	2.1405×10^4			3500
	$^{18}\text{O}^{18}\text{O}^{16}\text{O}$	6	886	1	7.8232×10^3			3500
	$^{18}\text{O}^{16}\text{O}^{18}\text{O}$	7	868	1	4.0062×10^3			3500
	$^{16}\text{O}^{17}\text{O}^{18}\text{O}$	8	678	6	4.5896×10^4			3500
	$^{17}\text{O}^{16}\text{O}^{18}\text{O}$	9	768	6	4.6468×10^4			3500
	$^{17}\text{O}^{18}\text{O}^{16}\text{O}$	10	786	6	4.5388×10^4			3500
	$^{17}\text{O}^{17}\text{O}^{16}\text{O}$	11	776	36	2.6630×10^5			3500
	$^{17}\text{O}^{16}\text{O}^{17}\text{O}$	12	767	1	1.3479×10^5			3500
	$^{18}\text{O}_3$	13	888	1	4.2015×10^3			3500
	$^{18}\text{O}^{18}\text{O}^{17}\text{O}$	14	887	6	4.8688×10^4			3500
	$^{18}\text{O}^{17}\text{O}^{18}\text{O}$	15	878	6	2.4641×10^4			3500
	$^{17}\text{O}^{17}\text{O}^{18}\text{O}$	16	778	36	2.8573×10^5			3500
	$^{17}\text{O}^{18}\text{O}^{17}\text{O}$	17	787	1	1.4126×10^5			3500
	$^{17}\text{O}_3$	18	777	6	8.2865×10^5			3500
4	$^{14}\text{N}_2^{16}\text{O}$	1	446	9	4.9849×10^3	165	14275	5000
	$^{14}\text{N}^{15}\text{N}^{16}\text{O}$	2	456	6	3.3620×10^3			3500
	$^{15}\text{N}^{14}\text{N}^{16}\text{O}$	3	546	6	3.4586×10^3			3500
	$^{14}\text{N}_2^{18}\text{O}$	4	448	9	5.3147×10^3			3500
	$^{14}\text{N}_2^{17}\text{O}$	5	447	54	3.0972×10^4			3500
5	$^{12}\text{C}^{16}\text{O}$	1	26	1	1.0742×10^2	150	119658.44	9000
	$^{13}\text{C}^{16}\text{O}$	2	36	2	2.2469×10^2	150	88787.98	9000
	$^{12}\text{C}^{18}\text{O}$	3	28	1	1.1277×10^2	150	88660.52	9000
	$^{12}\text{C}^{17}\text{O}$	4	27	6	6.6117×10^2	150	89433.11	9000

	$^{13}\text{C}^{18}\text{O}$	5	38	2	2.3644×10^2	150	87060.40	9000
	$^{13}\text{C}^{17}\text{O}$	6	37	12	1.3847×10^3	150	87886.89	9000
	$^{14}\text{C}^{16}\text{O}$	7	46	1	1.1693×10^2	150	87435.55	9000
	$^{14}\text{C}^{18}\text{O}$	8	48	1	1.2331×10^2	150	85610.49	9000
	$^{14}\text{C}^{17}\text{O}$	9	47	6	7.2137×10^2	150	86482.69	9000
6	$^{12}\text{CH}_4$	1	211	1	5.9048×10^2			3500
	$^{13}\text{CH}_4$	2	311	2	1.1808×10^3			3500
	$^{12}\text{CH}_3\text{D}$	3	212	3	4.7955×10^3			3500
	$^{13}\text{CH}_3\text{D}$	4	312	6	9.5992×10^3			4500
7	$^{16}\text{O}_2$	1	66	1	2.1573×10^2	40	40748	7500
	$^{16}\text{O}^{18}\text{O}$	2	68	1	4.5523×10^2	99	45869	7500
	$^{16}\text{O}^{17}\text{O}$	3	67	6	1.5949×10^4	101	46430	7500
	$^{18}\text{O}^{18}\text{O}$	4	88	1	2.4232×10^2	99	44989	7500
	$^{18}\text{O}^{17}\text{O}$	5	87	6	1.6914×10^4	101	45738	7500
	$^{17}\text{O}^{17}\text{O}$	6	77	1	8.2238×10^3	104	46338	7500
8	$^{14}\text{N}^{16}\text{O}$	1	46	3	1.1421×10^3			3500
	$^{15}\text{N}^{16}\text{O}$	2	56	2	7.8926×10^2			3500
	$^{14}\text{N}^{18}\text{O}$	3	48	3	1.2044×10^3			3500
9	$^{32}\text{S}^{16}\text{O}_2$	1	626	1	6.3403×10^3			3500
	$^{34}\text{S}^{16}\text{O}_2$	2	646	1	6.3690×10^3			3500
10	$^{14}\text{N}^{16}\text{O}_2$	1	646	3	1.3577×10^4			3500
11	$^{14}\text{NH}_3$	1	4111	3	1.7252×10^3	23	35332	6000
	$^{15}\text{NH}_3$	2	5111	2	1.1533×10^3	18	29851	6000
12	$\text{H}^{14}\text{N}^{16}\text{O}_3$	1	146	6	2.1393×10^5			3500
	$\text{H}^{15}\text{N}^{16}\text{O}_3$	2	156	4	1.4313×10^5			3500
13	^{16}OH	1	61	2	8.0348×10^1	68.5	538367	9000
	^{18}OH	2	81	2	8.0882×10^1			3500

	^{16}OD	3	62	3	2.0932×10^2			3500
14	H^{19}F	1	19	4	4.1469×10^1	51	52766	6000
	D^{19}F	2	29	6	1.1591×10^2	80	56107	6000
15	H^{35}Cl	1	15	8	1.6065×10^2	79	47780	6000
	H^{37}Cl	2	17	8	1.6089×10^2	81	49220	6000
	D^{35}Cl	3	25	12	4.6278×10^2	81	38630	6000
	D^{37}Cl	4	27	12	4.6413×10^2	41	21912	4000
16	H^{79}Br	1	19	8	2.0017×10^2	81	41794	6000
	H^{81}Br	2	11	8	2.0023×10^2	100	38915	6000
	D^{79}Br	3	29	12	5.8640×10^2	119	44434	6000
	D^{81}Br	4	21	12	5.8676×10^2	81	41786	6000
17	H^{127}I	1	17	12	3.8899×10^2	85	36450	6000
	D^{127}I	2	27	18	1.1471×10^3	121	37144	6000
18	$^{35}\text{Cl}^{16}\text{O}$	1	56	4	3.2746×10^3			3500
	$^{37}\text{Cl}^{16}\text{O}$	2	76	4	3.3323×10^3			3500
19	$^{16}\text{O}^{12}\text{C}^{32}\text{S}$	1	622	1	1.2210×10^3			3500
	$^{16}\text{O}^{12}\text{C}^{34}\text{S}$	2	624	1	1.2535×10^3			3500
	$^{16}\text{O}^{13}\text{C}^{32}\text{S}$	3	632	2	2.4841×10^3			3500
	$^{16}\text{O}^{12}\text{C}^{33}\text{S}$	4	623	4	4.9501×10^3			3500
	$^{18}\text{O}^{12}\text{C}^{32}\text{S}$	5	822	1	1.3138×10^3			3500
20	$\text{H}_2^{12}\text{C}^{16}\text{O}$	1	126	1	2.8445×10^3			3500
	$\text{H}_2^{13}\text{C}^{16}\text{O}$	2	136	2	5.8377×10^3			3500
	$\text{H}_2^{12}\text{C}^{18}\text{O}$	3	128	1	2.9864×10^3			3500
21	$\text{H}^{16}\text{O}^{35}\text{Cl}$	1	165	8	1.9275×10^4			3500
	$\text{H}^{16}\text{O}^{37}\text{Cl}$	2	167	8	1.9616×10^4			3500
22	$^{14}\text{N}_2$	1	44	1	4.6710×10^2	75	76465	9000
	$^{14}\text{N}^{15}\text{N}$	2	45	6	6.4410×10^2	75	75034	9000

	$^{15}\text{N}_2$	3	55	1	2.2230×10^2	75	73581	9000
23	$\text{H}^{12}\text{C}^{14}\text{N}$	1	124	6	8.9220×10^2	60	18817	3500
	$\text{H}^{13}\text{C}^{14}\text{N}$	2	134	12	1.8310×10^3	60	18817	3500
	$\text{H}^{12}\text{C}^{15}\text{N}$	3	125	4	6.1528×10^2			3500
24	$^{12}\text{CH}_3^{35}\text{Cl}$	1	215	4	5.7916×10^4			3500
	$^{12}\text{CH}_3^{37}\text{Cl}$	2	217	4	5.8834×10^4			3500
25	$\text{H}_2^{16}\text{O}_2$	1	1661	1	9.8198×10^3	40	27090	6000
26	$^{12}\text{C}_2\text{H}_2$	1	1221	1	4.1245×10^2	100	26386	5000
	$\text{H}^{12}\text{C}^{13}\text{CH}$	2	1231	8	1.6562×10^3			3500
	$\text{H}^{12}\text{C}^{12}\text{CD}$	3	1222	6	1.5818×10^3			3500
27	$^{12}\text{C}_2\text{H}_6$	1	1221	1	7.0883×10^4			3500
	$^{12}\text{CH}_3^{13}\text{CH}_3$	2	1231	2	3.6192×10^4			3500
28	$^{31}\text{PH}_3$	1	1111	2	3.2494×10^3			4500
29	$^{12}\text{C}^{16}\text{O}^{19}\text{F}_2$	1	269	1	7.0028×10^4			3500
	$^{13}\text{C}^{16}\text{O}^{19}\text{F}_2$	2	369	2	1.4006×10^5			3500
30	$^{32}\text{S}^{19}\text{F}_6$	1	29	1	1.6240×10^6			3500
31	H_2^{32}S	1	121	1	5.0579×10^2			4000
	H_2^{34}S	2	141	1	5.0435×10^2			3500
	H_2^{33}S	3	131	4	2.0149×10^3			3500
32	$\text{H}^{12}\text{C}^{16}\text{O}^{16}\text{OH}$	1	126	4	3.9133×10^4			3500
33	H^{16}O_2	1	166	2	4.3004×10^3			3500
35	$^{35}\text{Cl}^{16}\text{O}^{14}\text{N}^{16}\text{O}_2$	1	5646	12	4.7888×10^6			3500
	$^{37}\text{Cl}^{16}\text{O}^{14}\text{N}^{16}\text{O}_2$	2	7646	12	4.9107×10^6			3500
36	$^{14}\text{N}^{16}\text{O}^+$	1	46	3	3.1169×10^2			3500
37	$\text{H}^{16}\text{O}^{79}\text{Br}$	1	169	8	2.8339×10^4			3500
	$\text{H}^{16}\text{O}^{81}\text{Br}$	2	161	8	2.8238×10^4			3500

38	$^{12}\text{C}_2\text{H}_4$	1	221	1	1.1042×10^4			3500
	$^{12}\text{CH}_2^{13}\text{CH}_2$	2	231	2	4.5197×10^4			3500
39	$^{12}\text{CH}_3^{16}\text{OH}$	1	2161	1	7.0570×10^4			3500
40	$^{12}\text{CH}_3^{79}\text{Br}$	1	219	4	8.3052×10^4			3500
	$^{12}\text{CH}_3^{81}\text{Br}$	2	211	4	8.3395×10^4			3500
41	$^{12}\text{CH}_3^{12}\text{C}^{14}\text{N}$	1	2124	3	8.8672×10^4			3500
	$^{13}\text{CH}_3^{12}\text{C}^{14}\text{N}$	2	3124	6	1.8366×10^5			3500
	$^{12}\text{CH}_3^{13}\text{C}^{14}\text{N}$	3	2134	6	1.8096×10^5			3500
	$^{13}\text{CH}_3^{13}\text{C}^{14}\text{N}$	4	3134	12	3.7416×10^5			3500
43	$^{12}\text{C}_4\text{H}_2$	1	2211	1	9.8190×10^3			3500
44	$\text{H}^{12}\text{C}_3^{14}\text{N}$	1	12224	6	2.4787×10^4			3500
	$\text{H}^{12}\text{C}_3^{15}\text{N}$	2	12225	12	1.7036×10^4			3500
	$\text{H}^{12}\text{C}^{12}\text{C}^{13}\text{C}^{14}\text{N}$	3	12234	12	4.9887×10^4			3500
	$\text{H}^{12}\text{C}^{13}\text{C}^{12}\text{C}^{14}\text{N}$	4	12324	12	4.9718×10^4			3500
	$\text{H}^{13}\text{C}^{12}\text{C}^{12}\text{C}^{14}\text{N}$	5	13224	4	5.1541×10^4			3500
	$\text{D}^{12}\text{C}^{12}\text{C}^{12}\text{C}^{14}\text{N}$	6	22224	9	4.5918×10^4			3500
45	H_2	1	11	1	7.6712	31	36126	6000
	HD	2	12	6	2.9874×10^1	36	36405	6000
46	$^{12}\text{C}^{32}\text{S}$	1	22	1	2.5362×10^2			3500
	$^{12}\text{C}^{34}\text{S}$	2	24	1	2.5777×10^2			3500
	$^{13}\text{C}^{32}\text{S}$	3	32	2	5.3750×10^2			3500
	$^{12}\text{C}^{33}\text{S}$	4	23	4	1.0230×10^3			3500
47	$^{32}\text{S}^{16}\text{O}_3$	1	26	1	7.7833×10^3			3500
48	$^{14}\text{N}^{12}\text{C}^{12}\text{C}^{14}\text{N}$	1	4224	1	1.5582×10^4			3500
	$^{15}\text{N}^{12}\text{C}^{12}\text{C}^{15}\text{N}$	2	5225	1	7.3650×10^3			3500
49	$^{12}\text{C}^{16}\text{O}^{35}\text{Cl}_2$	1	2655	1	1.4800×10^6			5000

	$^{12}\text{C}^{16}\text{O}^{35}\text{Cl}^{37}\text{Cl}$	2	2657	16	3.0435×10^6	5000
50	$^{32}\text{S}^{16}\text{O}$	1	26	1	8.4304×10^2	3500
	$^{34}\text{S}^{16}\text{O}$	2	46	1	8.5988×10^2	3500
	$^{32}\text{S}^{18}\text{O}$	3	28	1	9.1068×10^2	3500
51	$^{12}\text{C}_3\text{H}_4$	1	1221	2	7.4897×10^4	3500
52	$^{12}\text{CH}_3$	1	2111	1	6.3488×10^2	3500
53	$^{32}\text{S}^{12}\text{C}^{32}\text{S}$	1	222	1	1.3526×10^3	3500
	$^{32}\text{S}^{12}\text{C}^{34}\text{S}$	2	224	1	2.7980×10^3	3500
	$^{32}\text{S}^{12}\text{C}^{33}\text{S}$	3	223	4	1.1007×10^4	3500
	$^{32}\text{S}^{13}\text{C}^{32}\text{S}$	4	232	2	2.7397×10^3	3500

Table2 Molecule number (MOL), isotopologue number (ISO#), percent difference TIPS_2017-TIPS_2011 at 100, 296, 1000, and 2500 K for molecule/isotopologues that have been recalculated in this work.

MOL	ISO#	PD(100 K)	PD(296 K)	PD(1000 K)	PD(2500 K)
1	1	0.3515	-0.0333	-0.4697	-0.8250
1	2	2.7963	0.5322	-0.1926	-2.3800
1	3	2.8112	0.3962	-0.2834	-2.3461
1	4	3.4565	0.6622	-0.3344	-0.0644
1	5	0.0140	0.0438	-0.1728	-1.9053
1	6	0.0089	0.1229	0.2363	-2.7051
2	1	-0.1082	-0.2956	0.2293	1.1611
2	2	-0.1079	-0.3067	-0.1944	0.3255
2	3	-0.1035	-0.2747	0.6965	1.3697
2	4	-0.1092	-0.2845	0.4559	0.9915
2	5	-0.1086	-0.2924	0.1305	0.2629
2	6	-0.1083	-0.3026	-0.0411	0.0329
2	7	-0.1057	-0.2445	1.2934	2.7046
2	8	-0.1001	-0.2590	0.9951	1.8050
2	9	-0.1064	-0.2704	0.7189	1.8904
2	10	-0.1005	-0.2325	0.9831	2.0704
2	11	-0.1054	-0.2666	0.5484	0.9175
4	1	-0.1070	-0.3380	-0.6272	-9.1219
5	1	0.3377	0.1495	-0.4972	-1.3732
5	2	0.3311	0.1358	-0.5060	-1.3660
5	3	0.3293	0.1356	-0.5048	-1.3681
5	4	0.3302	0.1422	-0.4990	-1.3693
5	5	0.3195	0.1250	-0.5132	-1.3631
5	6	0.3230	0.1324	0.0239	0.4317
6	1	0.0144	-0.0069	-0.0293	-29.3002
7	1	-0.0186	-0.0203	-3.0794	-34.1502
7	2	1.9374	0.6428	0.3704	1.1137
7	3	83.6639	83.4437	83.3942	83.5161
11	1	0.0012	-0.0020	2.1400	-0.0548
11	2	0.0546	0.0528	-1.6130	-45.7731
12	1	0.0015	-0.0875	-0.3391	-0.4765
13	1	-0.0281	-0.0171	0.0172	0.8492
13	2	0.0134	-0.0001	-0.0005	0.0001
13	3	0.0068	0.0032	0.0000	-0.0007
14	1	0.0051	0.0065	0.0299	0.0784
15	1	-0.0015	-0.0053	-0.0006	-0.0037
15	2	-0.0014	-0.0006	-0.0017	0.0026
16	1	-0.0015	-0.0028	-0.0016	-0.0040
16	2	0.0000	-0.0028	-0.0001	-0.0040

17	1	0.0008	-0.0018	-0.0004	-0.0495
22	1	0.3541	0.2403	-0.1383	-0.6741
23	1	-0.1163	-0.3467	-1.0911	0.4282
23	2	-0.2117	-0.5101	-1.0842	1.4781
23	3	-0.8340	-0.9960	3.8605	4.8491
25	1	0.1027	0.2863	-13.1611	-130.1650
26	1	-0.1121	-0.3836	-1.9538	-14.5110
28	1	0.0093	0.0256	1.0164	3.9380
29	1	0.0008	-0.0231	-0.0650	-0.0946
31	1	0.1876	0.5373	1.6113	5.2136
45	1	0.0500	-0.0163	-0.0196	-0.0233
45	2	0.0039	-0.0182	-0.0194	-0.0234

Table 3 Total internal partition sums at 210, 410, 610, 810, and 1010 K for twelve isotopologues of CO₂ for this work, TIPS_2011, CDS-296, and from the work of Cerezo *et al.*

	This work	TIPS_2011	CDS-296	Cerezo <i>et al.</i>	This work	TIPS_2011	CDS-296	Cerezo <i>et al.</i>
	¹² C ¹⁶ O ₂				¹³ C ¹⁶ O ₂			
210	191.167	191.60	191.169	191.12	383.418	384.29	383.421	383.33
410	451.432	452.80	451.441	451.18	916.148	919.43	916.164	915.63
610	906.772	908.25	906.797	906.09	1858.50	1864.9	1858.54	1857.1
810	1676.48	1675.9	1676.53	1674.9	3462.20	3471.8	3462.28	3458.9
1010	2914.36	2907.4	NA	2910.1	6055.24	6066.8	NA	6046.2
	¹⁶ O ¹² C ¹⁸ O				¹⁶ O ¹² C ¹⁷ O			
210	405.502	406.40	405.507	405.43	2365.22	2370.5	2365.22	2364.8
410	961.784	964.02	961.837	961.45	5598.19	5613.2	5598.29	5596.1
610	1942.59	1941.6	1942.731	1941.5	11277.2	11284.	11277.5	11271
810	3609.70	3595.6	3609.974	3606.9	20904.6	20861.	20905.2	20887
1010	6301.65	6256.8	NA	6293.2	36420.6	36250.	NA	36371
	¹⁶ O ¹³ C ¹⁸ O				¹⁶ O ¹³ C ¹⁷ O			
210	813.440	815.28	813.462	813.31	4744.16	4755.0	4744.24	4755.0
410	1952.77	1958.8	1952.90	1954.1	11363.3	11402.	11364.0	11402
610	3984.04	3991.8	3984.37	3981.9	23120.0	23184.	23121.6	23184
810	7460.42	7462.6	7461.03	7454.6	43186.6	43256.	43189.7	43256

1010	13104.6	13086.	NA	13086	75702.7	75729.	NA	75729
$^{18}\text{O}^{12}\text{C}^{18}\text{O}$					$^{18}\text{O}^{12}\text{C}^{17}\text{O}$			
210	215.413	215.88	215.408	215.35	2510.71	2516.2	2510.74	2364.8
410	513.322	513.97	513.318	513.03	5969.47	5980.2	5969.76	5596.1
610	1042.80	1039.3	1042.80	1042.0	12093.2	12070.	12094.0	11271
810	1947.82	1931.2	1947.83	1945.9	22532.4	22393.	22533.9	20887
1010	3415.12	3370.2	NA	3410.0	39425.0	39025.	NA	36371
$^{18}\text{O}^{13}\text{C}^{18}\text{O}$					$^{18}\text{O}^{13}\text{C}^{17}\text{O}$			
210	432.161	433.05	432.150	432.04	5036.71	5047.7	5036.78	5035.8
410	1042.63	1044.1	1042.630	1042.0	12122.5	12150.	12123.2	12118
610	2139.9	2135.1	2139.900	2138.2	24808.8	24807.	24810.7	24795
810	4028.46	4003.1	4028.533	4024.5	46585.4	46449.	46589.1	46548
1010	7107.52	7036.4	NA	7096.8	82018.9	81558.	NA	81907
$^{17}\text{O}^{12}\text{C}^{17}\text{O}$					$^{17}\text{O}^{13}\text{C}^{17}\text{O}$			
210	7319.05	7335.3	7319.14	7317.8	14681.7	NA	14681.8	14679
410	17364.0	17403.	17364.8	17358	35254.6	NA	35256.1	35243
610	35081.8	35060.	35083.5	35063	71947.8	NA	71951.4	71909
810	65205.6	64938.	65208.5	65154	134763.	NA	134769.	134655
1010	113857.	113020.	NA	113703	236769.	NA	NA	236445

- Total internal partition sums (TIPS) are reported for 166 isotopologues of 51 molecules important in planetary atmospheres
- TIPS are reported from 1 K to a T_{\max} that insures the TIPS have converged
- The new versions of the TIPS code are available in both FORTRAN and python languages