



Deutsches
Forschungszentrum
für Künstliche
Intelligenz GmbH

Document
D-94-14

TDL
A Type Description Language for HPSG
Part 2: User Guide

Hans-Ulrich Krieger, Ulrich Schäfer

December 1994

**Deutsches Forschungszentrum für Künstliche Intelligenz
GmbH**

Postfach 20 80
67608 Kaiserslautern, FRG
Tel.: (+49 631) 205-3211/13
Fax: (+49 631) 205-3210

Stuhlsatzenhausweg 3
66123 Saarbrücken, FRG
Tel.: (+49 681) 302-5252
Fax: (+49 681) 302-5341

Deutsches Forschungszentrum für Künstliche Intelligenz

The German Research Center for Artificial Intelligence (Deutsches Forschungszentrum für Künstliche Intelligenz, DFKI) with sites in Kaiserslautern and Saarbrücken is a non-profit organization which was founded in 1988. The shareholder companies are Atlas Elektronik, Daimler-Benz, Fraunhofer Gesellschaft, GMD, IBM, Insiders, Mannesmann-Kienzle, Sema Group, Siemens and Siemens-Nixdorf. Research projects conducted at the DFKI are funded by the German Ministry for Research and Technology, by the shareholder companies, or by other industrial contracts.

The DFKI conducts application-oriented basic research in the field of artificial intelligence and other related subfields of computer science. The overall goal is to construct systems with technical knowledge and common sense which - by using AI methods - implement a problem solution for a selected application area. Currently, there are the following research areas at the DFKI:

- Intelligent Engineering Systems
- Intelligent User Interfaces
- Computer Linguistics
- Programming Systems
- Deduction and Multiagent Systems
- Document Analysis and Office Automation.

The DFKI strives at making its research results available to the scientific community. There exist many contacts to domestic and foreign research institutions, both in academy and industry. The DFKI hosts technology transfer workshops for shareholders and other interested groups in order to inform about the current state of research.

From its beginning, the DFKI has provided an attractive working environment for AI researchers from Germany and from all over the world. The goal is to have a staff of about 100 researchers at the end of the building-up phase.

Dr. Dr. D. Ruland
Director

TDL
A Type Description Language for HPSG
Part 2: User Guide

Hans-Ulrich Krieger, Ulrich Schäfer

DFKI-D-94-14

This work has been supported by a grant from The Federal Ministry for Research and Technology (FKZ ITWM-9002 0).

© Deutsches Forschungszentrum für Künstliche Intelligenz 1994

This work may not be copied or reproduced in whole or part for any commercial purpose. Permission to copy in whole or part without payment of fee is granted for nonprofit educational and research purposes provided that all such whole or partial copies include the following: a notice that such copying is by permission of the Deutsche Forschungszentrum für Künstliche Intelligenz, Kaiserslautern, Federal Republic of Germany; an acknowledgement of the authors and individual contributors to the work; all applicable portions of this copyright notice. Copying, reproducing, or republishing for any other purpose shall require a licence with payment of fee to Deutsches Forschungszentrum für Künstliche Intelligenz.
ISSN 0946-0098

TDL
A Type Description Language for HPSG
Part 2: User Guide

Hans-Ulrich Krieger, Ulrich Schäfer
{krieger, schaefer}@dfki.uni-sb.de
German Research Center for Artificial Intelligence (DFKI)
Stuhlsatzenhausweg 3
D-66123 Saarbrücken, Germany

Abstract

This documentation serves as a user's guide to the type description language *TDC* which is employed in natural language projects at the DFKI. It is intended as a guide for grammar writers rather than as a comprehensive internal documentation. Some familiarity with grammar formalisms/theories such as Head-Driven Phrase Structure Grammar (HPSG) is assumed. The manual describes the syntax of the *TDC* formalism, the user-accessible control functions and variables, and the various tools such as type grapher, feature editor, *TDC* \LaTeX , Emacs *TDC* mode, and print interface¹.

¹We would like to thank Elizabeth Hinkelman for reading a draft version of this manual.

Contents

1	Introduction	4
2	The <i>TDC</i> System	4
3	Starting <i>TDC</i>	4
4	Syntax of <i>TDC</i>	5
4.1	<i>TDC</i> BNF	5
4.1.1	<i>TDC</i> Main Constructors	6
4.1.2	Type Definitions	6
4.1.3	Instance Definitions	7
4.1.4	Template Definitions	7
4.1.5	Declarations	7
4.1.6	Statements	8
4.2	Creating and Changing Domains	9
4.3	The Structure of <i>TDC</i> Grammars	11
4.4	Domain Environment	13
4.5	Declare Environment and Declarations	13
4.6	Type Environment and Type Definitions	14
4.6.1	Feature Structure Definitions	15
4.6.2	Atoms	15
4.6.3	Paths	16
4.6.4	Logical Operators	16
4.6.5	Type Specification and Inheritance	16
4.6.6	Multiple Inheritance	17
4.6.7	Coreferences	17
4.6.8	Negated Coreferences	18
4.6.9	Simple Disjunctions	18
4.6.10	Distributed Disjunctions	19
4.6.11	Lists	20
4.6.12	Difference Lists	21
4.6.13	Negation	22
4.6.14	External Coreference Constraints	22
4.6.15	Functional Constraints	22
4.6.16	Template Calls	23
4.6.17	Nonmonotonicity and Value Restrictions	23
4.6.18	Rules	24
4.7	Optional Keywords in Definitions	25
4.8	Template Environment and Template Definitions	25
4.9	Instance Environment and Instance Definitions	26
4.10	Control Environment	27
4.11	Lisp Environment	27
4.12	Comments	27
5	Useful Functions, Switches, and Variables	28
5.1	Global Switches and Variables	28
5.2	Setting Switches and Global Variables	31
5.3	Including Grammar Files	31
5.4	Expanding Types and Instances	32
5.4.1	Defining control information: <code>defcontrol</code>	32
5.4.2	Expanding Types and Instances: <code>expand-type</code> and <code>expand-instance</code>	32
5.4.3	The Syntax of <i>expand-control</i>	32

5.4.4	Printing Control Information	35
5.4.5	How to Stop Recursion	35
5.5	Checking Welltypedness/Appropriateness	37
5.6	Deleting Types and Instance Definitions	38
5.7	Resetting Prototypes of Types and Instances	38
5.8	Accessing Internal Information (Infons)	38
5.9	Collecting and Printing Statistical Information	39
5.10	Memoization	40
5.11	Tuning up Unification: Training Sessions	41
5.12	Defining Reader Macros	42
5.13	Printing Messages	42
5.14	Help	42
5.15	Wait	42
5.16	Exit <i>TDC</i>	42
5.17	Getting Information about Defined Templates	42
5.18	Printing Feature Structures	43
5.18.1	Printing to the Interactive Screen or to Streams (ASCII)	43
5.18.2	FEGRAMED	44
5.18.3	<i>TDC2L^AT_EX</i>	46
6	<i>TDC</i> Grapher	54
7	Print/Read Syntax for <i>TDC</i> Type Entries	56
7.1	Print Modes	56
7.2	Global Variables	57
7.3	BNF	58
8	Emacs <i>TDC</i> Mode	59
8.1	Installation	59
8.2	Key Bindings	59
9	Top Level Abbreviations (ALLEGRO COMMON LISP Only)	60
10	Sample Session	61

1 Introduction

This is the second part of *TDC – A type description language for HPSG*. This documentation serves as a user guide to *TDC*. It is intended as a guide for grammar writers rather than as a comprehensive internal documentation. Some familiarity with grammar formalisms theories such as Head-Driven Phrase Structure Grammar [Pollard & Sag 87; Pollard & Sag 94] is assumed. The manual describes the syntax of the *TDC* formalism, the user accessible control functions and variables, and the various tools such as type grapher, feature editor, *TDC2L^AT_EX*, Emacs *TDC* mode, and print interface.

For motivation, architecture, properties of the type hierarchy, implementational issues and comparison to related systems, refer to [Krieger & Schäfer 93a], [Krieger & Schäfer 94a], [Krieger & Schäfer 94b], [Krieger 95], and [Schäfer 95].

The *TDC* system is integrated into various natural language systems such as DISCO [Uszkoreit et al. 94], and PRACMA [Jameson et al. 94].

Corrections and other information can be ftp'd from `ftp://cl-ftp.dfki.uni-sb.de:/pub/tdl`.

World Wide Web: (publications, software, etc.): `http://cl-www.dfki.uni-sb.de/`

Email: `tdl@dfki.uni-sb.de`

2 The TDC System

The *TDC* distribution includes COMMON LISP source files in the following directories, which correspond to the modules of the system definition.

Directory	Module	Package
<code>tdl/compile/</code>	compile	TDL-COMPILE
<code>tdl/control/</code>	control	TDL
<code>tdl/elisp/</code>	Emacs lisp files	–
<code>tdl/encode/</code>	hierarchy	TDL-HIERARCHY
<code>tdl/expand/</code>	expand	TDL
<code>tdl/grapher/</code>	<i>TDC</i> Grapher system	CLIM-USER
<code>tdl/packages/</code>	package definitions	CL-USER
<code>tdl/parse/</code>	parse	TDL-PARSE
<code>tdl/recycler/</code>	<i>TDC</i> Recycler system	TDL-RECYCLER
<code>tdl/simplify/</code>	simplify	TDL-SIMPLIFY
<code>tdl/statistics/</code>	statistics	TDL-STATISTICS

The *TDC* system depends on the systems ZEBU (LALR(1) parser), *UDiNe* (unifier) and FEGRAMED (feature editor). The *TDC* Recycler is a tool which translates grammar files from *TDCExtraLight* [Krieger & Schäfer 93b] into the new *TDC* syntax. *TDC2L^AT_EX* and *TDC* Grapher are part of the *TDC* system.

The system is implemented in portable COMMON LISP [Steele 90] and has been tested with Franz Allegro Common Lisp, Macintosh Common Lisp, Lucid Common Lisp, and CLISP².

3 Starting TDC

To start *TDC*,

1. Start COMMON LISP.
2. `(load-system "tdl")`³ loads necessary parts of *TDC* such as the unifier *UDiNe*, type definition reader, feature editor (FEGRAMED), type hierarchy management and the *TDC2L^AT_EX* interface. Alternatively, `(load-system "tdl-grapher")` can be used to start system `tdl` and the type grapher. The portable system definition facility `DEFSYSTEM` is described in [Kantrowitz 91].

²Thanks to Stephan Oepen and Bernd Kiefer for checking and improving portability.

³The availability of this function presupposes that the DISCO loadup environment (file `loadup.lisp`) has been successfully loaded into the COMMON LISP system. Refer to the DISCO installation and operation guide for details.

3. After loading the LISP code, the following prompt appears on the screen:

```
Welcome to the Type Description Language TDL.
```

```
USER(2): _
```

4. The *TDL* reader is invoked by simply typing (td1). You can either work interactively (e.g., create a domain, define types, etc.) or load *TDL* grammar files by using the include command. If an error has occurred, e.g., a syntax error, (td1) restarts the *TDL* reader.
5. ldt exits the *TDL* reader and returns to COMMON LISP. The COMMON LISP function (EXIT) quits the interpreter. If you are in an Emacs environment, C-x C-c kills the Emacs process.

It is also possible to define one's own portable system definitions in the [Kantrowitz 91] paradigm which could then automatically start *TDL* and include grammar definitions, etc.

4 Syntax of *TDL*

The *TDL* syntax provides type definitions, instance definitions (for rules and lexicon entries), templates (parameterized macros), specification of declarative control information, as well as *statements* (calls to built-in functions) that are especially useful for the interactive development of NL grammars.

There is no difference between the syntax of *TDL* grammar files and the syntax for the interactive mode. All syntactic constructs can be used in either mode.

Note that the arguments of statements need to be quoted if they are symbols or lists containing symbols. This is necessary if the statement is defined as a COMMON LISP function, but not if the statement is defined as a COMMON LISP macro. Almost all statements are defined as functions. The only macros defined by the *TDL* system are defcontrol, leval, alias, print-control, print-switch, set-switch, and with-print-mode. Examples:

```
pgp 'agr-type :label-hide-list '(x y z).
```

-but:

```
defcontrol agr-type ((:delay (u *) (v x.y))).
```

It is important not to forget the dot delimiter at the end of *TDL* expressions since the *TDL* reader will wait for it. It is possible to mix LISP code and *TDL* definitions in a file. Some examples are shown in Section 4.3. Newline characters, spaces or comments (Section 4.12) can be inserted anywhere between tokens (symbols, braces, parentheses, etc.).

4.1 *TDL* BNF

The *TDL* syntax is given in extended BNF (Backus-Naur Form). Terminal symbols (characters to be typed in) are printed in typewriter style. Nonterminal symbols are printed in *italic style*. The grammar starts with the *start* production. The following table explains the meanings of the metasympols used in extended BNF.

metasympols	meaning
... ...	alternative expressions
[...]	one optional expression
[... ]	one or none of the expressions
{ }	exactly one of the expressions
{ ... }*	n successive expressions, where $n \in \{0, 1, \dots\}$
{ ... }+	n successive expressions, where $n \in \{1, 2, \dots\}$

4.1.1 TDC Main Constructors

```

start → {block | statement}*
block → begin :control. { type-def | instance-def | start }* end :control. |
       begin :declare. { declare | start }* end :declare. |
       begin :domain domain. {start}* end :domain domain. |
       begin :instance. { instance-def | start }* end :instance. |
       begin :lisp. {Common-Lisp-Expression}* end :lisp. |
       begin :template. { template-def | start }* end :template. |
       begin :type. { type-def | start }* end :type.

```

4.1.2 Type Definitions

```

type-def → type { avm-def | subtype-def } .
type → identifier
avm-def → := body { , option }* |
          != nonmonotonic [ where ( constraint { , constraint }* ) ] { , option }*
body → disjunction [ -->list ] [ where ( constraint { , constraint }* ) ]
disjunction → conjunction { { | ^ } conjunction }*
conjunction → term { & term }*
term → type | atom | feature-term | diff-list | list | coreference |
       distributed-disj | templ-par | templ-call | ~term | ( disjunction )
atom → string | integer | 'identifier
feature-term → [ [ attr-val { , attr-val }* ] ]
attr-val → attribute [:restriction] { . attribute [:restriction] [ disjunction ] }*
attribute → identifier | templ-par
restriction → conj-restriction { { | ^ } conj-restriction }*
conj-restriction → basic-restriction { & basic-restriction }*
basic-restriction → type | ~basic-restriction | templ-par | ( restriction )
diff-list → <! [ disjunction { , disjunction }* ] !> [ : type ]
list → <> | < nonempty-list > [ list-restriction ]
nonempty-list → [ disjunction { , disjunction }* , ] . . . |
               disjunction { , disjunction }* [ . disjunction ]
list-restriction → : ( restriction ) | : type [ : ( integer , integer ) | : integer ]
coreference → #coref-name | ~#( coref-name { , coref-name }* )
coref-name → identifier | integer
distributed-disj → %disj-name ( disjunction { , disjunction }+ )
disj-name → identifier | integer
templ-call → @templ-name ( [ templ-par { , templ-par }* ] )
templ-name → identifier
templ-par → $templ-var [ = disjunction ]
templ-var → identifier | integer
constraint → #coref-name = { function-call | disjunction }
function-call → function-name ( disjunction { , disjunction }* )
function-name → identifier
nonmonotonic → type & [ overwrite-path { , overwrite-path }* ]
overwrite-path → identifier { . identifier }* disjunction
subtype-def → { : < type }+ { , option }*
option → status: identifier | author: string | date: string | doc: string |
        expand-control: expand-control

```

```

expand-control → ( [ (:expand { ( {type | (type [index [pred]])} {path}+ ) }* ) |
                   (:expand-only { ( {type | (type [index [pred]])} {path}+ ) }* ) ] |
                   [ (:delay { ( {type | (type [pred])} {path}+ ) }* ) ] |
                   [ (:maxdepth integer ) ] |
                   [ (:ask-disj-preference {t | nil} ) ] |
                   [ (:attribute-preference {identifier}* ) ] |
                   [ (:use-conj-heuristics {t | nil} ) ] |
                   [ (:use-disj-heuristics {t | nil} ) ] |
                   [ (:expand-function {depth | types} -first-expand ) ] |
                   [ (:resolved-predicate {resolved-p | always-false | ... } ) ] |
                   [ (:ignore-global-control {t | nil} ) ] ) ]
path → {identifier | pattern} { . {identifier | pattern} }*
pattern → ? | * | + | ?[identifier][?[*|+]]
pred → eq | subsumes | extends | ...

```

4.1.3 Instance Definitions

```

instance-def → instance avm-def .
instance → identifier

```

4.1.4 Template Definitions

```

template-def → templ-name ( [templ-par { , templ-par }* ] ) := body { , option }* .

```

4.1.5 Declarations

```

declaration → partition | incompatible | sort-def | built-in-def |
             hide-attributes | hide-values | export-symbols
partition → type = type { { | | ^ } type }* .
incompatible → nil = type { & type }+ .
sort-def → sort[s] : type { , type }* .
built-in-def → built-in[s] : type { , type }* .
hide-attributes → hide-attribute[s] : identifier { , identifier }* .
hide-values → hide-value[s] : identifier { , identifier }* .
export-symbols → export-symbol[s] : identifier { , identifier }* .

```

4.1.6 Statements

```

statement → check-welltypedness [ {type | instance | :all} [ { :instances | :avms }
    [ :domain domain ] [ :indexindex ] [ :verbose {t | nil} ] ] ] . |
clear-simplify-memo-tables [ :domain domain ] [ :threshold integer ] . |
compute-approp [ :domain domain ] [ :warn-if-not-unique {t | nil} ] . |
defcontrol { :global | type | instance } expand-control [ :index index ] . |
defdomain domain { defdomain-option }* . |
deldomain domain . |
defreadermacro identifier {string | nil} [string] . |
delete-all-instances [domain] . |
delete-instance [ instance [ :domain domain ] [ :index integer ] ] . |
delete-type [ type [ :domain domain ] ] . |
describe-template templ-name [domain] . |
do-all-infon { infon-keys }* . |
do-infon { infon-keys }* . |
expand-all-instances { expand-option }* . |
expand-all-types { expand-option }* . |
expand-instance [ instance [ :index integer ] { expand-option }* ] . |
expand-type [ type [ :index index ] { expand-option }* ] . |
fegramed . |
{ fgi | fli } [ instance { fegramed-option }* ] . |
{ fgp | flp } [ type { fegramed-option }* ] . |
get-switch identifier . |
grapher . |
help [identifier] . |
include filename . |
ldt . |
leval Common-Lisp-Expression . |
{ lgi | lli } [ instance { latex-option }* ] . |
{ lgp | llp } [ type { latex-option }* ] . |
message string { Common-Lisp-Expression }* . |
load-simplify-memo-table [ :domain domain ] [ :filename filename ] . |
{ pgi | pli } [ instance { print-option }* ] . |
{ pgp | plp } [ type { print-option }* ] . |
print-all-names { infon-keys }* . |
print-all-statistics [ :domain domain ] [ :stream stream ] . |
print-approp [ :domain domain ] . |
print-control { type | instance | :global } . |
print-domain-statistics [ :domain domain ] [ :stream stream ] . |
print-expand-statistics [ :domain domain ] [ :stream stream ] . |
print-global-statistics [ :stream stream ] . |
print-recursive-sccs [ :domain domain ] . |
print-simplify-memo-tables [ :domain domain ] [ :stream stream ]
    [ :threshold integer ] . |
print-simplify-statistics [ :domain domain ] [ :stream stream ] . |
print-switch identifier . |
print-unified-types [ :filename string ] [ :domain domain ] . |
recompute . |
reset-all-instances [domain] . |
reset-all-protos [domain] . |
reset-all-statistics [ :domain domain ] . |
reset-domain-statistics [ :domain domain ] . |

```

```

reset-expand-statistics [:domain domain] . |
reset-global-statistics. |
reset-instance [ instance [:domain domain] [:index integer] ] . |
reset-print-mode. |
reset-proto [ type [:domain domain] [:index index] ] . |
reset-simplify-statistics [:domain domain] . |
restore-print-mode. |
save-print-mode. |
set-print-mode [print-mode] . |
set-switch identifier Common-Lisp-Expression. |
start-collect-unified-types [:domain domain] . |
tune-types [:domain domain] [:threshold integer] [...] . |
wait. |
with-print-mode print-mode Common-Lisp-Expression.

infor-keys → see Section 5.8
print-option → :domain domain | :index index | :stream {t | nil | stream} |
               :label-sort-list ( {identifier}* ) | :label-hide-list ( {identifier}* ) |
               :remove-tops {t | nil} | :init-pos integer
latex-option → :domain domain | :index index | :hide-types {t | nil} |
               :filename filename | ... (see Section 5.18.3)
fegramed-option → :domain domain | :index index |
                  :filename filename | :wait {t | nil} | :file-only {t | nil}
defdomain-option → :hide-attributes ( {identifier}* ) |
                   :hide-values ( {identifier}* ) |
                   :export-symbols ( {identifier}* ) |
                   :documentation string |
                   :top type |
                   :bottom type |
                   :load-built-ins-p {t | nil} |
                   :errorp {t | nil}
expand-option → :domain domain |
                :expand-control expand-control
domain → ' identifier | :identifier | "identifier"
print-mode → :debug | :default | :exhaustive | :fs-nll | :hide-all |
             :hide-types | :read-in | :tdl2asl | :x2morf
filename → string
index → integer for instances
        integer | identifier string for avm types
integer → {0|1|2|3|4|5|6|7|8|9}+
identifier → {a-z|A-Z|0-9|_|+|-|*|?}+
string → "{any character}*"

```

4.2 Creating and Changing Domains

Domains are sets of type, instance and template definitions. It is possible to define and use several domains at the same time and to have definitions with the same names in different domains. Domains roughly correspond to packages in COMMON LISP (in fact, they are implemented using the package system).

An arbitrary keyword symbol or string may be chosen for *domain* except those which are names of existing COMMON LISP packages, e.g. TDL, COMMON-LISP or COMMON-LISP-USER. All domain names will be normalized into strings containing only uppercase characters.

The name TDL is reserved for internal functions and variables. It is possible to specify the domain of the current definition by using the `begin :domain domain` and `end :domain domain` block delimiters (see Sections 4.3 and 4.4).

- function `defdomain domain` `[:hide-attributes attribute-list]`
`[:hide-values values-list]`
`[:export-symbols symbol-list]`
`[:documentation doc-string]`
`[:top top-symbol]`
`[:bottom bottom-symbol]`
`[:load-built-ins-p {t | nil}]`
`[:errorp {t | nil}]`

creates a new domain *domain* (a symbol or a string). Options:

values-list is a list of attributes whose values will be hidden at definition time. *attribute-list* is a list of attributes that will be hidden (including their values) at definition time. *symbol-list* is a list of symbols to be exported from the domain package. These three symbol lists can also be declared in the `:declare` part (cf. Section 4.5). If `:load-built-ins-p t` is specified, the standard file of TDL built-in types will be included, otherwise, nothing will be loaded. The default is `t`.

`:top` and `:bottom` define the name of the top and bottom symbol; the default is the value of the global variables `*TOP-SYMBOL*` and `*BOTTOM-SYMBOL*`. A domain can be given documentation using the `:documentation` keyword; its value must be a string. If `:errorp t` is specified, it will cause error to redefine a domain. If the value of `:errorp` is `nil` (default), only a warning will be given. Example:

```
<TDL> defdomain :MY-DOMAIN :load-built-ins-p nil.
#<DOMAIN MY-DOMAIN>
<TDL>
```

- function `deldomain domain` `[:errorp {t | nil}]` `[:delete-package-p {t | nil}]`
deletes domain *domain* (symbol or string), which includes all type, instance, and template definition as well as the corresponding package with package name *domain*, including all symbols defined in this package. If `:errorp t` is specified, using an undefined domain name will cause an error. If `:errorp nil` is specified (default), a warning will be given and the current domain will not be changed. If `:delete-package-p t` is specified, the corresponding package will be deleted. Otherwise (default), only all domain-specific information (type definitions, global hashtables etc.) will be deleted. Example:

```
<TDL> deldomain :MY-DOMAIN.
<TDL>
```

Definitions from the standard `tdl-built-ins.tdl` file are shown below. They will be included automatically if `:load-built-ins-p t` (which is also the default) is specified in `defdomain`.

```
begin :declare.
  built-in: fixnum, bignum, integer. ;;; only COMMON LISP types can be
  built-in: atom, string, symbol.   ;;; declared as built-ins
  sort: *null*.                     ;;; is the type of the empty list <>
  sort: *built-in*.                 ;;; the top built-in type
  sort: *sort*.                     ;;; the top sort type
  sort: *undef*.                     ;;; make *undef* a sort in order to
                                      ;;; exclude features defined on it
end :declare.

begin :type.
  *avm* := [ ].                      ;;; the top avm type
  atom  <: *built-in*.                ;;; now specify the subtype
  integer <: atom.                    ;;; relation for the built-ins
  fixnum <: integer.
  bignum <: integer.
  symbol <: atom.
```

```

string  :< atom.
>null*  :< *built-in*.          ;;; although *null* is not a real
*cons*  := *avm* & [FIRST, REST]. ;;; built-in, make it a subtype of
*list*  := *null* | *cons*.      ;;; *built-in*
*diff-list* := *avm* & [LIST, LAST].

dl-append := *avm* & [ARG1 [LIST #first,      ;;; difference list
                      LAST #between], ;;; version of APPEND
                    ARG2 [LIST #between,
                          LAST #last],
                    RES  [LIST #first,
                          LAST #last]].

*rule* :=                ;;; the most general rule type
  [ ] --> < ... >,      ;;; use [ ] instead of *top*, because *top*
  status: RULE.         ;;; is only the default top symbol which
unary-rule :=          ;;; can be overwritten through DEFDOMAIN
  *rule* --> < [ ] >.   ;;; :top <top>
binary-rule :=         ;;; moreover, use the 'status' keyword to
  *rule* --> < [ ], [ ] >. ;;; let Bernie's parser know about the
ternary-rule :=        ;;; the special role of *rule*
  *rule* --> < [ ], [ ], [ ] >.
end :type.

```

4.3 The Structure of *TDC* Grammars

A *TDC* grammar may consist of type definitions, sort declarations, template definitions, instance specifications and control information. In addition, it is possible to mix different domains and LISP code.

The structuring feature in *TDC* grammars is the `begin` and `end` statement, which is comparable to `BEGIN/END` blocks in PASCAL, or the \LaTeX environments.

Environments determine syntactic as well as semantic contexts for different purposes.

Some environments provide the necessary preconditions for enclosed definitions, e.g., the domain environment supports definitions of entire type lattices, the necessary context for type definitions. Others such as the control environment are completely optional.

Another constraint is that template definitions precede the type or instance definitions that contain template calls (cf. macros in programming languages).

Environments can be nested freely (the so-called environment stack keeps track of this) and distributed over different grammar files. The loading of files may also be nested (cf. the `include` documentation).

The *TDC* prompt indicates the current domain and the current environment. Its general output format is `<domain:environment>`, e.g.,

```
<MY-DOMAIN:TEMPLATE> _
```

If no domain is active, the prompt is `<TDL>`.

Typically, a *TDC* grammar starts with the definition of a domain (`defdomain`), changes to this domain (`begin :domain`), declares sorts (`begin/end :declare`), defines templates (`begin/end :template`), feature types (`begin/end :type`), and, finally, instances (`begin/end :instance`).

Example:

```

;;; The structure of tdl grammars. An example.

defdomain :grammar. ;; this includes a default initial type hierarchy
defdomain :junk-domain :load-built-ins-p NIL.

set-switch *verbose-p* nil. ;; set verbosity

```

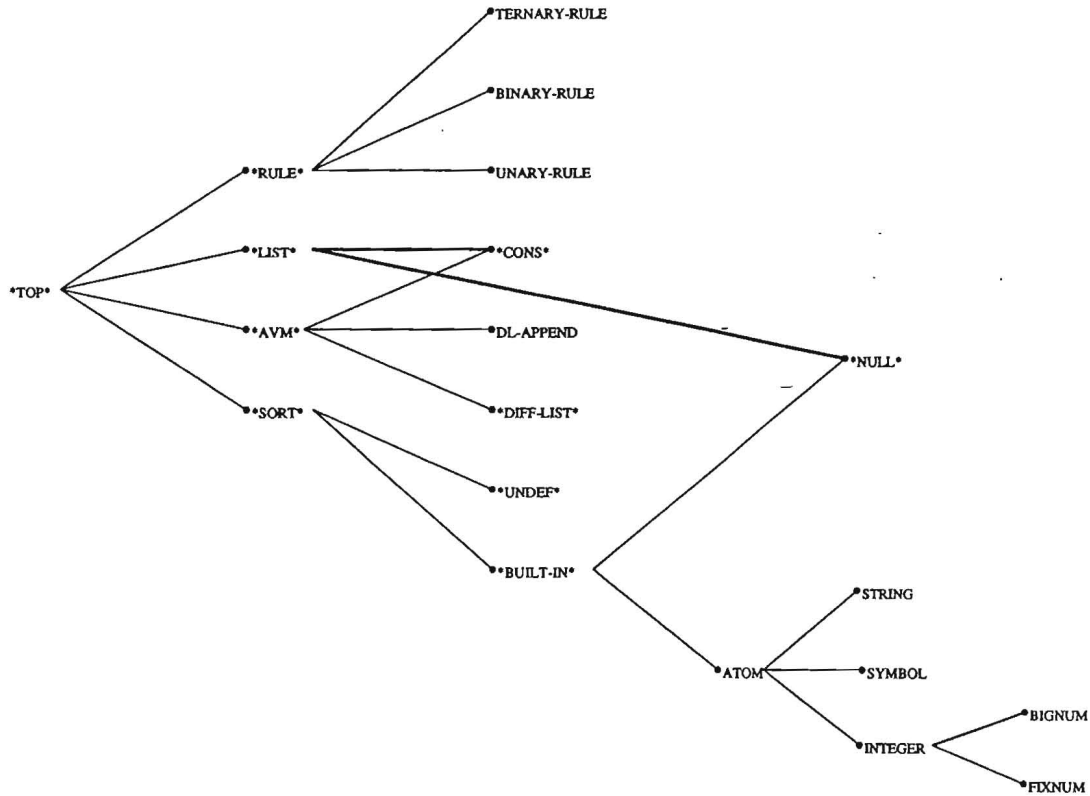


Figure 1: The initial type hierarchy (with :load-built-ins-p t)

```

begin :domain :grammar.

;; we start with semantics
begin :declare.
  include "grammar/semantic-sorts".
  sorts : organism, moveable, nonmoveable, physical, selfmoving,
         nonselfmoving, animated, non-animated, vehicle.
  sign = word ^ phrase.
end :declare.

begin :template. ;; load template definitions
  include "grammar/semantic-templates".
end :template.

begin :type. ;; type definitions
  selfmoving :< moveable :< physical.
  nonmoveable :< physical.
  nonselfmoving :< moveable.
  animated :< moveable.
  non-animated :< moveable.
  organism := selfmoving & animated.
  vehicle := selfmoving & non-animated.

```



```

    include "grammar/semantic-avms".
  end :type.

  begin :instance.
    ;; instance definitions
  end :instance.

;; now we continue with phonology
begin :declare.
  include "grammar/phonology-declarations".
end :declare.

begin :type.
  include "grammar/phonology-avms".
end :type.

;; now a big syntax package...
include "grammar/syntax/load-syntax".

;; we finish with bottom declarations
begin :declare. ;; bottom declarations
  nil = *undef* & *avm*.
  nil = *undef* & *built-in*.
end :declare.

;; now let's expand all instances
expand-all-instances.

message "grammar loading done.".

end :domain :grammar.

```

4.4 Domain Environment

A domain environment starts with

```
begin :domain domain.
```

and ends with

```
end :domain domain.
```

domain must be the name of a previously defined domain, i.e., a quoted symbol, a string or a keyword symbol. `begin :domain` pushes *domain* to the global stack `*DOMAIN*`, while `end :domain` pops it. Arbitrary *TDL* statements or other environments may be enclosed by the domain environment.

All symbols (sort, type, template, instance names) occurring between `begin :domain domain` and `end :domain domain` are defined or looked up in *domain*.

All other environments except the `:lisp` environment must be enclosed by at least one domain environment. See Section 4.2 for more details.

4.5 Declare Environment and Declarations

A declare environment starts with

```
begin :declare.
```

and ends with

```
end :declare.
```

It may appear anywhere within a domain environment, and may contain arbitrary declarations, other environments and *TDC* statements.

Declare environments declare

- built-in sort symbols: `built-in[s] : type { , type }*` .
`built-in` declares a COMMON LISP type to be a sort in *TDC*, e.g., `integer`, `string`, etc. A built-in sort can be unified only with its subsorts or with an atom that has the corresponding COMMON LISP type. An example is shown in section 4.6.2. Note that the standard *TDC* type `*built-in*` itself is an ordinary sort but is not declared to be a built-in type. Its only purpose is to be the super-sort of all predefined sorts in *TDC* such as `*null*` and the atomic sorts, e.g., `atom`, `string`, etc.
- sort symbols: `sort[s] : type { , type }*` .
`sort` declares types to be sorts (singleton sorts in Smolka's terminology). Sorts always live in a closed world, i.e., their unification fails unless they subsume each other or have a greatest lower bound. This declaration is optional. It is equivalent to the definition `type :< *sort*` in the `:type` environment which may be faster at definition time in the current implementation.
- incompatible types: `nil = type { & type }+` .
declares the types to be incompatible. This declaration is useful for avm types in an open world (i.e., if `*AND-OPEN-WORLD-REASONING-P*` has value `t`).
- exhaustive partitions: `supertype = type { | type }*` .
declares an exhaustive partition (cf. [Krieger & Schäfer 94a]).
- disjoint exhaustive partitions: `supertype = type { ^ type }*` .
declares an exhaustive disjoint partition (cf. [Krieger & Schäfer 94a]).

All other relations between types (conjunctions, disjunctions) must be defined in the `:type` environment. The type hierarchy for avm types will be inferred from the avm type definitions.

In addition, the following domain specific symbol lists can also be declared in this environment (cf. Section 4.2).

- `hide-value[s] : identifier { , identifier }*` .
specifies the attributes whose values are to be hidden at definition time,
- `hide-attribute[s] : identifier { , identifier }*` .
specifies the attributes (including their values) to be hidden at definition time,
- `export-symbol[s] : identifier { , identifier }*` .
specifies the symbols to be exported from the domain package.

All declarations must be specified directly in a declare environment, and nowhere else.

4.6 Type Environment and Type Definitions

A type environment starts with

```
begin :type.
```

and ends with

```
end :type.
```

It may appear anywhere within a domain environment, and may contain arbitrary type definitions, other environments and *TDC* statements. The syntax for subsort and subtype definitions is

```
type { :< type }+ { , option }*
```

Subsort or subtype definitions define the order of sorts or types without feature constraints. They are not necessary if feature constraints are specified for a subtype. Example:

```
*avm* :< *top*.
```

but

```
*cons* := *avm* & [ first, rest ].
```

In both cases, the left hand side is a subtype of the right hand side type.

The general syntax of type definitions⁴ is

```
type := body { , option }* .
```

type is a symbol, the name of the type to be defined. The complex BNF syntax of *body* is given in Section 4.1.2. Some examples are presented on the following pages.

4.6.1 Feature Structure Definitions

The *TDC* syntax for a feature structure type *person-number-type* with attributes PERSON and NUMBER is

```
person-number-type := [ PERSON, NUMBER ].
```

The definition results in the structure

$$\left[\begin{array}{l} \textit{person-number-type} \\ \text{PERSON } [] \\ \text{NUMBER } [] \end{array} \right]$$

If no value is specified for an attribute, the empty feature structure with the top type of the type hierarchy will be assumed. Attribute values can be atoms, feature structures, disjunctions, distributed disjunctions, coreferences, lists, functional constraints, template calls, or negated values.

4.6.2 Atoms

In *TDC*, an atom can be a number, a string or a symbol. Symbols must be quoted with a single quote ' (otherwise they will be interpreted as sorts or avm types). Atoms can be used as values of attributes or as disjunction elements.

Example: The *TDC* type definition

```
pl-3-phon := [ NUMBER 'plural',
              PHON  "-en",
              PERSON 3 ].
```

results in the structure

$$\left[\begin{array}{l} \textit{pl-3-phon} \\ \text{NUMBER plural} \\ \text{PHON "-en"} \\ \text{PERSON 3} \end{array} \right]$$

An example of atoms as disjunctive elements is shown in Section 4.6.9.

Atoms are not ordered hierarchically (as is the case for sorts). An atom only unifies with itself, the top type of the type hierarchy or, if defined, with a built-in sort of an appropriate data type, i.e., integer atoms unify with the built-in sorts *integer* and *number*, the string atoms unify with the built-in sort *string*, symbolic atoms unify with the built-in sort *symbol*. These three sorts are defined in the standard built-in file `td1-built-ins.tdl`. Built-in sorts may also be user-defined. One need only define an appropriate COMMON LISP type, e.g.

```
begin :lisp.
  (DEFTYPE Even-Integer () '(AND INTEGER (SATISFIES EVENP)))
end :lisp.
begin :declare.
  built-in : Even-Integer.
end :declare.
```

These lines define a COMMON LISP type `Even-Integer` and declare it as a built-in sort in *TDC*. This sort unifies only with even integer atoms.

⁴For nonmonotonic definitions see section 4.6.17.

4.6.3 Paths

Paths may be abbreviated using dots between attribute names, e.g.

```
P1 := [ DTRS.HEAD-DTR.CAT.SYN.LOCAL.SUBCAT 'hi ] .
```

yields structure

$$\left[\begin{array}{l} pl \\ \text{DTRS} \left[\begin{array}{l} \text{HEAD-DTR} \left[\begin{array}{l} \text{CAT} \left[\begin{array}{l} \text{SYN} \left[\begin{array}{l} \text{LOCAL} \left[\begin{array}{l} \text{SUBCAT hi} \end{array} \right] \end{array} \right] \end{array} \right] \end{array} \right] \end{array} \right] \end{array} \right] \end{array} \right]$$

4.6.4 Logical Operators

In TDC, values (atoms, types, feature structures) may be combined by the logical operators & (conjunction, unification, inheritance), | (disjunction), ^ (exclusive or), and ~ (negation).

These operators may be freely nested, where ~ has highest priority, and & binds stronger than | and ^. Parentheses may be used to break this binding or to group operands. Example:

```
l := [ a x & (~b | c & [r 1]) ] .
```

Important note for Emacs users: If you type in the | symbol in the emacs lisp mode, you must quote it with a backslash, i.e., \|. Otherwise, the Emacs lisp mode will wait for another 'closing' |. When you are writing grammar file (preferably in TDC mode, of course), you can omit the backslash.

4.6.5 Type Specification and Inheritance

All conjunctive feature structures can be given a type specification. Type specification at the top level (empty feature path) of a type definition means inheritance from a supertype. The feature definition of the specified type will be unified with the feature term to which it is attached when type expansion takes place. The inheritance relation represents the definitional dependencies of types. Together with multiple inheritance (described in the following section), the inheritance relation can be seen as a directed acyclic graph (DAG).

An example of type specification inside a feature structure definition follows:

```
agr-plural-type := [ AGR person-number-type & [ NUMBER 'plural ] ] .
```

Expanding this definition results in the structure

$$\left[\begin{array}{l} agr-plural-type \\ \text{AGR} \left[\begin{array}{l} person-number-type \\ \text{PERSON} [] \\ \text{NUMBER plural} \end{array} \right] \end{array} \right]$$

Now an example of type inheritance at the top level:

```
pl-type := person-number-type & [ NUMBER 'plural ] .
```

Expanding this definition results in the structure

$$\left[\begin{array}{l} pl-type \\ \text{PERSON} [] \\ \text{NUMBER plural} \end{array} \right]$$

This feature structure is called the *global prototype* of *pl-type*: an expanded feature structure of a defined type which has (possibly) inherited information from its supertype(s) is called a *global prototype*. A feature

structure consisting only of the local information given by the type definition is called a *local prototype* or *skeleton*. So the *local prototype* of *pl-type* is

$$\left[\begin{array}{l} \textit{person-number-type} \\ \text{NUMBER plural} \end{array} \right]$$

Section 5.18 explains how the different prototypes of a defined type can be displayed.

As mentioned above, type specification is optional. If no type is specified, the structure being defined will be assumed to have the top type of the hierarchy.

4.6.6 Multiple Inheritance

Multiple inheritance is possible at any level. A glb (greatest lower bound) type is not required to exist if the global variable *AND-OPEN-WORLD-REASONING-P* has value t.

Suppose *number-type*, *person-type* and *gender-type* are defined as follows:

```
number-type := [ NUMBER ].
person-type := [ PERSON ].
gender-type := [ GENDER ].
```

Then the *TDL* type definition

```
mas-2-type := number-type & person-type & gender-type & [ GENDER 'mas,
                                                         PERSON 2 ].
```

would result in the following structure (after type expansion):

$$\left[\begin{array}{l} \textit{mas-2-type} \\ \text{GENDER mas} \\ \text{PERSON 2} \\ \text{NUMBER []} \end{array} \right]$$

4.6.7 Coreferences

Coreferences indicate information sharing between feature structures. In *TDL*, coreference symbols may occur anywhere in the value of an attribute. If values are specified, they are attached to the coreference tag by the & connector. The order of the elements of such a conjunction does not matter.

A coreference symbol consists of the hash sign #, followed by either a number (positive integer) or a symbol. However, in the internal representation and in the printed output of feature structures, the coreference symbols will be normalized to an integer number. Example:

```
share-pn := [ SYN #pn & person-number-type,
             SEM #pn ].
```

results in the following structure (after type expansion):

$$\left[\begin{array}{l} \textit{share-pn} \\ \text{SYN [1]} \left[\begin{array}{l} \textit{person-number-type} \\ \text{PERSON []} \\ \text{NUMBER []} \end{array} \right] \\ \text{SEM [1]} \end{array} \right]$$

4.6.8 Negated Coreferences

Negated coreferences specify that two attributes must not *share* the same value, i.e., they may have the same value, but these values must not be linked to each other by coreferences (they may be type identical but must not be token identical).

The syntax of negated coreferences is

$$\sim\#(a_1, a_2, \dots a_n)$$

where $a_1, a_2, \dots a_n$ are coreference symbols, i.e., numbers or symbols, without the hash sign. If $n = 1$, the parentheses can be omitted.

Example: The *TDC* definition

```
give := [ RELN give, GIVER ~\#(1,2), GIVEN #1, GIVEE #2 ] .
```

would result in the following structure:

$$\left[\begin{array}{l} give \\ RELN give \\ GIVER \neg([\underline{1}], [\underline{2}])[] \\ GIVEN \underline{1} \\ GIVEE \underline{2} \end{array} \right]$$

4.6.9 Simple Disjunctions

Disjunction elements are separated by | (or \) in the Emacs interaction mode, cf. Section 4.6.4). Disjunction elements can be atoms, conjunctive feature descriptions, simple disjunctions, distributed disjunctions, lists, template calls or negated values. In simple disjunctions, the alternatives must not contain coreferences to values outside the alternative itself (see [Backofen & Weyers 95] for the reasons).

Distributed disjunctions provide a restricted way to use coreferences to outside disjunction alternatives (Section 4.6.10).

An example of disjunctions in a type definition:

```
person-1-or-2 := [ SYN person-number-type & [ PERSON 1 ] |
                  person-number-type & [ PERSON 2 ] ] .
```

The resulting feature structure is

$$\left[\begin{array}{l} person-1-or-2 \\ SYN \left\{ \begin{array}{l} [person-number-type] \\ [PERSON 1] \\ [person-number-type] \\ [PERSON 2] \end{array} \right\} \end{array} \right]$$

Another more local specification of the same disjunction would be

```
person-1-or-2 := [ SYN person-number-type & [ PERSON 1 | 2 ] ] .
```

The resulting feature structure is

$$\left[\begin{array}{l} person-1-or-2 \\ SYN \left[\begin{array}{l} person-number-type \\ PERSON \left\{ \begin{array}{l} 1 \\ 2 \end{array} \right\} \end{array} \right] \end{array} \right]$$

Disjunctions at the top level of a type definition introduce disjunctive types (depicted as bold edges in the *TDC* grapher). Arbitrary combinations of sorts, atoms, and feature structure types are allowed. Example:

`*list* := *null* | *cons*. ;;` where `*null*` is a sort, `*cons*` an avm

The resulting feature structure (after type expansion) is:

$$\left\{ \begin{array}{l} [*cons*] \\ \text{FIRST } [] \\ \text{REST } [] \\ [*null*] \end{array} \right\}$$

The only case where no disjunctive edges are introduced in the type hierarchy is a disjunction of pure atoms, e.g.,

`num := 1 | 2 | 3.`

$$\left\{ \begin{array}{l} 1 \\ 2 \\ 3 \end{array} \right\}$$

^ instead of | means exclusive-or. Disjoint type partitions can be declared in the declare environment (Section 4.5).

4.6.10 Distributed Disjunctions

A very useful feature of *TDC*, implemented in the underlying unification system *UDiWe*, is distributed (or named) disjunction [Eisele & Dörre 90]. This kind of disjunction has a specification restricted to a local domain, although it may affect more than one attribute. The main advantage of distributed disjunction is a more succinct representation. Consider the following example:

$$\left[\begin{array}{l} \textit{season-trigger} \\ \text{SEASON \%1} \left\{ \begin{array}{l} \text{"spring"} \\ \text{"summer"} \\ \text{"fall"} \\ \text{"winter"} \end{array} \right\} \\ \text{NUMBER \%1} \left\{ \begin{array}{l} 1 \\ 2 \\ 3 \\ 4 \end{array} \right\} \end{array} \right]$$

This structure has been generated by the following *TDC* expression:

```
season-trigger := [ SEASON %1("spring", "summer", "fall", "winter"),
                   NUMBER %1( 1 , 2 , 3 , 4 ) ].
```

When a structure of type *season-trigger* is unified with the structure `[SEASON "summer" | "fall"]`, the value of attribute `NUMBER` become `2 | 3`, i.e., the value of attribute `SEASON` triggers the value of attribute `NUMBER`, and vice versa.

The syntax of the alternative list in distributed disjunctions is

$$\%i(a_{i_1}, \dots, a_{i_n})$$

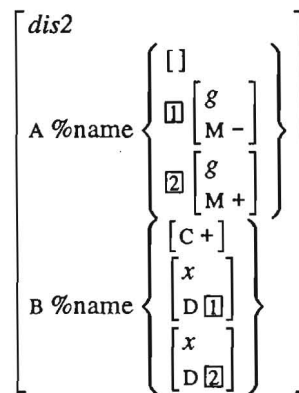
where i is an integer number or a symbol, the disjunction index for each group of distributed disjunctions (`%1` in the example). More than two alternative lists per index are allowed. All alternative lists with the same index must have the same number (n) of alternatives. The disjunction index is local in every type definition and is normalized to a unique index when unification of feature structures takes place.

In general, if alternative a_i , ($1 \leq j \leq n$) does not fail, it selects the corresponding alternative b_i , c_i , \dots in all other alternative lists with the same disjunction index i .

As in the case of simple disjunctions, disjunction alternatives must not contain coreferences referring to values outside the alternative itself. But for distributed disjunctions, there is an exception to this restriction: disjunction alternatives may contain coreferences to values in another distributed disjunction if both disjunctions have the same disjunction index and the alternative containing the coreference has the same position in the disjunction alternative list.

An example of such a distributed disjunctions with coreferences is:

```
dis2 := [ a %name( [ ] , #1 , #2 ),
          b %name( [c +], x&[d #1 g&[m -]], x&[d #2 g&[m +]] ) ].
```

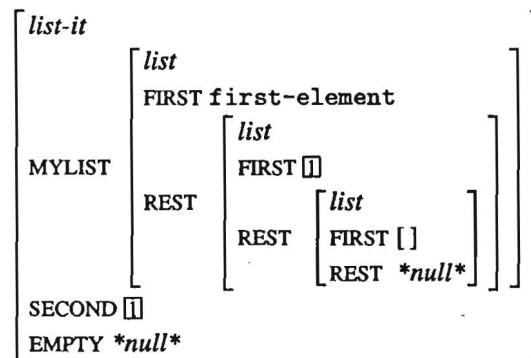


4.6.11 Lists

In *TDC*, lists are represented as first-rest structures with distinguished attributes *FIRST* and *REST*, where the sort **null** at the last *REST* attribute indicates the end of a list (and, of course, the empty list). The input of lists can be abbreviated by using the *<>* syntax which is only syntactic sugar.

```
list-it := [ MYLIST < first-element, #second, [ ] >,
             SECOND #second,
             EMPTY <> ].
```

The resulting feature structure is



Dotted pair lists can be defined à la LISP, e.g.

```
dot-list := [ DOTLIST < first-element, second . #rest >,
             DOTREST #rest ].
```


The resulting feature structure is

$$\left[\begin{array}{l} \text{dot-list} \\ \text{DOTLIST} \\ \text{DOTREST } [] \end{array} \left[\begin{array}{l} \text{list} \\ \text{FIRST first-element} \\ \text{REST } \left[\begin{array}{l} \text{list} \\ \text{FIRST second} \\ \text{REST } [] \end{array} \right] \end{array} \right] \right]$$

Lists with open end can be defined by using `...` as the last element. The value of the last REST attribute will be `[]` (top).

In addition, the `<...>` notation can be combined with type and length restrictions. The general syntax is

$$\langle \dots \rangle [: (\text{restriction}) | : \text{type} [: (\text{minlength}, \text{maxlength}) | : \text{length}]]$$

The following definition produces a list with element type `x` of length 0, 1 or 2 at the top level attribute `a`.

`list012-of-x := [a <...>:x:(0,2)]`.

$$\left[\begin{array}{l} \text{A} \\ \text{A} \end{array} \left\{ \begin{array}{l} \left[\begin{array}{l} *cons* \\ \text{FIRST } x \\ \text{REST } \left[\begin{array}{l} *cons* \\ \text{FIRST } x \\ \text{REST } *null* \end{array} \right] \end{array} \right] \\ \left[\begin{array}{l} *cons* \\ \text{FIRST } x \\ \text{REST } *null* \end{array} \right] \\ *null* \end{array} \right\} \right]$$

4.6.12 Difference Lists

Difference lists are first-rest structures with distinguished attributes FIRST and REST, and a special LAST attribute at the top level, which shares the value with the last REST attribute.

Difference lists permit appending of list structures without requiring an append type or an append relation. In *TDC*, the elements of difference lists may be enclosed in `<! !>` as an abbreviation. Example:

`difflist3 := <! [], [], [] !>`.

$$\left[\begin{array}{l} \text{difflist3} \\ \text{LIST} \\ \text{LAST } [] \end{array} \left[\begin{array}{l} *cons* \\ \text{FIRST } [] \\ \text{REST } \left[\begin{array}{l} *cons* \\ \text{FIRST } [] \\ \text{REST } \left[\begin{array}{l} *cons* \\ \text{FIRST } [] \\ \text{REST } [] \end{array} \right] \end{array} \right] \end{array} \right] \right]$$

4.6.13 Negation

The \sim sign indicates negation. Example:

```
not-mas-type := [ GENDER  $\sim$ 'mas ].
```

The resulting feature structure is

$$\left[\begin{array}{l} \text{not-mas-type} \\ \text{GENDER } \neg \text{mas} \end{array} \right]$$

Negation of types will be pushed down to atoms according the schema of [Smolka 88; Smolka 89].

If **list** list is defined as in the `tdl-built-ins.tdl` file (page 4.2), the definition

```
notlist :=  $\sim$  *list*.
```

will result in the following (expanded) structure:

$$\left\{ \begin{array}{l} \left[\neg *cons* \wedge \neg *null* \right] \\ \left[\begin{array}{l} \neg *null* \\ \text{FIRST } *undef* \end{array} \right] \\ \left[\begin{array}{l} \neg *null* \\ \text{REST } *undef* \end{array} \right] \end{array} \right\}$$

Here **undef** indicates undefined attributes. It is an atom that unifies with nothing else.

4.6.14 External Coreference Constraints

Instead of specifying the values of coreferences within a feature structure, it is also possible to add a list of such constraints at the end of a feature type definition. The syntax is

```
...where ( constraint { , constraint }* ).
```

where *constraint* \rightarrow *#coref-name* = {*function-call* | *disjunction*}

Here, '...' mean the body of a type, instance or template definition. External coreference constraints are pure syntactic sugar, but may be useful, e.g. for expressing the identity of coreferences in very complex definitions, or as variables, e.g. `where (#8 = #9, #undef = *undef*)`. *function-call* is explained in the following section.

4.6.15 Functional Constraints

Functional constraints define the value of an attribute on the basis of a function which has to be defined and computed outside the *TDC* system.

The syntax of functional constraints is similar to that of external coreference constraints, i.e., functional constraints must be specified outside a feature structure, but are connected with it through a coreference tag, cf. last section.

```
function-call  $\rightarrow$  function-name ( disjunction { , disjunction }* )
```

String concatenation is a nice example of the use of functional constraints:

```
add-prefix := [ WORD #word,
                PREFIX #prefix,
                WHOLE #whole ]
              where (#whole = String-Append (#prefix, #word)).
```

The definition of the LISP function `String-Append` is shown in the example in Section 4.11. The usual representation for functional constraints is:

$$\left[\begin{array}{l} \text{add-prefix} \\ \text{WORD } \textcircled{1} \\ \text{PREFIX } \textcircled{2} \\ \text{WHOLE } \textcircled{3} \end{array} \right]$$

Functional Constraints:

③ = String-Append(②, ①)

The evaluation of functional constraints will be postponed until all parameters are instantiated (residuation; cf. [Ait-Kaci & Nasr 86; Smolka 91] for theoretical backgrounds). The evaluation can be enforced by using the function EVAL-CONSTRAINTS of the UNIFY package. Further details are described in [Backofen & Weyers 95].

4.6.16 Template Calls

Templates are pure textual macros which allow specification of (parts of) type or instance definitions by means of some shorthand. The *definition* of templates will be explained in Section 4.8. A template *call* simply means the syntactic replacement of a template name by its definition and possibly given parameters. Thus we restrict templates to be non-recursive.

The syntax of template calls is

@templ-name ([templ-par { , templ-par }*])

where a *templ-par* is a pair consisting of a parameter name (starting with the \$ character), followed by =, and a value. All occurrences of the parameter name will be replaced by the value given in the template call or by the default value given in the template definition. See Section 4.8 for further details and examples.

4.6.17 Nonmonotonicity and Value Restrictions

TDC supports nonmonotonic definitions for avm types and instances, called single link overwriting (SLO). A type can be overwritten by a set of paths with associated overwrite values. The general syntax for nonmonotonic definitions is

identifier != nonmonotonic [where (constraint { , constraint }*)] { , option }* .

where

nonmonotonic → type & [overwrite-path { , overwrite-path }*]

and

overwrite-path → identifier { . identifier }* disjunction

This feature of *TDC* can be used to model defaults. A special extension of typed unification will handle nonmonotonic unification in a future version of *TDC* [Krieger 93]. Currently, one has to be careful when using this feature. A suitable application would be lexical types that normally will not be unified with a nonmonotonically defined lexicon entry.

Note that the [...] syntax denotes a set of overwrite paths with associated overwrite values. This is different from the [...] notation known from avm type or instance definitions, because everything following a path specification *identifier { . identifier }** is the overwrite value and will replace *all* inherited information at this path.

```
begin :type.
  a := [ person_x : integer, person_y : integer ].
  b := a & [ person_x 1 | 2, person_y 1 | 2 ].
  c != b & [ person_x 3 ].
  d != b & [ person_x "three" ].   ;; error: restriction violated
end :type.
```

The expanded prototype of *c* is

$$\left[\begin{array}{l} c \\ \text{PERSON_X } 3 \\ \text{PERSON_Y } \left\{ \begin{array}{l} 1 \\ 2 \end{array} \right\} \end{array} \right]$$

If *TDC* has been compiled with the `#+TDL-Restriction` compiler option, the `:restriction` type specification at attributes will be checked before paths are overwritten. If an overwrite value is not equal to or more specialized than the type specified in the definition of the structure to be overwritten, an error will be signaled:

```
Error: Restriction INTEGER is inconsistent with overwrite value
      (:ATOM "three") under path PERSON_X in D
Restart actions (select using :continue):
0: Continue; overwrite restriction anyway.
```

4.6.18 Rules

Different parsers use different representations for rules. The `-->` syntax allows abstraction from the internal representation of rules as feature structures. A user-definable function is responsible for translating the abstract representation into the desired format. Rules can be defined as types and as instances. A sophisticated representation of rules, e.g., as used in the DISCO system, even allows inheritance from rule types. Rule definition syntax is

```
identifier := disjunction --> list [ where ( constraint { , constraint } * ) ] .
```

where *disjunction* represents the left hand side of the rule and *list* contains the right hand side in the *TDC* list syntax. Examples:

```
*rule* :=                               ;;; the most general rule type
  [ ] --> < ... >.
binary-rule :=                           ;;; some silly examples to show
  *rule* --> < [ ], [ ] >.             ;;; what is possible
np :=
  binary-rule --> < Det, Noun >.       ;;; rule inheritance
xp :=
  yp & zp --> < Cat1, Cat2, ... >.
ap :=
  (bp & cp) | ~dp --> < #1 & Cat1,
                      Cat2,
                      #1 >.
tp := sp & [attr #a & foo] --> < fee,
                               fum & [rtta #a & #b],
                               fuu & #b >.
```

We show two kinds of representation of the rules here, taking the `np` type from above.

$$np \Rightarrow \left[\begin{array}{l} \textit{binary-rule} \\ \left[\begin{array}{l} *cons* \\ \text{FIRST } \textit{det} \\ \text{REST } \left[\begin{array}{l} *cons* \\ \text{FIRST } \textit{noun} \\ \text{REST } *null* \end{array} \right] \end{array} \right] \end{array} \right] \quad \text{internal representation of the DISCO parser}$$

$$np \Rightarrow \left[\begin{array}{l} *cons* \\ \text{FIRST } \textit{binary-rule} \\ \text{REST } \left[\begin{array}{l} *cons* \\ \text{FIRST } \textit{det} \\ \text{REST } \left[\begin{array}{l} *cons* \\ \text{FIRST } \textit{noun} \\ \text{REST } *null* \end{array} \right] \end{array} \right] \end{array} \right] \quad \text{internal representation of another parser}$$

The name of the function that generates features structures from the rule syntax can be set in the global variable `*WHICH-PARSER*`, its default value is the symbol `TDL-PARSE::CONSTRUCT-BERNIE` for the DISCO parser.

4.7 Optional Keywords in Definitions

For external use, *TDC* provides a number of optional specifications which are basically irrelevant to the grammar (except for controlled expansion). If the optional keywords are not specified, default values will be assumed by the *TDC* control system. Optional keywords are `author:`, `doc:`, `date:`, `status:`, and `expand-control:`. If a keyword is given, it must be followed by a value.

The values of `author:`, `doc:` and `date:` must be strings. The default value of `author:` is defined in the global variable `*DEFAULT-AUTHOR*`. The default value of `doc:` is defined in the global variable `*DEFAULT-DOCUMENTATION*` (see Section 5). The value of `date:` is a string containing the current time and date. If not specified, this string will be automatically generated by the system.

The `status:` information is necessary if the grammar is to be processed by the DISCO parser. It distinguishes between different categories of types and type instances, e.g., lexical entries, rules or root nodes. If the `status:` keyword is given, the status value of the type will become the specified one. If no status option is given, the status will be inherited from the supertype, or be `:unknown`, if the supertype is the top type of the type hierarchy.

The `expand-control:` keyword can be used to specify control information for type expansion. It has the same effects as the `defcontrol` statement for *type* with index `nil`, see Section 4.10.

4.8 Template Environment and Template Definitions

A template environment starts with

```
begin :template.
```

and ends with

```
end :template.
```

It may appear anywhere within a domain environment, and may contain arbitrary template definitions, environments and *TDC* statements.

Templates in *TDC* are what parametrized macros in programming languages are: syntactic replacement of a template name by its definition and (possibly) replacement of given parameters in the definition. In addition, the specification of default values for template parameters is possible in the template definition. Templates are very useful in writing grammars that are modular; they can also keep definitions independent (as far as possible) from specific grammar theories.

Note that template definitions must not be recursive. Recursive definitions are only allowed for *avm* types.

The general syntax of a *TDC* template definition is

```
templ-name ( [templ-par { , templ-par}* ] ) := body { , option}* .
```

where *templ-par* is a pair consisting of a parameter name (starting with the `$` character), followed by `=`, and a default value. All occurrences of the parameter name will be replaced by the value given in the template call or by the default value given in the template definition. *body* can be a complex description as in type definitions.

Example: *The template definition*

```
a-template ($inherit = *avm*, $attrib = PHON, $value) :=
    $inherit & [ $attrib #1 & $value,
                COPY    #1 ].
```

makes it possible to generate the following types using template calls:

```
top-level-call := @a-template () .
```

is a top-level template call which will result in the feature structure:

$$\left[\begin{array}{l} \textit{top-level-call} \\ \text{PHON } \boxed{} \\ \text{COPY } \boxed{} \end{array} \right]$$

while

```
inside-call := [ top-attrib @a-template ($value = "hello",
                                     $attrib = MY-PHON) ].
```

is a template call inside a feature type definition which will result in the feature structure:

$$\left[\begin{array}{l} \textit{inside-call} \\ \text{TOP-ATTRIB } \left[\begin{array}{l} \textit{*avm*} \\ \text{MY-PHON "hello"} \\ \text{COPY "hello"} \end{array} \right] \end{array} \right]$$

Disjunction and coreference names in template definitions are local to each template expansion. In this sense, templates are similar to COMMON LISP macros.

*{options}** in template definitions are the optional keywords `author:`, `date:` and `doc:`. If used, a keyword must be followed by a string. The default value for the `author:` string is defined in the global variable `*DEFAULT-AUTHOR*`. The default value for the `doc:` string is defined in the global variable `*DEFAULT-DOCUMENTATION*` (see Section 5). The default value for `date:` is a string containing the current time and date.

Section 5.17 describes the function `describe-template` which prints information about template definitions.

4.9 Instance Environment and Instance Definitions

A type environment starts with

```
begin :instance.
```

and ends with

```
end :instance.
```

It may appear anywhere within a domain environment, and may contain arbitrary instance definitions, environments and TDC statements.

An instance definition is similar to a type definition, but instances are not part of the type hierarchy although they can inherit from types. For instance, each lexical entry will typically be an instance of a more general type, e.g., *intransitive-verb-type* with additional specific graphemic and semantic information. The idea is to keep the type lattice as small as possible. The distinction between types and instances is similar to that of classes and instances in object oriented programming languages, e.g., CLOS.

Instances are not inserted into the TDC type hierarchy. In general, instances are objects (feature structures) which can be used by the parser. It is possible to create several instances of the same type with different or the same instance-specific information.

The general syntax of a TDC instance definition⁵ is

```
instance-name := body { , option }* .
```

body can be a complex description as in type definitions. *options* in instance definitions are the optional keywords `author:`, `doc:`, `date:`, and `status:`.

If the same name is given more than once for an instance of the same type, the old instances will not be destroyed and the parser is responsible for the access to all instances. This behavior can be controlled by the global variable `*ACCUMULATE-INSTANCE-DEFINITIONS*`.

⁵For nonmonotonic definitions see section 4.6.17.

If the `status:` keyword is given, the status value of the instance will become the specified one. If no status option is given, the status will be inherited from the top level types.

The values of `author:`, `doc:` and `date:` must be strings. The default value of `author:` is defined in the global variable `*DEFAULT-AUTHOR*`. The default value of `doc:` is defined in the global variable `*DEFAULT-DOCUMENTATION*` (see Section 5). The default of `date:` is the current time and date.

4.10 Control Environment

A control environment starts with

```
begin :control.
```

and ends with

```
end :control.
```

It may appear anywhere within a domain environment, and must be enclosed directly by either an instance or a type environment. It may contain arbitrary control definitions, other environments and *TDC* statements. The control environment is supported only for the sake of clarity in order to structure a *TDC* grammar. The environment itself is completely syntactic sugar. Control information can be given either in a type or instance definition by the optional `:expand-control` keyword, or through the `defcontrol` statement in a type or instance environment. The control environment additionally allows specification of control information separately from the type or instance definitions, e.g., in a separate file.

Note that the control environment needs to be enclosed by a domain environment *and* either a type or an instance environment, depending on what kind of definitions are to be expanded

The macro

```
defcontrol { type | instance | :global } expand-control [:index number] .
```

defines control information for the expansion of a *type* or an *instance*. For further details see section 5.4.

4.11 Lisp Environment

A LISP environment starts with

```
begin :lisp.
```

and ends with

```
end :lisp.
```

The LISP environment allows insertion arbitrary LISP code into *TDC* grammars. Example:

```
begin :lisp.
  (DEFUN String-Append (&rest args)
    (APPLY #'CONCATENATE 'STRING args))
end :lisp.
```

This DEFUN defines the function `String-Append` used in the example of Section 4.6.15.

There is also a short notation for evaluating LISP expressions from *TDC*: The macro

```
leval Common Lisp Expression .
```

evaluates *Common Lisp Expression* in any environment. For the sake of clarity, we recommend using this statement only in the interactive mode. Example:

```
leval (LOAD-SYSTEM "my-parser").
```

4.12 Comments

`;` after an arbitrary token or at the beginning of a line inserts a comment which will be ignored by the *TDC* reader until end of line. A comment associated with a specific type, template or instance definition should be given in the `doc:` string at the end of the definition.

`#|` and `|#` can be used to comment regions (as in COMMON LISP).

5 Useful Functions, Switches, and Variables

The following functions and global variables are defined in the package TDL and are made public to all user-defined domains (implemented by COMMON LISP packages) via `use-package`. This is done automatically in the function `defdomain`.

5.1 Global Switches and Variables

The following global LISP variables can be set by the user. Switches are set to `t` for ON or `nil` for OFF.

- Global variable `*AND-OPEN-WORLD-REASONING-P*` *default value: t*
possible values: t or nil
 This variable controls whether avm types live in an open or in closed world. Cf. [Krieger & Schäfer 94a].
- Global variable `*SIGNAL-BOTTOM-P*` *default value: t*
possible values: t or nil
 If `t`, an error is signaled if the conjunction of two types is bottom.
- Global variable `*IGNORE-BOTTOM-P*` *default value: nil*
possible values: t or nil
 If `t`, typed unification skips over bottom. The result of an inconsistent type conjunction will be the bottom type, and feature unification will be continued as if the conjunction would be consistent. This is useful to debug a grammar.
- Global variable `*WARN-IF-TYPE-DOES-NOT-EXIST*` *default value: t*
possible values: t or nil
 This variable controls whether a warning will be given if a type definition contains the name of an undefined type in its body.
- Global variable `*WARN-IF-REDEFINE-TYPE*` *default value: t*
possible values: t or nil
 This variable controls whether a warning will be signaled if a type already exists and is about to be redefined.
- Global variable `*ACCUMULATE-INSTANCE-DEFINITIONS*` *default value: nil*
possible values: t or nil
 If `t`, redefining an instance will push the new definition onto a stack. Otherwise, new definitions will replace older ones.
- Global variable `*DEFAULT-AUTHOR*` *default value: ""*
possible values: string
 This variable should contain the name of the grammar author or lexicon writer. It will be used as default value for the optional keyword `author:` in type, template and instance definitions.
- Global variable `*DEFAULT-DOCUMENTATION*` *default value: ""*
possible values: string
 This parameter specifies the default documentation string for type, template and instance definitions. It will be used as default value for the optional keyword `doc:` in type, template and instance definitions.
- Global variable `*VERBOSE-P*` *default value: nil*
possible values: t or nil
 This parameter specifies the verbosity behavior during processing of type definitions. If the value is `t`, a verbose output will be generated. If the value is `nil`, only the name of the (successfully) defined type will be printed in brackets, e.g., `#Avm<VERB-TYPE>`.

- Global variable **VERBOSE-READER-P** *default value: nil*
possible values: t or nil
 This parameter specifies the verbosity behavior of the *TDC* reader. If the value is *nil*, the *TDC* reader does not print values that are returned from function calls and type, instance, template definitions. Otherwise, the first return value will be printed.
- Global variable **VERBOSE-EXPANSION-P** *default value: nil*
possible values: t or nil
 This parameter specifies the verbosity behavior when type expansion takes place. If the value is *nil*, *TDC* type expansion will only print messages when types are not defined or inconsistent. Otherwise, a verbose trace of the expansion will be printed.
- Global variable **TRACE-P** *default value: nil*
possible values: t or nil
 If *t*, verbose trace information is printed by the *TDC* parser, the definition functions, and the expansion algorithm.
- Global variable **LAST-TYPE** *default value: undefined*
possible values: a type-symbol
 This variable contains the name of the last type defined. It is used by the print functions *pgp*, *plp*, *lgp*, *llp*, *fgp*, *flp*, and by *expand-type*, *delete-type*, and *reset-PROTO* when no type name is specified. The value of this variable can be changed by the user.
- Global variable **LAST-INSTANCE** *default value: undefined*
possible values: an instance-symbol
 This variable contains the name of the last instance defined. It is used by the print functions *pgi*, *pli*, *lgi*, *lli*, *fgi*, *fli*, and by *expand-instance*, *delete-instance*, and *reset-instance* when no instance name is specified. The value of this variable can be changed by the user.
- Global variable **USE-MEMOIZATION-P** *default value: t*
possible values: t or nil
 If *nil*, no memoization of simplified type expression will take place. Otherwise, the domain-specific hash tables will be used.
- Global variable **EXPAND-TYPE-P** *default value: nil*
possible values: t or nil
 If *nil*, feature structures, i.e., *avm* types and instances, will not be expanded at definition time. This saves time and space at definition time. If *t*, expansion will run on the prototypes with the control information known so far.
- Global variable **SIMPLIFY-FS-P** *default value: t*
possible values: t or nil
 If not *nil*, feature structure simplification will be performed at the end of type or instance expansion. Feature structure simplification may remove unnecessary fails in disjunctions, and hence may speed up subsequent unifications.
- Global variable **BUILD-INTERMEDIATE-TYPES-P** *default value: nil*
possible values: t or nil
 This global variable controls whether *TDC* introduces intermediate types for certain complex formulae recognized during the parsing of type definitions which, however, are not specified by the user, i.e., these types will not occur on the left side of a type definition. If the value is *t*, intermediate types will always be created (at any level of a feature structure). If *nil*, intermediate types are not created, except for the top level of a type definition in order to classify the new type correctly.
- Global variable **USE-INTERMEDIATE-TYPES-P** *default value: t*
possible values: t or nil
 This global variable controls whether intermediate types generated at definition or at run time will be

used as abbreviations during typing, If `nil`, intermediate type will not be used. This variable will be used in type definitions as well as in instance definitions.

- Global variable `*CREATE-LEXICAL-TYPES-P*` *default value: t*
possible values: t or nil
 If `t`, `TDC` will be forced to introduce an intermediate type at the top level of an instance definition (if necessary). At all other levels of an instance definition, the variables `*BUILD-INTERMEDIATE-TYPES-P*` and `*USE-INTERMEDIATE-TYPES-P*` control the behavior of intermediate type generation.

- Global variable `*WARN-UNIFICATION-P*` *default value: nil*
possible values: t or nil
 Normally, no unification takes place at definition time. But there are some infrequent cases, e.g., if the grammar writer specifies a conjunction of two feature structures (`[a [b x]] & [b y]`), which make unification necessary. If `*WARN-UNIFICATION-P*` is `nil`, no warning will be given when unification is performed.

- Global variable `*SOURCE-GRAMMAR*` *default value: user's home directory pathname*
possible values: a pathname
 This variable contains the default prefix for grammar files, if no absolute pathname is specified for *filename* in the `include` statement.

- Global variable `*LOAD-BUILT-INS-P*` *default value: t*
possible values: t or nil
 This variable contains the default value for the `:load-built-ins-p` keyword in the `include` statement.

- Global variable `*WARN-NORMAL-FORM-P*` *default value: nil*
possible values: t or nil
 This variable determines whether a warning is given if a `TDC` expression is not in normal form (only at definition time). If `nil`, no such warning will be given.

- Global variable `*UPDATE-GRAPHER-OUTPUT-P*` *default value: nil*
possible values: t or nil
 This variable controls whether an automatic redraw is performed on the grapher when a type is (re)defined. If `nil`, no automatic redraw will be done.

- Global variable `*NORMALFORM-OPERATOR-SYMBOL*` *default value: :and*
possible values: :and or :or
 This variable contains the operator for the normal form of type expressions. Either disjunctive or conjunctive normal form is possible.

- Global variable `*TOP-SYMBOL*` *default value: *TOP**
possible values: a symbol
 This variable contains the name for the top type of type hierarchies. This is the default for the `:top` keyword in the `defdomain` function.

- Global variable `*BOTTOM-SYMBOL*` *default value: *BOTTOM**
possible values: a symbol
 This variable contains the name for the bottom type of type hierarchies. This is the default for the `:top` keyword in the `defdomain` function. It is also used for the generation of symbol names for bottom types.

- Global variable `*TOP-SORT*` *default value: *SORT**
possible values: a symbol
 This variable contains the name for the top sort of type hierarchies. This is the default for the declaration of sorts if no super-sort is specified.

- Global variable `*LIST-TYPE-SYMBOL*` *default value: *LIST**
possible values: a symbol
 This variable contains the name for the first/rest list type.
- Global variable `*CONS-TYPE-SYMBOL*` *default value: *CONS**
possible values: a symbol
 This variable contains the name for the first/rest cons type.
- Global variable `*DIFF-LIST-TYPE-SYMBOL*` *default value: *DIFF-LIST**
possible values: a symbol
 This variable contains the name for the difference list type.
- Global variable `*END-OF-LIST*` *default value: *NULL**
possible values: a symbol
 This variable contains the name for the end-of-list type (sort).
- Global variable `*FIRST-IN-LIST*` *default value: FIRST*
possible values: a symbol
 This variable contains the name for the FIRST attribute in first/rest lists.
- Global variable `*REST-IN-LIST*` *default value: REST*
possible values: a symbol
 This variable contains the name for the REST attribute in first/rest lists.
- Global variable `*LAST-IN-LIST*` *default value: LAST*
possible values: a symbol
 This variable contains the name for the LAST attribute in difference lists.
- Global variable `*LIST-IN-LIST*` *default value: LIST*
possible values: a symbol
 This variable contains the name for the LIST attribute in difference lists.

5.2 Setting Switches and Global Variables

- macro `set-switch identifier Common-Lisp-Expression`.
 This macro sets the value of a global value with name *identifier* (cf. Section 5.1). Example:

```
<MY-DOMAIN:TYPE> set-switch *WARN-IF-TYPE-DOES-NOT-EXIST* NIL.
```
- function `print-switch identifier`.
 This function prints the value of a global variable. Example:

```
<MY-DOMAIN:TYPE> print-switch *AUTHOR*.  
""
```

5.3 Including Grammar Files

The function

```
include filename .
```

includes *TDC* grammar files. If no `begin :domain` is specified at the beginning of the file, the definitions are loaded in the current domain. `include` files may be arbitrarily nested.

filename should be a string containing a filename or a path. If no absolute *filename* path is specified, the default path of variable `*SOURCE-GRAMMAR*` is taken.

TDC filenames must have the `.tdl` extension. If no such extension is specified, it will be appended automatically.

Example:

```
<MY-DOMAIN:DECLARE> include "my-declarations".
```

is equivalent to

```
<MY-DOMAIN:DECLARE> include "my-declarations.tdl".
```

5.4 Expanding Types and Instances

Type expansion means replacing the type names in typed feature structures by their definitions. Partial expansion can be done according to the control information given by the `defcontrol` statements or the `expand-control` keywords. Default is full expansion of all types.

All expand functions store the expanded structures in the *global prototype* slot of the type or instance `infor` (cf. Section 5.8). The *local prototype* (skeleton) always remains unchanged.

5.4.1 Defining control information: `defcontrol`

The control information for the expansion algorithm may be specified globally and/or locally, either in a separate file or mixed with the type and instance definitions.

The `begin :control. ... end :control.` environment can be used to indicate control information, but this is not necessary.

The syntax of macro `defcontrol` is:

```
defcontrol { type | instance | :global } expand-control [:index index].
```

The first parameter in the `defcontrol` statement is a symbol, either the name of a type or the name of an instance (this depends on the surrounding environment), or `:global` which indicates global control information. A `defcontrol` can be anywhere in a grammar file, even before the corresponding type definitions. A newer `defcontrol` declaration (with the same *type* and *index*) will replace an older one (this is also true for global control).

5.4.2 Expanding Types and Instances: `expand-type` and `expand-instance`

The syntax is given by:

```
expand-type type [:index index] [:expand-control expand-control] .
expand-instance instance [:index index] [:expand-control expand-control] .
expand-all-types [:index index] [:expand-control expand-control] .
expand-all-instances [:index index] [:expand-control expand-control] .
```

Additional internal functions such as `expand-fs` exist in order to destructively expand anonymous feature structure or parts of it, e.g., from within a parser, etc.

The *index* parameter may be used to define different prototypes of the same type that are (possibly) only partially expanded. Each prototype needs its own `defcontrol`.

The indexed prototypes of a type can be 'spliced' into a feature structure through type expansion using the `:expand-only` or `:expand` slot of the control information.

Instance indices (only integers are allowed) can be used to define different levels of expanded lexicon entries, etc.

The default index is `nil` which is the standard prototype. If no special control information is given (locally or globally), the `nil` index specifies a fully expanded prototype.

The `:skeleton` index may be useful at the `:expand-only` or `:expand` slot. It denotes the unexpanded definition of a type (its skeleton). `:skeleton` cannot be used as an argument for the `defcontrol` keyword `:index`, because a skeleton is always unexpanded and expansion is permitted.

`expand-type` will generate a new prototype with index *index* from a copy of the `:skeleton` of type *type* if this index does not exist. If it exists, and is not already fully expanded, it will be expanded again.

5.4.3 The Syntax of `expand-control`

If `expand-control` is specified for `expand-instance` or `expand-type`, the values of slots that are omitted will be inherited from global control. Control information which has been defined for the type or instance with the same index will be ignored.

If some slots in `defcontrol :global` are omitted, they will be taken from global variables with corresponding names: `*MAXDEPTH*`, `*ATTRIBUTE-PREFERENCE*`, `*EXPAND-FUNCTION*`, `*RESOLVED-PREDICATE*`, `*IGNORE-GLOBAL-CONTROL*`, `*ASK-DISJ-PREFERENCE*`, `*USE-DISJ-HEURISTICS*`, or

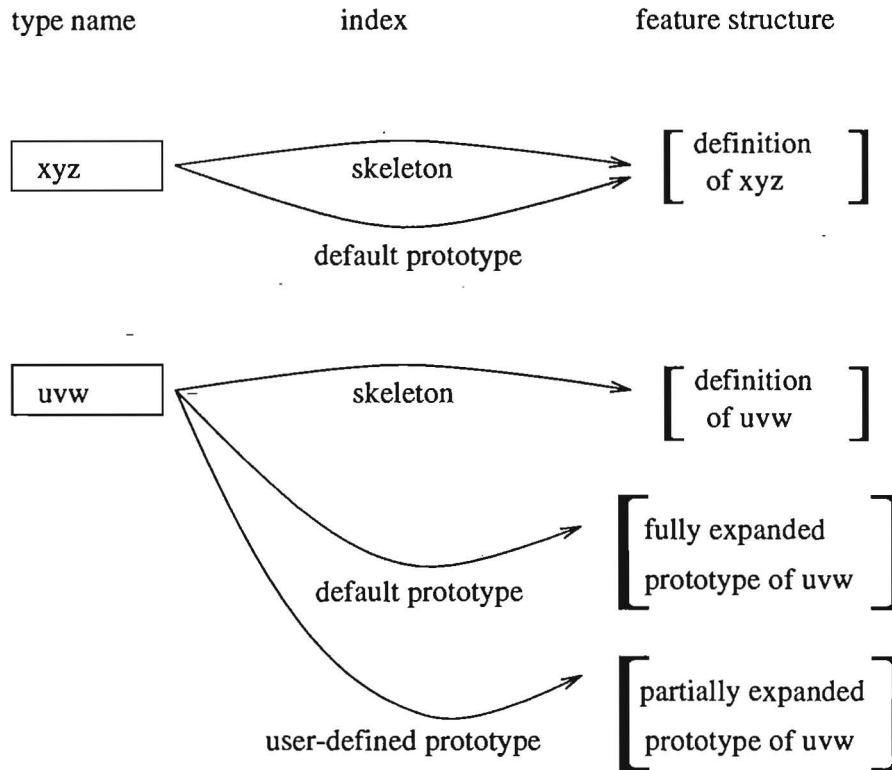


Figure 2: *Types, skeletons, prototypes and indices: Type xyz's prototype is either unexpanded or contains no avm types. Thus, its prototypical feature structure is identical with its definition (skeleton). Type uvw has a (fully) expanded prototype and a user-defined prototype which are both (possibly partially) expanded copies of uvw's skeleton feature structure.*

USE-CONJ-HEURISTICS. Their value can be set with `set-switch`. The global switch ***VERBOSE-EXPANSION-P*** can be set to `t` for verbose trace of type expansion. Default value is `nil` (quiet). If some slots in local `expand-control` are omitted, they will be inferred from global `expand-control`. The syntax of `expand-control` is as follows.

```

expand-control → ( ( (:expand { ( {type | (type [index [pred]])} {path}+ ) }* ) |
                    (:expand-only { ( {type | (type [index [pred]])} {path}+ ) }* ) ) |
                    [ (:delay { ( {type | (type [pred])} {path}+ ) }* ) ] |
                    [ (:maxdepth integer ) ] |
                    [ (:ask-disj-preference {t | nil} ) ] |
                    [ (:attribute-preference {identifier}* ) ] |
                    [ (:use-conj-heuristics {t | nil} ) ] |
                    [ (:use-disj-heuristics {t | nil} ) ] |
                    [ (:expand-function {depth | types} -first-expand ) ] |
                    [ (:resolved-predicate {resolved-p | always-false | ...} ) ] |
                    [ (:ignore-global-control {t | nil} ) ]
                    )
path → {identifier | pattern} { . {identifier | pattern} }*
pattern → ? | * | + | ?[identifier][?[*|+]]
pred → eq | subsumes | extends | ...
index → integer for instances
         integer | identifier | string for avm types

```

Now we describe the *expand-control* slots.

- `:expand-function`

This slot specifies the basic expansion algorithm. The default expansion algorithm is `depth-first-expand` with prototype memoization and a special treatment of recursive types (a combination of breadth first for recursive and depth first for non-recursive types).

The alternative is a combined ‘types-first’ algorithm for non-recursive types and breadth first for recursive types. This ‘types-first’ algorithm is advantageous only if feature structures with many delayed types are to be fully expanded (e.g., at run time). The behavior for recursive types is the same as with the proper depth first algorithm. (`:expand-function types-first-expand`) selects the ‘types-first’ algorithm.

- `:delay`

The delay slot specifies a list of types whose expansion is deferred. For each type, a comparison predicate *pred* (`eq`, `subsumes`, `extends`, or user-defined, default is `eq`) and a list of paths or path patterns can be defined.

Path patterns can facilitate path specifications. `*` denotes zero or more features, `+` one or more features, `?` exactly one feature. In each case, the prefix *?identifier* can be used to define variables for features or path segments. The variables are local to each path pattern. *?identifier* without a `*`, `+`, or `?` suffix is the same as *?identifier?*, i.e., one feature variable. Example:

```
defcontrol mytype ((:delay (vtype syn.loc.* sem.?x.head.?x)
                          ((ntype subsumes) *)))
                 :index 42.
```

Here, expansion of the type `vtype` will be delayed under all paths which start with `syn.loc` and all paths which start with `sem`, then an arbitrary feature (bound to variable `x`), then `head`, then the second feature again (constraint by variable `x`). Expansion of the type `ntype` and all its subtypes will be delayed under all paths.

- `:expand-only` and `:expand`

There are two mutually exclusive type expansion modes. If the `:expand-only` list is specified, only types in this list will be expanded, all others will be delayed. If the `:expand` list is specified, all types will be expanded. Types not mentioned in the list will be expanded using the default prototype index `nil`, i.e., fully, if not specified otherwise.

In both cases, the types in the `:delay` list will be delayed anyway.

index specifies the index of the prototype to be spliced in. *pred* is as described in the paragraph before (`:delay`).

- `:maxdepth`

If (`:maxdepth integer`) is specified, all types at paths longer than *integer* will be delayed anyway. This feature may be used as a brute force method to stop infinite expansion.

- `:attribute-preference`

This slot defines a partial order on attributes. The sub-feature structures at the leftmost attributes will be expanded first. This may speed up expansion if no numerical preference data is available. Example:

```
defcontrol :global ((:attribute-preference first rest last head-dtr
                    comp-dtrs front back)).
```

- `:ask-disj-preference`

If this flag is set to `t`, the expansion algorithm interactively asks for the order in which disjunction alternatives should be expanded. Example:

```

Ask-Disj-Preference in G under path X
The following disjunctions are unexpanded:
Alternative 1:
  (:Type A :Expanded NIL) []
Alternative 2:
  (:Type B :Expanded NIL) []

```

Which alternative in G under path X should be expanded next (1, 2, or 0 to leave them unexpanded, or :all to expand all alternatives in this order, or :quiet to continue without asking again in G) ? _

- :use-conj-heuristics and :use-disj-heuristics

[Uzkoreit 91] suggested that exploitation of numerical preference information for features and disjunctions would speed up unification. These slots control the use of this information in conjunctive and disjunctive structures respectively.

- :resolved-predicate

This slot specifies a user definable predicate that may be used to stop recursion. The description of such predicates is rather complex and is omitted here. The default predicate is `always-false` which will make the expansion algorithm complete (if no delay or maxdepth restriction is given, of course).

- :ignore-global-control

If this flag has value `t`, the values of the three globally specified lists `:expand-only`, `:expand`, `:delay` will be ignored. If `nil`, locally and globally specified lists will be taken into account.

5.4.4 Printing Control Information

The *TDC* statement (macro)

```
print-control { type | instance | :global } .
```

prints the control information in an internal format with path patterns replaced by a special syntax.

```
function print-recursive-sccs [:domain domain] .
```

prints the strongly connected components of the recursive dependency graph computed so far. It contains recursive types recognized so far (by type expansion). Example:

```
print-recursive-sccs.
((CONS* *LIST*) (APPEND APPEND1))
```

5.4.5 How to Stop Recursion

Type expansion with recursive type definition is undecidable in general, i.e., there is no complete algorithm that halts on arbitrary input (type definitions) and decides whether a description is satisfiable or not. However, there are several ways to stop infinite expansion.

- The first method is part of the expansion algorithm. If a recursive type occurs in a typed feature structure that is to be expanded, and this type has been expanded under a subpath, and no features or other types are specified at this node, then this type will be delayed, since it would expand forever (this is called lazy expansion). An example of a recursion that stops like this is the recursive version of the `list` type (see below). A counter example, i.e., a type that will not stop without a finite input (using the default resolved predicate `always-false` and no delay pattern), is Ait-Kaci's `append` type [Ait-Kaci 86]. That's life.

Expanding `append` with finite input will stop, of course; an example of this is the last type definition in the code below.

```

defdomain :append :load-built-ins-p NIL.
begin :domain :append.
begin :declare.
  sort: *null*. ;;; the empty list
end :declare.
begin :type.
  *avm* := [ ]. ;;; the top avm type
  *list* := *null* | *cons*.
  *cons* := *avm* & [FIRST,REST *list*].

;;; Ait-Kaci's version of APPEND

append0 := *avm* & [FRONT < >,
                   BACK #1 & *list*,
                   WHOLE #1].
append1 := *avm* & [FRONT <#first . #rest1>,
                   BACK #back & *list*,
                   WHOLE <#first . #rest2>,
                   PATCH append & [FRONT #rest1,
                                   BACK #back,
                                   WHOLE #rest2]].

append := append0 | append1.

r:=append & [FRONT <'a','b>,
            BACK <'c','d>].

expand-type 'r.

```

Full expansion of `r` results in the following structure.

$$\left[\begin{array}{l}
 r \\
 \text{WHOLE } \langle 2.a.3 \langle 5.b.6 \langle c. \langle d. \langle \rangle \rangle \rangle \rangle \rangle \\
 \text{PATCH } \left[\begin{array}{l}
 \text{append1} \\
 \text{PATCH } \left[\begin{array}{l}
 \text{append0} \\
 \text{FRONT } \langle 4 \rangle \\
 \text{BACK } 6 \\
 \text{WHOLE } 6
 \end{array} \right] \\
 \text{FRONT } \langle 1 \langle 5.4 \rangle \rangle \\
 \text{BACK } 6 \\
 \text{WHOLE } 3
 \end{array} \right] \\
 \text{FRONT } \langle 2.1 \rangle \\
 \text{BACK } 6
 \end{array} \right]$$

- The second way is brute force: use the `:maxdepth` slot to cut expansion at a suitable path depth.
- The third method is to define `:delay` patterns or to select the `:expand-only` mode.
- The fourth method may work in some cases (Prolog hackers may like it): Use the `:attribute-preference` list to define the 'right' order for expansion.
- The last method is to define a suitable `:resolved-predicate` for a class of recursive types. For further details, see [Schäfer 95].

5.5 Checking Welltypedness/Appropriateness

TDC supports optional welltypedness checks at run time as well as at definition time. The appropriateness specification for a feature is inferred by the type definition of the most general type that introduces this feature. This is done by the function

```
compute-approp[:domain domain][:warn-if-not-unique {t | nil}].
```

Its optional keyword `:warn-if-not-unique` determines whether a warning is given if there is more than one most general type that introduces a feature⁶. The function is called by the two functions described below if necessary.

The function

```
print-approp[:domain domain].
```

prints the current appropriateness table of a domain. This table is comparable to the *Approp* function in [Carpenter 93, Chapter 6]. But there, it is defined $Approp : \mathcal{F} \times \mathcal{T} \mapsto \mathcal{T}$, i.e., for all features *and* types, while *TDC* stores $Approp : \mathcal{F} \mapsto \mathcal{T} \times \mathcal{T}$ only once for each feature and infers the admissible value types by a (cheap) lookup at the prototypical feature structure of the (sub)type of the type which introduces the feature.

A feature structure is welltyped if each feature has an appropriate type and if the type of its *value* is equal to or more specific than the value type of its appropriateness specification.

The welltypedness check can be done

1. at definition time. The global variable `*CHECK-WELLTYPEDNESS-P*` (values: `t` or `nil`) controls whether this check is done (`t`) or not (`nil`). This check enforces expansion at definition time.
2. at run time. The global variable `*CHECK-UNIFICATION-WELLTYPEDNESS-P*` (values: `t` or `nil`) controls whether this check is done (`t`) or not (`nil`). The global variable `*RETURN-FAIL-IF-NOT-WELLTYPED-P*` (values: `t` or `nil`) controls whether a unification failure is triggered if the unified nodes are not welltyped (`t`).
3. for a specific type or instance. The function


```
check-welltypedness [ type | instance | :all [ :instances | :avms
                                     [:domain domain] [:index index] [:verbose {t | nil}]] ].
```

 provides such a check for a single type or instance as well as for all types or instances with the specified *index*.

The global variable `*VERBOSE-WELLTYPEDNESS-CHECK-P*` controls whether a warning is given if a welltypedness check is negative (`t`).

Below we show a brief example output of `print-approp`.

```
Feature      ((Intro-Type . Value-Type)*)
-----
    QUE      ((NON-LOCAL-TYPE . *TOP*))
    SLADJ     ((NON-LOCAL-TYPE . *TOP*))
    SLASH     ((NON-LOCAL-TYPE . *TOP*))
    HOUR      ((TIME-VALUE . *TOP*))
    NON-LOC   ((NON-LOCAL . NON-LOCAL-TYPE))
    SUBJ-SC   ((SUBJ-SUBCAT-TYPE . *TOP*))
    LIST      ((*DIFF-LIST* . *TOP*))
    SEM-MOOD  ((QUESTION-SEMANTICS . SYMBOL))
    SUBCAT    ((SUBCAT-TYPE . *TOP*))
    FILLER-DTR ((FILLER-DTR-TYPE . MAX-SIGN-TYPE))
```

⁶[Carpenter 93, Chapter 6] calls such an appropriateness condition unacceptable and stipulates that there exists exactly one most general type which introduces a feature. *TDC* is not so restrictive, but the warnings can be employed to write grammars that do not make use of such 'unacceptable' appropriateness conditions. Our treatment is comparable to *polyfeatures* in CUF [Dörre & Dorna 93].

```

PFORM ((PFORM-TYPE . *TOP*))
FEM ((GENDER-VAL . *TOP*))
MAS ((GENDER-VAL . *TOP*))
RES ((DL-APPEND . *TOP*))
ARG2 ((DL-APPEND . *TOP*))
ARG1 ((DL-APPEND . *TOP*))
...

```

5.6 Deleting Types and Instance Definitions

- function `delete-type` [*type* [:domain *domain*]] .
deletes a type (avm or sort). It removes *type* from the `avm/sort` hashtable in domain *domain* and from the type hierarchy. Example:
`<MY-DOMAIN:INSTANCE> delete-type 'my-type.`
- function `delete-instance` [*instance* [:domain *domain*] [:index *number*]] .
removes *instance* with index *number* (default: 0) from the instance hashtable in domain *domain*. Example:
`<MY-DOMAIN:INSTANCE> delete-instance 'root-node :index 0.`
- function `delete-all-instances` [*domain*] .
removes all instances from the instance hashtable in domain *domain* (default: current domain). Example:
`<MY-DOMAIN:INSTANCE> delete-all-instances.`

5.7 Resetting Prototypes of Types and Instances

A global prototype is a (possibly partially) expanded feature structure of an avm type or of an instance. If a type or an instance is not expanded at all, or if its definition is already fully expanded, then the global prototype is the same as its local one (its definition or *skeleton*), i.e., they are identical.

- function `reset-proto` [*type* [:domain *domain*] [:index *index*]] .
resets the prototype of an avm type to its skeleton.
- function `reset-all-protos` [*domain*] .
resets all prototypes of all avm types in *domain*.
- function `reset-instance` [*instance* [:domain *domain*] [:index *number*]] .
resets the prototype of an instance to its skeleton.
- function `reset-all-instances` [*domain*] .
resets the prototypes of all instances in *domain*.

5.8 Accessing Internal Information (Infons)

The following functions apply a functional argument *function*, a COMMON LISP function, e.g., a print function, collector, etc., to the slots of the internal representation (infony structures) of avms, sorts, instances and templates.

domain specifies the domain (default: current domain).

name must be the name of a sort, avm, template or instance.

table may be one of `:avms` (the default) `:sorts`, `:templates`, `:instances`.

accessor may be one of the following slot accessor functions: `name` (the default), `surface`, `domain`, `intermediate`, `comment`, `author`, `date`, `value-types`, `restriction-types`, `atomic-symbols`, `attributes`, `expand-control`, `skeleton`, `prototype`, `creation-index`, `monotonic`, `overwrite-values`, `overwrite-paths`.

There is an additional accessor function `parameters` which can be applied only to template infons.

The additional accessors `class-info` and `mixed?` can only be applied to type infons.

- function `do-infon` [:name *name*] [:table *table*] [:accessor #'*accessor*]
[:function *function*] [:domain *domain*] .

applies a function to infon of *name* in *table* and *domain*. Example:

```
<MY-DOMAIN:TYPE> do-infon :name 'my-instance
                        :table :instances
                        :accessor #'author.
```

- function `do-all-infons` [:table *table*] [:accessor #'*accessor*] [:function *function*]
[:domain *domain*] .

applies a function to all infons in one table (sorts, avms, templates, instances) in one domain. Example:

```
<MY-DOMAIN:TYPE> do-all-infons :table :avms :accessor #'surface.
```

- function `print-all-names` [*table* [*domain*]] .

prints all names in one table in one domain, it is just a special case of `do-all-infons`. Example:

```
<MY-DOMAIN:TEMPLATE> print-all-names :templates.
```

5.9 Collecting and Printing Statistical Information

The *TDC* system can be compiled with or without the statistics module. If the system is compiled with statistics, the following functions are defined:

- function `print-all-statistics` [:domain *domain*] [:stream *stream*] .
prints all statistical information that is available. If *domain* is not specified, this will be done for *all* domains.
- function `print-domain-statistics` [:domain *domain*] [:stream *stream*] .
prints all statistical information that are domain specific. If *domain* is not specified, the current domain is assumed.
- function `print-expand-statistics` [:domain *domain*] [:stream *stream*] .
prints expansion statistics. If *domain* is not specified, the current domain is assumed.
- function `print-global-statistics` [:stream *stream*] .
prints all statistical information that is domain independent.
- function `print-simplify-statistics` [:domain *domain*] [:stream *stream*] .
prints type simplification statistics. If *domain* is not specified, the current domain is assumed.
- function `reset-all-statistics` [:domain *domain*] .
resets all statistical information. If *domain* is not specified, this will be done for *all* domains.
- function `reset-domain-statistics` [:domain *domain*] .
resets all statistical information that is domain specific. If *domain* is not specified, the current domain is assumed.
- function `reset-expand-statistics` [:domain *domain*] .
reset expansion statistics. If *domain* is not specified, the current domain is assumed.
- function `reset-global-statistics` .
resets all statistical information that is domain independent.
- function `reset-simplify-statistics` [:domain *domain*] .
resets type simplification statistics.

- function `count-nodes` `{type | instance | :all}`
`[:table {:avms | :instances}]`
`[:expand-p {t | nil}]`
`[:verbose {t | nil}]`
`[:domain domain]`
`[:index index]`
`[:stream stream]`
`[:filename {nil | filename}]`.

counts the number of nodes in an avm type or instance with the specified index (default is `nil` for types and 0 for instances). Instead of a name, the `:all` keyword can be specified to count all nodes in all instances or types with `index`. In this case, `:verbose t` will output the number of nodes for each type or instance. Otherwise, only the total will be printed.

The `:filename` or `:stream` argument can be used to redirect the output to a file or a stream (default: standard output). `:expand-p t` will expand structures before counting if necessary (default is `nil`). When called from LISP, the function returns 9 values (integers) in the order as below. Here is an example output:

```
Total number of nodes in all instances:
# of conj avm nodes: 13868
# of atomic nodes: 5564
# of sortal nodes: 3697
# of attributes: 24717
# of disj nodes: 644
# of disj elements: 1606
# of fail nodes: 0
# of undef nodes: 0
# of shared nodes: 2763
total # of nodes: 23773
```

If `domain` is not specified, the current domain is assumed.

5.10 Memoization

At definition time as well as at run time, type expressions are simplified (syntactically and semantically) and stored in memoization hashtables. In each domain, there are four memo tables: for conjunctive and disjunctive normal form and with and without exploiting information from the type hierarchy.

- function `clear-simplify-memo-tables` `[:domain domain] [:threshold integer]` .
clears the simplification memo tables. If the `:threshold` number is specified, only entries that have been used less than or equal to `integer` times will be removed from the memo tables. If `integer` is `nil`, all entries will be removed (default). The `:threshold` keyword is only supplied with the statistics module.
- function `print-simplify-memo-tables` `[:domain domain] [:threshold integer]` .
prints the contents of the simplification memo tables. If the `:threshold` number is specified, only entries that have been used more than `integer` times will be printed. If `integer` is `nil`, all entries will be printed (default). The `:threshold` keyword is only supplied with the statistics module.
- function `save-simplify-memo-table` `[:domain domain] [:filename string]`
`[:threshold integer]` .
saves type simplification memoization table to a file. The `:threshold` keyword is only supplied with the statistics module. All entries occurring less than `integer` times will not be saved.
- function `load-simplify-memo-table` `[:domain domain] [:filename string]` .
loads type simplification memoization table from a file (written with `tune-types` or `save-simplify-memo-table`). This may speed up subsequent unifications.

5.11 Tuning up Unification: Training Sessions

In this section, some tools will be described that may be used to speed up unification at run time. A training session is necessary

1. to extract type definitions for GLB types if the result of the unification of their expanded definitions is consistent,
2. to generate a table of sets of types that are inconsistent (or consistent) with other types (as a result of their feature constraints).

Such a training session consists of the following steps

1. load (and expand) a grammar
2. call `Start-Collect-Unified-Types`.
3. do train parses
4. call `tune-types`.

To work with the tuned types later on, simply type

1. `include "glb-types". ;;;` load the additional GLB type definitions (optional)
2. `load-simplify-memo-table :filename "cnf-memo-table"`.

before run-time. Of course, the user is responsible for updates of the files if the type hierarchy as changed.

- function `start-collect-unified-types [:domain domain]` .
This function enables a training session, resets some variables, and clears some tables.
- function `load-simplify-memo-table [:domain domain] [:filename string]` .
loads type simplification memoization table from a file (written with `tune-types` or `save-simplify-memo-table`).
- function `print-unified-types [:filename string] [:domain domain]` .
prints contents of the global hashtable `:unified-types` to screen (or to file if filename string is given).
- function `tune-types [:domain domain]`
`[:threshold integer]`
`[:unify-input-file {nil | string}]`
`[:create-glbs {nil | t}]`
`[:hashtable hashtable]`
`[:assume-consistency {nil | t}]`
`[:memo-output-file string]`
`[:glb-output-file string]` .

Main function. Either takes the current unify table (default) or loads one from file `:unify-input-file` that has been written with `print-unified-types`.

`Tune-Types` creates a `:memo-output-file` (default name "cnf-memo-table") as well as a `:glb-output-file` (default name "glb-types.tdl"). The first file can be loaded at run time with `load-simplify-memo-table`, the second one with `include`.

If `:create-glbs nil` is specified, no glb types will be introduced (default: `t`) and no glb output file will be created.

`:threshold integer` specifies a threshold for the entries in the table of unified types to be considered. Only entries that have occurred at least *integer* times will be considered (default: 0=all entries).

`:assume-consistency t` is a sensible default because it assumes that all type expressions that occur as an argument of an entry in the unify table are consistent. Otherwise it would unify (expand) *all* arguments.

`:hashtable` is one of `:simplify-cnf-hierarchy` (default), `:simplify-cnf`, `:simplify-dnf-hierarchy`, or `:simplify-dnf` and specifies the corresponding type memoization hashtable.

5.12 Defining Reader Macros

The `alias` facility allows extension of the *TDC* syntax by adding new macros that may abbreviate *TDC* syntax or integrate other modules like parsers or other user shells.

```
macro alias identifier {definition-string | nil} [help-string].
```

defines a user macro with name *name* (string or symbol) and definition *definition-string*. *definition-string* must start with a COMMON LISP function or macro name (without surrounding parentheses), followed by arbitrary arguments.

Arguments specified with a *TDC* reader macro call will be passed to the COMMON LISP function or macro by simply appending them at the end of the *definition-string*. If *definition-string* is `nil`, then *name* will be defined to call a function or macro with the same name. In this case, the corresponding symbol must be exported from the TDL or COMMON-LISP package.

help-string should contain a string with a brief description of the reader macro. It will be printed with the `help` command (see below). Example: The `message` command described in the following paragraph is defined as a reader macro as follows.

```
alias "MESSAGE" "FORMAT T" "print a message (Lisp's FORMAT syntax)".
```

5.13 Printing Messages

During parsing the grammar files, the function

```
message string {Common Lisp Expression}*.
```

can be used to print messages. The args may be variable names or LISP function calls as in the COMMON LISP `FORMAT` function. Example:

```
message "Default author is ~A" *DEFAULT-AUTHOR*.
```

5.14 Help

```
help [statement | :all].
```

`help :all` (default) prints a list of all statements (readermacros) that are defined. If a *statement* name is specified, a brief description associated with the readermacro will be printed. Example:

```
<DISCO:TYPE> help begin.  
Help for begin: begin a TDL definition block.
```

5.15 Wait

```
wait.
```

waits until the return key is pressed on COMMON LISP's `*TERMINAL-IO*` (useful for demos etc.).

5.16 Exit TDC

```
ldt.
```

quits the *TDC* syntax reader and returns to COMMON LISP.

5.17 Getting Information about Defined Templates

```
function describe-template template-name.
```

prints a short information text about a template definition. Example:

```
<MY-DOMAIN:TEMPLATE> describe-template 'a-template.
The template A-TEMPLATE has the following definition:
  a-template ($inherit = *TOP*, $attrib = PHON, $value) :=
      $inherit & [$attrib #1 & $value,
                  COPY #1].
```

The template A-TEMPLATE has been defined on 03/15/1994 at 17:12:23.

The author is: tdl-info.

The following documentation is associated with A-TEMPLATE:

5.18 Printing Feature Structures

For debugging and documentation purposes, it is possible to print prototypes of the defined feature types and instances. This can be done by using the following functions. For all kinds of representation (ASCII, FEGRAMED or L^AT_EX), the print modes described in section 7 will be considered.

5.18.1 Printing to the Interactive Screen or to Streams (ASCII)

The following four functions call the print function PRINT-FS of the *UDiNe* system which is defined in package UNIFY. It prints feature structures either to the standard output (default) or to streams, e.g., text files. For internal details we refer to the *UDiNe* documentation. The output format of the *TDC* type entries is described in this manual in section 7.

- function plp [*type* {*print-option*}*] .
 plp prints the *local prototype* of the feature structure with name *type*. If no type name is specified, plp prints the prototype of the *last* type defined before evaluating plp. The *local prototype* (or skeleton) contains only the *local* information given in the definition of *type*. Example:


```
<MY-DOMAIN:TYPE> plp 'mas-sg-agr :init-pos 12 :hide-types T.
      [GENDER : [FEM : -
                MAS : +]
      NUM      : SG]
```
- function pgp [*type* {*print-option*}*] .
 pgp prints the *global prototype* of the feature structure with name *type*. If no type name is specified, pgp prints the prototype of the *last* type defined before evaluating pgp. The *global prototype* contains *all* information that has been inferred for type *type* by type expansion so far. Example:


```
<MY-DOMAIN:TYPE> pgp 'mas-sg-agr.
(:TYPE MAS-SG-AGR) [GENDER : GENDER-VAL [FEM : -
                                           MAS : +]
                    CASE   : []
                    NUM    : SG]
```
- function pli [*instance* {*print-option*}*] .
 pli prints the *local prototype* of the instance with name *instance*. If no instance name is specified, pli prints the prototype of the *last* instance defined before evaluating pli. The *local prototype* (or skeleton) contains only the *local* information given in the definition of *instance*.
- function pgi [*instance* {*print-option*}*] .
 pgi prints the *global prototype* of the instance with name *instance*. If no instance name is specified, pgi prints the prototype of the *last* instance defined before evaluating pgi. The *global prototype* contains *all* information that has been inferred for *instance* by expansion so far.

print-options are the following optional keywords:

- `:remove-tops flag` *default value:* nil
possible values: {*t*|nil}
- If *flag* is *t*, attributes with empty values (i.e., values that unify with everything, i.e., the top type of the

hierarchy []) will not be printed. If *flag* is nil, all attributes (except those in label-hide-list) will be printed.

- `:label-hide-list ({identifier}*)` *default value:* ()
possible values: a list of symbols (attribute names)
 Attributes in the list and their values will not be printed.
- `:label-sort-list ({identifier}*)` *default value:* the value of *LABEL-SORT-LIST*
possible values: a list of symbols (attribute names)
 the list defines an order for attributes to be printed. Attributes of the feature structure will be printed first-to-last according to their left-to-right position in the list. All remaining attributes which are not member of the list will be printed at the end.
- `:stream stream` *default value:* t
possible values: {t | nil | a COMMON LISP stream}
 If *stream* is t, the feature structure will be printed to standard output or to the interactive screen. If *stream* is nil, the feature structure will be printed to a string. In all other cases the feature structure will be printed to the LISP stream *stream*.
- `:init-pos number` *default value:* 0
possible values: a positive integer number
number defines the left margin offset (space characters) for the feature structure to be printed.
- `:read-in-mode flag` *default value:* nil
possible values: {t|nil}
 If t, the feature structure is printed in a way such that the output could be used by *UDiNe*'s input function `build-fs`. Otherwise a pretty print is done. To be read in, feature structures have to be printed with print mode `:read-in` (see section 7). Otherwise, type information may be incomplete.

5.18.2 FEGRAMED

FEGRAMED is a feature structure editor [Kiefer & Fettig 94]. It can be started from *TDC* through the function `fegramed`.

Feature structures from *TDC* can be passed to FEGRAMED using the following commands.

- function `flp [type {fegramed-option}*]`.
`flp` starts FEGRAMED with the *local prototype* of the feature structure with name *type*. If no type name is specified, `flp` takes the prototype of the *last* type defined before evaluating `flp`. The *local prototype* (or skeleton) contains only the *local* information given in the definition of type *type*.
 Example:

```
<MY-DOMAIN:TYPE> flp 'mytype.
```
- function `fgp [type {fegramed-option}*]`.
`fgp` starts FEGRAMED with the *global prototype* of the feature structure with name *type*. If no type name is specified, `fgp` takes the prototype of the *last* type defined before evaluating `fgp`. The *global prototype* contains *all* information that has been inferred for type *type* by type expansion so far.
 Example:

```
<MY-DOMAIN:TYPE> fgp 'mas-sg-agr :wait t :hide-types t.
```
- function `fli [instance {fegramed-option}*]`.
`fli` starts FEGRAMED with the *local prototype* of instance *instance*. If no instance name is specified, `fli` takes the prototype of the *last* instance defined before evaluating `fli`. The *local prototype* (or skeleton) contains only the *local* information given in the definition of *instance*.
 Example:

```
<MY-DOMAIN:INSTANCE> fli 'agr-en-type.
```


- function `fgi [instance {fegramed-option}*]` .
`fgi` starts FEGRAMED with the *global prototype* of instance *instance*. If no instance name is specified, `fgi` takes the prototype of the *last* instance defined before evaluating `fgi`. The *global prototype* contains *all* information that has been inferred for instance *instance* by expansion so far.

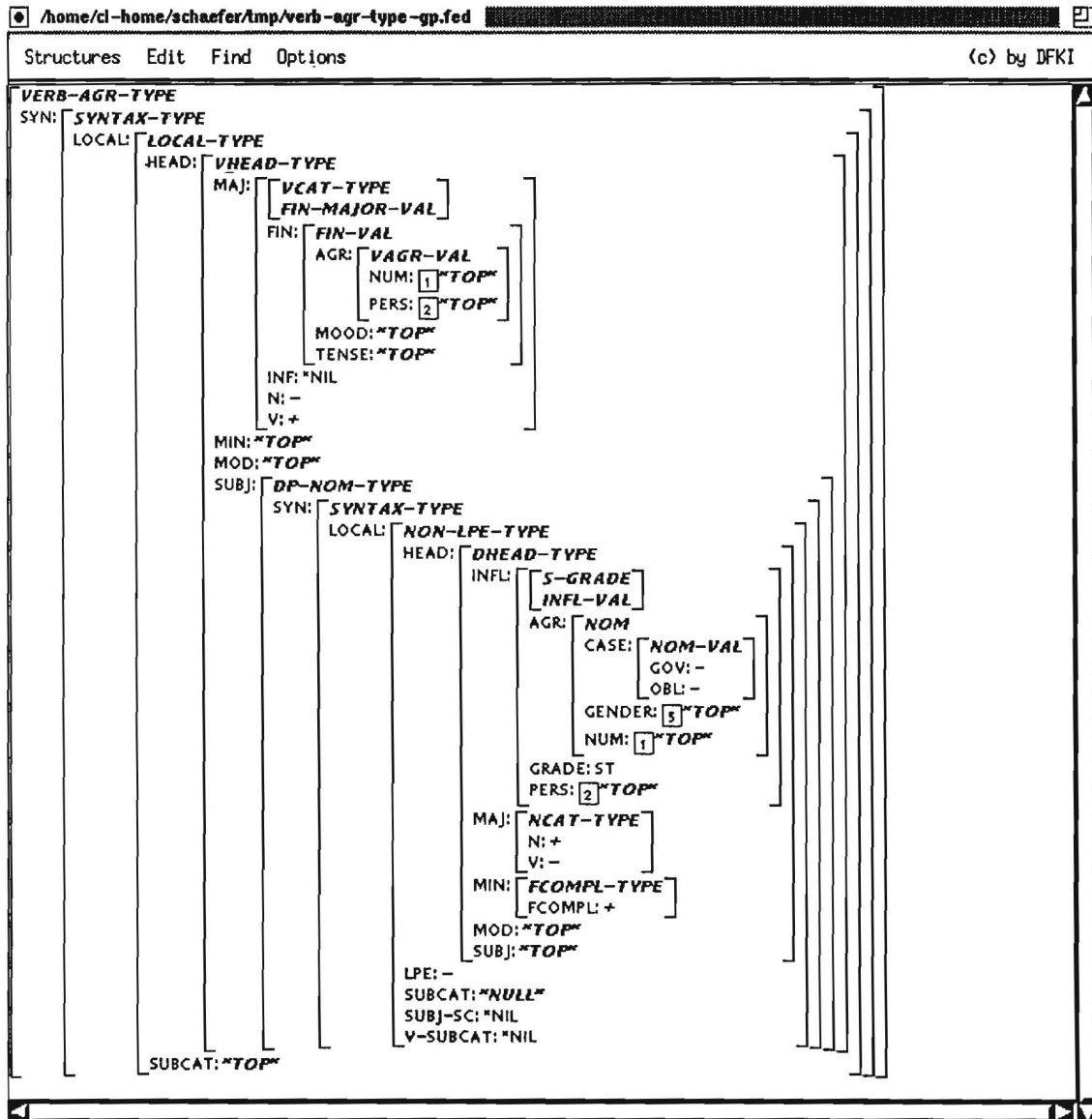


Figure 3: A feature structure type in FEGRAMED

fegramed-options are the following optional keywords:

- `:filename filename`
default value: "type-gpi.fed", "type-lp.fed", "instance-lii.fed", or "instance-gii.fed"
possible values: a string or a LISP path name
 Unless *filename* is specified, a filename will be 'computed' from the type or instance name and the index *i* of the instance or the global prototype. The file will be created by the *TDC-FEGRAMED* interface in order to communicate the feature structure information.

- `:wait flag` *default value: nil*
possible values: {t|nil}
 If *flag* is `t`, FEGRAMED will wait until the user chooses the return options. If *flag* is `nil`, FEGRAMED will not wait.
- `:file-only flag` *default value: nil*
possible values: {t|nil}
 If *flag* is `t`, the FEGRAMED interface function will only generate an output file, but not execute the FEGRAMED program on it. If *flag* is `nil`, the file will be generated *and* FEGRAMED will be called.

Further details are described in [Kiefer & Fettig 94]. An example screen dump of a feature structure in FEGRAMED is shown in Figure 3.

5.18.3 *TDC2L^AT_EX*

TDC2L^AT_EX is a tool which generates L^AT_EX compatible high-quality output of *TDC* feature structure types [Lamport 86; Goossens et al. 94].

TDC Interface Functions to *TDC2L^AT_EX*

- function `llp [type {latex-option}]*`.
`llp` starts *TDC2L^AT_EX* with the *local* prototype (skeleton) of the feature structure with name *type*. If no type name is specified, `llp` takes the prototype of the *last* type used before evaluating `llp`. The *local* prototype (LP) contains only the *local* information given in the definition of type *type*. Example:

```
<MY-DOMAIN:TYPE> llp 'agr-en-type :fontsize "small"
                    :doc-header "\\documentstyle[a4,times]{article}".
```

- function `lgp [type {latex-option}]*`.
`lgp` starts *TDC2L^AT_EX* with the *global* prototype of the feature structure with name *type*. If no type name is specified, `lgp` takes the prototype of the *last* type used before evaluating `lgp`. The *global* prototype (GP) contains *all* information that has been inferred for type *type* by type expansion so far. Example:

```
<MY-DOMAIN:TYPE> lgp 'agr-en-type :mathmode "equation".
```

- function `lli [instance {latex-option}]*`.
 function `lgi [instance {latex-option}]*`.
`lli` and `lgi` start *TDC2L^AT_EX* with the feature structure of instance *instance*. The *local* instances (LI) contain only the *local* information given in the definition of *instance* (skeleton). The *global* instances (GI) contain *all* information that has been inferred for instance *instance* by expansion so far. Example:

```
<MY-DOMAIN:INSTANCE> lli 'head-initial-rule :index 0.
<MY-DOMAIN:INSTANCE> lgi 'head-initial-rule :index 0.
```

The optional keywords *latex-options* are described in section 5.18.3.

There is also a function `latex-fs` which operates on feature structures analogously to *UDiWe*'s `print-fs`. It roughly takes the same arguments as `lgp` etc.

An example of a complex feature structure generated by *TDC2L^AT_EX* is shown in figure 4.

```
<MY-DOMAIN:TYPE> lgp 'count-noun-sem-type :label-sort-list '(first rest)
                    :align-attributes-p nil
                    :coreftable '((1 . "Sem"))).
```

Optional Keyword Arguments

latex-options are the following optional keywords:

- *:filename filename*
default value: "type-gpi", "type-lp", "instance-gii", or "instance-lii"
possible values: string
 Unless *filename* is specified, a filename will be 'computed' from the type or instance name and the index *i* of the instance or global prototype. The filename will be used to generate the \LaTeX output file.
- *:filepath pathname* *default value:* value of variable *FILEPATH*
possible values: a string or a COMMON LISP path name
pathname sets the directory in which the \LaTeX output file will be created and the shell command *command* will be executed. The default for *pathname* is the tmp directory in the user's home directory.
- *:hide-types flag* *default value:* value of variable *HIDE-TYPES* = nil
possible values: {t|nil}
 If *flag* is nil, types will be printed at the top of feature structures (the top type will not be printed). If *flag* is t, types will not be printed. The print mode options are described in section 7.
- *:remove-tops flag* *default value:* value of *REMOVE-TOPS* = nil
possible values: {t|nil}
 If *flag* is t, attributes with empty values (i.e., values that unify with any value) will not be printed. If *flag* is nil, all attributes (except those in *label-hide-list*) will be printed.
- *:label-hide-list ({identifier}*)* *default value:* value of *LABEL-HIDE-LIST* = ()
possible values: a list of symbols (attribute names)
 Attributes in the list will not be printed.
- *:label-sort-list ({identifier}*)* *default value:* value of variable *LABEL-SORT-LIST* = ()
possible values: a list of symbols (attribute names)
 The list defines an order for attributes to be printed. Attributes of the feature structure will be printed first-to-last according to their left-to-right position in the list. All remaining attributes which are not member of the list will be printed at the end.
- *:shell-command command* *default value:* value of *SHELL-COMMAND* = "tdl2latex"
possible values: {nil|string}
 If *command* is nil, only the \LaTeX file will be created and $\mathcal{TDC2}\LaTeX$ will return. If *command* is a string, $\mathcal{TDC2}\LaTeX$ will start a shell process and execute *command* with parameter *filename*. An example for *command* is the following shell script with name *tdl2ps* which starts \LaTeX with the output file of $\mathcal{TDC2}\LaTeX$ and generates a PostScript™ file using [Rokicki 93]'s DVIPS.

```
#!/bin/sh
#tdl2ps generates PostScript file
latex $1
dvips $1 -o $1.ps
```

The following script *tdl2epsf* generates an encapsulated PostScript™ file (EPSF). When generated with a PostScript™ font (such as option *times* in the document header), the EPSF file can be used to scale a feature structure in order to fit into an arbitrary box (e.g., in \TeX documents using $\backslash\text{epsfbox}$, see [Rokicki 93]). To achieve this, the output file of $\mathcal{TDC2}\LaTeX$ must consist of exactly one page. Large feature structure may lead to 2 or 3 pages of output. In this case, add $\backslash\text{textheight80cm}\backslash\text{textwidth40cm}$ or so to the file header generated by $\mathcal{TDC2}\LaTeX$. Then \LaTeX should generate one-page output that can be scaled arbitrarily. If \TeX stack size is too small to process large feature structures, recompilation of \TeX with increased stack size will help.

```
#!/bin/sh
#tdl2epsf generates encapsulated PostScript file (EPSF)
latex $1
dvips $1 -E -o $1.epsf
```

tdl2x, generates a dvi file and runs xdvi on it.

```
#!/bin/sh
#tdl2x generates a dvi file and starts xdvi
latex $1
xdvi $1
```

- `:wait flag` *default value:* value of variable `*WAIT*` = nil
possible values: {t|nil}
 If *flag* is nil and *command* is not nil, the shell command *command* will be started as a background process. Otherwise, `TDC2LATEX` will wait for *command* to be terminated.
- `:latex-header-pflag` *default value:* value of `*LATEX-HEADER-P*` = t
possible values: {t|nil}
 If *flag* is t, a complete `LATEX` file with `\documentstyle`, etc. will be generated. If *flag* is nil, only the `LATEX` code of the feature structure enclosed in `\begin{featurestruct}` and `\end{featurestruct}` will be written to the output file. This is useful for inserting `LATEX` feature structures into `LATEX` documents for papers, books, etc.
- `:align-attributes-pflag` *default value:* value of `*ALIGN-ATTRIBUTES-P*` = nil
possible values: {t|nil}
 If *flag* is t, attribute names and values will be aligned. If *flag* is nil, no alignment will take place.
- `:fontsize size` *default value:* value of `*FONTSIZE*` = "normalsize"
possible values: a string
 This parameter sets the size of the `LATEX` feature structures. It must be a string consisting of a valid `LATEX` font size name, e.g., "tiny", "scriptsize", "footnotesize", "small", "normalsize", "large", "Large", "LARGE", "huge" or "Huge".
- `:corefsize size` *default value:* value of variable `*COREFSIZE*` = nil
possible values: {nil|string}
 This parameter sets the font size for coreference symbols. If *size* is nil, the size for the coreference symbol font will be computed from the value of the `:fontsize` keyword. A font one magnification step smaller than given in `:fontsize` will be taken. If *size* is a string, it must contain a valid `LATEX` font size as in `:fontsize`.
- `:coreffont string` *default value:* value of variable `*COREFFONT*` = "rm"
 This parameter sets the `LATEX` font name for printing coreference symbols. *string* must contain a valid `LATEX` or user defined font name, e.g., tt, bf, it, etc.
- `:coreftable a-list` *default value:* value of variable `*COREFTABLE*` = ()
 This parameter defines a translation table for coreferences and corresponding full names (strings or numbers), e.g., ((1 . "subcat") (2 . "phon") (3 . 1) (4 . 2)). All coreference numbers at the left side of each element in *a-list* will be replaced by the right side. All other coreferences will be left unchanged.
- `:arraystretch number` *default value:* value of variable `*ARRAYSTRETCH*` = 1.1
 This parameter sets the vertical distance between attribute names or disjunction alternatives. *number* is a factor which will be multiplied with the standard character height.
- `:arraycolsep string` *default value:* value of `*ARRAYCOLSEP*` = "0.3ex"
 This parameter sets the left and right space between braces or brackets and attribute names or values. *string* must contain a `LATEX` length expression.

- `:doc-header string` *default value:* value of `*DOC-HEADER*`
 This parameter sets the \LaTeX `\documentstyle` or `\documentclass` header if `:latex-header-p` is `t`. Default value is `"\documentstyle{article}"`. It could be replaced by a document style with additional options such as `"a4"`, `"times"`, etc., or, for new \LaTeX [Goossens et al. 94], by `"\documentclass{article}\usepackage{times}"`
- `:mathmode string` *default value:* value of `*MATHMODE*` = `"displaymath"`
 This parameter sets the \LaTeX display mode for feature structures. It must be a string consisting of the name of a \LaTeX or user defined math mode environment name, e.g., `"math"`, `"displaymath"` or `"equation"`.
- `:typestyle style` *default value:* value of variable `*TYPESTYLE*` = `:infix`
possible values: { `:infix` | `:prefix` }
 If *style* has value `:infix`, complex type entries will be printed in infix notation (e.g., $a \wedge b \wedge c$). If *style* has value `:prefix`, complex type entries will be printed in prefix (LISP like) notation (e.g., `(:AND a b c)`).
- `:print-title-p flag` *default value:* value of variable `*PRINT-TITLE-P*` = `nil`
possible values: { `t` | `nil` }
 If *flag* is `t`, a title with *type* or *instance* will be printed at the bottom of the feature structure. If *flag* is `nil`, no title will be printed.
- `:domain domain` *default value:* value of variable `*DOMAIN*`
possible values: name of a valid domain, only in *TDL*.
- `:poster flag` *default value:* value of variable `*POSTER*` = `nil`
 If `t`, [van Zandt 93]'s poster macros are used to print large feature structures on as many sheets as are needed. This variable only inserts `\input poster` and `\begin{Poster} ... \end{Poster}` and forces `"math"` math mode.
- `:pprint-lists flag` *default value:* value of variable `*PPRINT-LISTS*` = `t`
possible values: { `t` | `nil` }
 If *flag* is `t`, lists will be printed using the `()` notation. If `nil`, the internal `FIRST /REST` encoding will be used.
- `:title title` *default value:* `"`
possible values: { `nil` | *string* }
 prints a title at the bottom of a feature-structure.
- `:index number` *default value:* `0`
 This keyword is valid only for *TDL* statements `llp` and `lgp`. Its purpose is to select the index of a *TDL* instance.

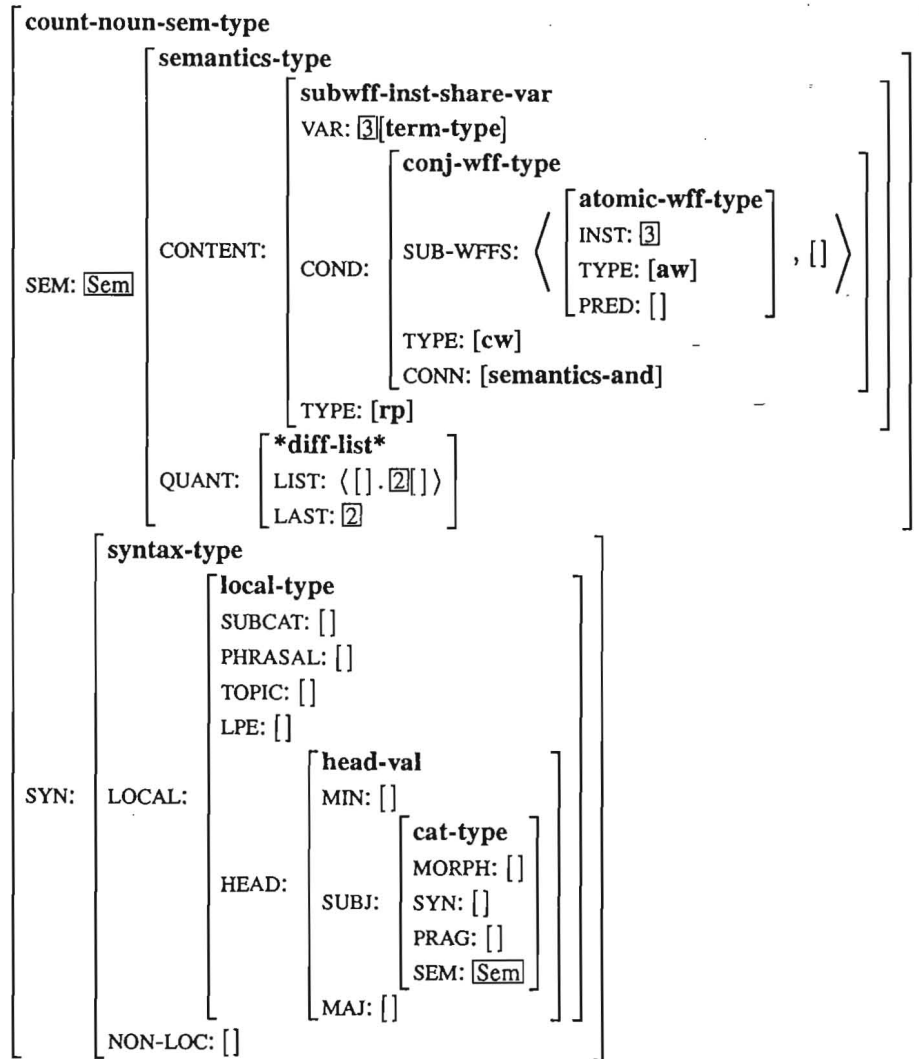
Example: Modifying the Output Style

The following settings can be used for an output style as it is used in [Carpenter 93].

```
<MY-DOMAIN:TYPE> set-switch *ATOM-COMMAND* "\newcommand{\atom}[1]
                                     {\mbox{[{\bf #1}]}}".
<MY-DOMAIN:TYPE> set-switch *ATTRIB-COMMAND* "\newcommand{\attrib}[1]
                                     {\mbox{\sc\lowercase{#1}:\ }}".
<MY-DOMAIN:TYPE> set-switch *TYPE-COMMAND* "\newcommand{\type}[1]
                                     {\mbox{\bf #1\/}}".
```

Example: Printing Huge Structures

A simple way to get huge feature structures on one page is to use a small font and to hide unimportant attributes e.g.

Figure 4: A feature structure generated by $TDC2\LaTeX$

```
lgp 'ethn :fontsize "footnotesize" :remove-tops t :label-hide-list '(SYN).
```

Example: Printing Structures Hugely

For slides, posters, etc. one may choose big fonts:

```
set-switch *doc-header* "\\documentstyle[a4wide,times]{article}
\\textwidth30cm\\textheight60cm".
```

```
lgp 'speaker-sem :fontsize "LARGE".
```

Global Variables for $TDC2\LaTeX$

Most of the following global variables serve as default for the keywords in the $TDC2\LaTeX$ print functions. Others are definitions for \LaTeX macros for printing attribute names, types, etc. They may be changed for user purposes.

- Global variable `*FILEPATH*` *default value:* `~/tmp/`
possible values: a pathname or pathname string
specifies the path where `.tex`, `.dvi` and other files go.

- Global variable `*SHELL-COMMAND*` *default value:* "tdl2latex"
possible values: nil or a string containing a shell command name
specifies a shell command to run on output file, e.g., 'latex'. If nil, no shell process will be started.
- Global variable `*LATEX-HEADER-P*` *default value:* t
possible values: t or nil
if nil, no \LaTeX header (documentstyle..., etc.) will be written to output file.
- Global variable `*POSTER*` *default value:* nil
possible values: t or nil
If t, [van Zandt 93]'s poster macros are used to print feature structures on as many sheets as are needed. This variable only inserts `\input poster` and `\begin{Poster} ... \end{Poster}` and forces "math" math mode.
- Global variable `*PPRINT-LISTS*` *default value:* t
possible values: t or nil
If t, lists will be printed using the $\langle \rangle$ notation. If nil, the internal FIRST: /REST: encoding will be used.
- Global variable `*PRINT-TITLE-P*` *default value:* nil
possible values: t or nil
if nil, no title (default: *type* or *instance*) will be printed.
- Global variable `*ALIGN-ATTRIBUTES-P*` *default value:* nil
possible values: t or nil
if nil, attributes and values will not be aligned.
- Global variable `*FONTSIZE*` *default value:* "normalsize"
possible values: font size string
 \LaTeX size for feature structures, i.e., one of tiny, scriptsize, footnotesize, normalsize, large, Large, LARGE, huge, Huge.
- Global variable `*COREFSIZE*` *default value:* nil
possible values: nil or a string
if nil, the size for the coreference symbol font will be computed from `*FONTSIZE*` or the `:fontsize` keyword. If it is a string, it must be a valid \LaTeX font size, e.g., tiny, scriptsize, footnotesize, normalsize, large, Large, LARGE, huge, Huge.
- Global variable `*COREFFONT*` *default value:* "rm"
possible values: string
 \LaTeX font name for printing coreferences.
- Global variable `*COREFTABLE*` *default value:* ()
possible values: assoc list
Translation table for coreference numbers and corresponding full names (strings/numbers), e.g. ((1 . "subcat") (2 . "phon") (3 . 1) (4 . 2)).
- Global variable `*DOC-HEADER*` *default value:* "documentstylearticle"
possible values: string
 \LaTeX document style header.
- Global variable `*MATHMODE*` *default value:* "displaymath"
possible values: string
 \LaTeX math mode for feature structures, one of math, displaymath, equation.
- Global variable `*TYPESTYLE*` *default value:* :infix
possible values: :infix or :prefix
style for complex types, infix or Lisp-like prefix.

- Global variable `*REMOVE-TOPS*` *default value:* nil
possible values: t or nil
 If t, attributes with empty values and top type will be removed. If nil, top type attributes will not be removed.
- Global variable `*TITLE*` *default value:* nil
possible values: nil or string
 If string: title of feature structure. If nil, no title will be printed.
- Global variable `*WAIT*` *default value:* nil
possible values: t or nil
 If t, `TDC2LATEX` will wait for shell-command to be terminated, if nil, `TDC2LATEX` will not wait.
- Global variable `*LABEL-HIDE-LIST*` *default value:* ()
possible values: list of symbols
 List of attribute symbols to be hidden.
- Global variable `*HIDE-TYPES*` *default value:* nil
possible values: t or nil
 If nil, types will be printed, if t, types will be hidden.
- Global variable `*ARRAYCOLSEP*` *default value:* "0.3ex"
possible values: string
 Distance (a L_AT_EX length value) between braces resp. brackets and attribute names and their values.
- Global variable `*ARRAYSTRETCH*` *default value:* 1.1
possible values: number
 factor for distance between attributes in conjunctions or values in disjunctions.
- Global variable `*ATOM-COMMAND*`
default value: "`\newcommand{\atom}[1]{\mbox{\tt #1}}`"
possible values: string
 L_AT_EX command for printing atoms.
- Global variable `*ATTRIB-COMMAND*`
default value: "`\newcommand{\attrib}[1]{\mbox{\tt #1\ }}"`
possible values: string
 L_AT_EX command for printing attribute names.
- Global variable `*TYPE-COMMAND*`
default value: "`\newcommand{\type}[1]{\mbox{\it #1\}}`"
possible values: string
 L_AT_EX command for printing types.
- Global variable `*COREF-COMMAND*`
default value: "`\newcommand{\coref}[1]{\setlength{\fboxsep}{0.1ex}%
 \fbox{\corefsize\coreffont #1}}`"
possible values: string
 L_AT_EX command for printing coreferences.
- Global variable `*EMPTYNODE-COMMAND*`
default value: "`\newcommand{\emptynode}[0]{\mbox{${\[,]$}}`"
possible values: string
 L_AT_EX command for printing an empty feature structure [].
- Global variable `*TITLE-COMMAND*`
default value:
 "`\newcommand{\featuretitle}[1]{\centerline{\it #1\}\smallskip}`"

possible values: string
 \LaTeX command for printing title.

- Global variable `*LATEX-SIZE-TRANSLATION*`
default value:

```
'(("tiny" . 0.5) ("scriptsize" . 0.7)
 ("footnotesize" . 0.8) ("small" . 0.9)
 ("normalsize" . 1.0) ("large" . 1.2)
 ("Large" . 1.44) ("LARGE" . 1.728)
 ("huge" . 2.074) ("Huge" . 2.488))
```

An assoc list for magnification factors `fontsize` \mapsto `magstep`.

6 TDC Grapher

It is possible to display the *TDC* type hierarchy using the *TDC* grapher. The *TDC* grapher has been implemented first in CLIM 1.2 and is now ported to CLIM 2.0 [McKay et al. 92].

Start: either type (load-system "tdl-grapher") instead of (load-system "tdl") at the beginning or with the function

```
grapher .
```

from the *TDC* reader.

An example screen dump of a *TDC* grapher session is shown in Figure 5. The grapher layout consists of three screen areas: the menu bar with the buttons described below, the grapher display, and a output window with command history.

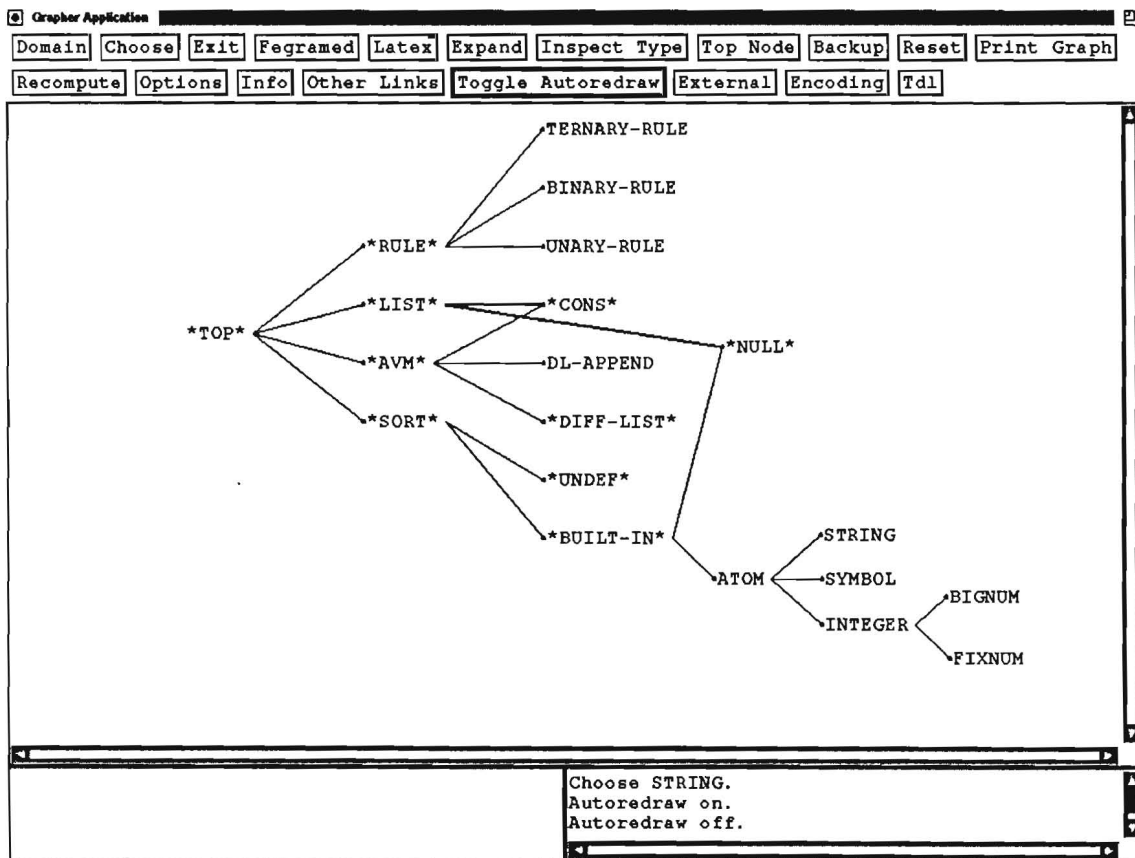


Figure 5: *TDC* grapher

Buttons:

- Domain: Select a domain out of a list of domain names.
- Choose: Choose a new node (type) out of a list of alphabetically sorted types. This is the same as clicking the second mouse button at a highlighted type in the graph display. The chosen node is called 'current node' in the following lines.
- Exit: Exit the Grapher process.
- Fegramed: Call FEGRAMED with the global prototype of the current node.
- Latex: Call *TDC2L_AT_EX* with the global prototype of the current node.

- **Expand:** Call `expand-type` on the global prototype of the current node.
- **Inspect Type:** Call the Inspector with the type info structure of the current node.
- **Top Node:** Redraw the graph with the current node as the new top node. This is the same as pressing the Shift key and clicking the second mouse button.
- **Backup:** Redraw the graph with one of the super types of the current node as the new top node.
- **Reset:** Redraw the graph with the top node of the type hierarchy as the new top node.
- **Print Graph:** Print the graph to a PostScript™ file `td1-graph.ps`.
- **Recompute:** Recompute and redraw the graph, e.g. after definition of new types. This can also be done while processing a grammar file by simply inserting the `recompute` statement into the file.
- **Options:** Menu for setting the output style, e.g., horizontal and vertical space between nodes, maximal depth, etc.
- **Info:** Print information about the current node.
- **Other Links:** Toggle between showing/hiding dependency arcs in the type hierarchy.
- **Toggle Autoredraw:** Toggle the autoredraw mode. If this mode is on, the graph will be redrawn automatically when a type is (re)defined. If autoredraw mode is off (which is the default), the user must press the `recompute` button for an update of the graph. This button toggles the value of the global variable `*UPDATE-GRAPHER-OUTPUT-P*` (see documentation on page 30).
- **External:** Print information about lubs and glbs of the current node.
- **Encoding:** Print information about the encoding of the current node.
- **Td1:** Set useful *TDL* switches.

7 Print/Read Syntax for TDC Type Entries

The output style of the print functions for TDC's typed feature structures as described in section 5.18 can be controlled in a way such that different flags are printed, feature are hidden, or types are omitted.

In this section, we describe the syntax of type entries (mainly for the ascii printing) and how the output behavior can be changed.

7.1 Print Modes

The type entry printer/reader is configurable and supports different modes ('print modes') for dumping/transforming typed feature structures to files or other modules of a NL system.

The easiest way to change the print mode is to use the following functions/macros.

- Macro `with-print-mode mode lisp-body`.
Temporarily sets print mode to *mode* and executes *lisp-body*.
- Function `save-print-mode`.
Saves print mode to stack `*PRINT-VAR-STACK*`.
- Function `restore-print-mode`.
Restores print mode from stack `*PRINT-VAR-STACK*`.
- Function `set-print-mode [mode]`.
Sets print mode *mode*. Default for *mode* is `:default`.

The default global print mode is `:default`, it may be changed by the user for debugging purposes etc. Possible modes are `:debug`, `:default`, `:exhaustive`, `:fs-nll`, `:hide-all`, `:hide-types`, `:read-in`, `:tdl2asl`, `:x2morf`.

Additional user modes can be defined by extending the global variable `*PRINT-PROFILE-LIST*`.

Examples:

```
Save-Print-Mode.          ;; saves print mode
Set-Print-Mode :debug.   ;; changes print mode
<debugging>
Restore-Print-Mode.      ;; restores print mode

With-Print-Mode :X2MORF ... (print-fs-calls)...
;; can be used in the X2MORF grammar dumping function

With-Print-Mode :FS-NLL ... (print-fs-calls)...
;;; for FS-to-NLL translations.
```

The print mode functions/macro change the following four global variables:

- `*PRINT-SLOT-LIST*`
- `*PRINT-CATEGORY-LIST*`
- `*PRINT-SORTS-AS-ATOMS*`, † in the table below (column 4)
- `*PRINT-ONLY-NON-DEFAULTS*`, * in the table below (column 5)

print mode	*PRINT-SLOT-LIST*	*PRINT-CATEGORY-LIST*	†	*
:debug	(:sort-p :expanded :delta)	(:avms :sorts :atoms)	nil	t
:default	(:expanded)	(:avms :sorts :atoms)	t	t
:exhaustive	(:sort-p :delta :restriction :expanded)	(:avms :sorts :atoms)	nil	nil
:tdl2asl	()	(:avms :sorts :atoms)	nil	t
:fs-nll	()	(:avms :sorts :atoms)	t	t
:hide-all	()	()	nil	t
:hide-types	()	(:atoms)	nil	t
:read-in	(:sort-p :delta :restriction :expanded)	(:avms :sorts :atoms)	nil	t
:x2morf	(:expanded :sort-p)	(:sorts :atoms)	nil	t

7.2 - Global Variables

The following global variables are defined in package TDL:

- *PRINT-SLOT-LIST*** *default value:* (:sort-p :expanded)
 possible values: list of :complete, :delta, :expanded, :restriction, :sort-p
 used in: ascii printing, *TDC2L_AT_EX*, FEGRAMED
 type slots to be printed. The :type slot is always printed.
- *PRINT-CATEGORY-LIST*** *default-value:* (:atoms :avms :sorts)
 possible values: list of :atoms, :avms, :sorts
 used in: ascii printing, FEGRAMED
 List of tdl type categories to be printed.
- *PRINT-ONLY-NON-DEFAULTS*** *default value:* t
 possible values: t, nil
 used in: ascii printing, *TDC2L_AT_EX*, FEGRAMED
 If nil, all slots in *PRINT-SLOT-LIST* are printed. If not nil, only slots with non-default values that are member of *PRINT-SLOT-LIST* are printed. The default values are:
 :complete t, :delta nil, :expanded t, :restriction *TOP*, :sort-p nil
 If *PRINT-ONLY-NON-DEFAULTS* is t and these 4 slots have default value and :type value is the top type of the current domain, then no type entry is printed at all. In all other cases, the value of the :type slot will be printed anyway.
- *HIDE-TYPES*** *default value:* nil
 possible values: t, nil
 used in: ascii printing, *TDC2L_AT_EX*, FEGRAMED
 If not nil, only true *UDiNe* atoms (like *fail* and *undef*) will be printed. *TDC* atoms, sorts and types will not be printed.
- *PRINT-SORTS-AS-ATOMS*** *default value:* nil
 possible values: t, nil
 used in: ascii printing, *TDC2L_AT_EX*, FEGRAMED
 If not nil, sort symbols will be printed the same way atoms are printed. If nil, sort symbols will be printed like type symbols (:type sort). Conjunctions or Disjunctions of Sorts are *always* printed with (:type (:and/:or ...)).
- *PRINT-SLOT-LENGTH*** *default value:* 16
 possible values: nil or a number
 used in: ascii printing only
 If a slot is longer than 16 characters, a newline character will be printed (nil = no limit).
- *PRINT-NEWLINE*** *default value:* nil
 possible values: t, nil
 used in: ascii printing only
 Prints a newline after each type entry (except before empty label lists).

7.3 BNF

The BNF for typed feature structures (input and output for ascii) is:

```

node → atom |
      [type-info] [ {(identifier node)}* ] |
      [type-info] { node {^node}+ } |
      ...
type-info → ( :type type-expr
              [:complete {t | nil}]
              [:delta {nil | ({type-expr}+)}]
              [:expanded {t | nil}]
              [:restriction type-expr]
              [:sort-p {t | nil}] )
type-expr → identifier |
           ( :and {type-expr}+ ) |
           ( :or {type-expr}+ ) |
           ( :not type-expr ) |
           ( :atom atom )
atom → identifier | integer | string

```

8 Emacs *TDL* Mode

TDL mode for Emacs supports comfortable editing facilities for *TDL* grammar files. It indicates matching parentheses (`() [] {} <>`, as in Emacs LISP or \TeX mode), performs indentation of label lists, and, important for grammar development and debugging, establishes a connection to the *TDL* system and COMMON LISP. Currently, the *TDL* mode is implemented for ALLEGRO COMMON LISP.

8.1 Installation

The following installation steps let Emacs know about *TDL* mode.

1. copy the file `tdl-mode.el` from the *TDL* system distribution into your Emacs load path.
2. if it doesn't already exist, create a directory for auto-include files, e.g. `~/autoinclude`
3. copy the file `header.tdl` from the *TDL* system distribution into this directory. You can modify this file, but the first line should be `;;; -*- Mode: TDL -*-`.
4. add the following lines to your Emacs init file (`~/emac`s by default)

```
(load "tdl-mode" nil t)
(push '("\\.tdl$" . tdl-mode) auto-mode-alist)
(load "autoinclude" nil t)
(push '("\\.tdl$" . "header.tdl") auto-include-alist)
(setq auto-include-directory "~/autoinclude")
```

After this, the header file will be included when a new file with extension `.tdl` is created in Emacs and *TDL* mode will be switched on when a file's first line is `;;; -*- Mode: TDL -*-`.

8.2 Key Bindings

The following key bindings are defined for the *TDL* mode:

- key `TAB` is bound to function `tdl-indent-command`
indents one line
- key `ESC C-\` is bound to function `tdl-indent-region`
indents a whole marked region, e.g. one or more type definitions at once, or the whole buffer
- key `ESC C-x` is bound to function `eval-tdl-expression`
evaluates the whole definition where the cursor is in (up to a terminating dot at the end of a line)
- key `C-c C-s` is bound to function `eval-current-tdl-expression`
is currently the same as `ESC C-x`
- key `C-c C-r` is bound to function `eval-tdl-region`
evaluates the whole marked region, e.g. one or more type definitions at once, or the whole buffer
- key `C-c r` is bound to function `eval-tdl-region-and-go`
evaluates the marked region and switches to the inferior COMMON LISP buffer
- key `C-c C-b` is bound to function `eval-tdl-file`
performs a *TDL* include of the whole file associated with the current buffer
- key `C-c C-e` is bound to function `goto-end-of-tdl-expression`
moves the cursor to the end of a *TDL* definition or statement
- key `C-c C-a` is bound to function `goto-begin-of-tdl-expression`
moves the cursor to the beginning of *TDL* definition or statement

TDL mode can also be switched on 'by hand' with `M-x tdl-mode`.

9 Top Level Abbreviations (ALLEGRO COMMON LISP Only)

In the ALLEGRO COMMON LISP [Fra 92] version of *TDC*, some often used commands are also available as top level abbreviations. The top level command `:alias` prints a list of available abbreviations:

Alias	Description
-----	-----
<code>composer</code>	start allegro composer
<code>fegramed</code>	initialize fegramed
<code>fgi</code>	fegramed global instance
<code>fgp</code>	fegramed global prototype
<code>fli</code>	fegramed local instance
<code>flp</code>	fegramed local prototype
<code>grapher</code>	start grapher [system]
<code>lgi</code>	LaTeX global instance
<code>lgp</code>	LaTeX global prototype
<code>lli</code>	LaTeX local instance
<code>llp</code>	LaTeX local prototype
<code>pgi</code>	print global instance
<code>pgp</code>	print global prototype
<code>pli</code>	print local instance
<code>plp</code>	print local prototype
<code>recompute</code>	recompute grapher
<code>tdl</code>	start tdl reader

`:composer`, `:recompute` and `:fegramed` may also be abbreviated by `:com`, `:rec` and `:feg`.

All top level commands take the same parameters as the corresponding *TDC*-LISP functions described in the sections before. For compatibility reasons, we recommend that top level commands be used in the interactive mode only but not in the *TDC* grammar files.

Important Note: Parameters of top level commands should not be quoted. Example:

```
<MY-DOMAIN:TYPE> pgp 'agr-en-type :label-hide-list '(GOV OBL).
```

but

```
MY-DOMAIN(49): :PGP agr-en-type :label-hide-list (GOV OBL)
```

```
:tdl, :composer and :fegramed don't take any parameter.
```

In addition to these *TDC* specific commands, the user may define its own abbreviations. Details are described in the ALLEGRO COMMON LISP manual [Fra 92].

10 Sample Session

```

;;; -*- Mode: TDL -*-
;;; -----
;;; Parametrized Type Expansion in TDL. Demo file
;;; -----

defdomain "DEMO". ;;; built-in types will be loaded automatically
begin :domain "DEMO".
  set-switch *WARN-IF-REDEFINE-TYPE* NIL. ;;; switch off warnings
  set-switch *WARN-IF-TYPE-DOES-NOT-EXIST* NIL. ;;; dto
  set-switch *PRINT-SORTS-AS-ATOMS* T. ;;; for fegramed/pgp
  set-switch *VERBOSE-EXPANSION-P* T. ;;; verbose expansion
  set-switch *PRINT-SLOT-LIST* (CONS :DELTA *PRINT-SLOT-LIST*). ;;; show :delta
  set-switch *LABEL-SORT-LIST* '(FIRST REST LAST INPUT EDGE NEXT ;;; for output
                                WHOLE FRONT BACK A B C D X Y Z). ;;; only

  fegramed. ;;; start Feature Editor
  set-switch FEGRAMED:*DEF-FILENAME* "/tmp/".
  grapher. ;;; start Type Grapher
begin :type.

;;; -----
;;; Parametrized Expansion: expand-only for type d
;;; -----

a1 := [a 1].
b2 := [b 2].
c := [c ].
zz := [z ].
d := zz & [x a1,
          y b2,
          z c & [c 3]].

defcontrol d ((:expand-only ((c 1 EQ) z.*) ((a1) x))
              (:attribute-preference z x y)).
wait.
expand-type 'd.
fgp 'd.
wait.

;;; -----
;;; Parametrized Expansion with delay and prototype index 1
;;; -----

defcontrol d ((:delay (c *))
              (:attribute-preference z x y)
              (:expand-function types-first-expand))
              :index 1.
expand-type 'd :index 1.
fgp 'd :index 1.
wait.

;;; -----

```

```

;;; Interactively ask for disjunct order
;;; -----

inter := [disj a1 | b2 | c,
          disj2 b2 | d | 42].

defcontrol inter ((:ask-disj-preference t)).
expand-type 'inter.
fgp 'inter.
wait.

;;; -----
;;; Negation 'a la [Smolka 89]
;;; -----

xn := [a 1, b 2, c 3].
nx := [n ~xn].

expand-type 'nx.
fgp 'nx.
wait.

;;; -----
;;; Nonmonotonicity (single link overwriting)
;;; -----

a := [ person_x:INTEGER,
       person_y:INTEGER ].

b := a & [ person_x 1 | 2 ].

px3 != b & [ person_x 3 ].

expand-type 'px3.
fgp 'px3.
wait.

pxs != b & [ person_y "string" ].

expand-type 'pxs.
fgp 'pxs.
wait.

;;; -----
;;; Welltypedness Check for an instance at definition time:
;;; -----

set-switch *VERBOSE-EXPANSION-P* NIL.
set-switch *CHECK-WELLTYPEDNESS-P* T.
;;; now expand-instance will be done automatically!
begin :instance.
  zi := zz & [z c & [c 3],
             x a1      ].
  fgi 'zi.

```

```

    wait.
end :instance.
set-switch *CHECK-WELLTYPEDNESS-P* NIL.

;;; -----
;;; Automata - Basic Configurations
;;; -----

proto-config := *avm* &
  [EDGE, NEXT, INPUT].

non-final-config := proto-config &
  [EDGE #first,
   NEXT.INPUT #rest,
   INPUT <#first . #rest>].

final-config := proto-config &
  [INPUT < >,
   EDGE *undef*,
   NEXT *undef*].

config := non-final-config | final-config.

;;; -----
;;; consider the two regular expressions  $U=(a+b)^*c$  and  $X=a(b^+)(c^*)$ :
;;; -----

U := non-final-config &
  [EDGE %covary('a | 'b, 'c),
   NEXT %covary( U , V)].

V :< final-config.

X := non-final-config &
  [EDGE 'a,
   NEXT Y].

Y := non-final-config &
  [EDGE 'b,
   NEXT Y | Z].

Z := config &
  [EDGE %covary( 'c, *undef*),
   NEXT %covary( Z, *undef*)].

;;; -----
;;; now we intersect the two automata U and X -->  $a(b^+)c$ 
;;; -----

UX := U & X.

test1 := UX & [INPUT <'a,'b,'c>].      ;;; accepted
test2 := UX & [INPUT <'a,'b,'b,'c>].   ;;; accepted
test3 := UX & [INPUT <'b,'c>].         ;;; is inconsistent

```

```

test4 := UX & [INPUT <'a','b','c','d>].    ;;; is inconsistent

set-switch *VERBOSE-EXPANSION-P* NIL.      ;;; silent expansion
set-switch *PRINT-SLOT-LIST* (REMOVE :DELTA *print-slot-list*).
                                           ;;; don't print delta list

expand-type 'test1..
fgp 'test1.
wait.
expand-type 'test2.
fgp 'test2.
wait.
expand-type 'test3.
expand-type 'test4.
wait.

;;; -----
;;; Ait-Kaci's version of APPEND
;;; -----

set-switch *VERBOSE-EXPANSION-P* T.

*cons* := *avm* & [FIRST,REST *list*].    ;;; redefine *LIST* recursively

append0 := *avm* & [FRONT < >,
                   BACK #1 & *list*,
                   WHOLE #1].
append1 := *avm* & [FRONT <#first . #rest1>,
                   BACK #back & *list*,
                   WHOLE <#first . #rest2>,
                   PATCH append & [FRONT #rest1,
                                     BACK #back,
                                     WHOLE #rest2]].

append := append0 | append1.

r:=append & [FRONT <'a','b>,
            BACK <'c','d>].    ;;; result will be in WHOLE

expand-type 'r.
wait.
lgp 'r.    ;;; generate LaTeX code
wait.

set-switch *VERBOSE-EXPANSION-P* NIL.

q:=append & [WHOLE <'a','b','c>].    ;;; compute possible inputs
expand-type 'q.
fgp 'q.
wait.

;;; -----
;;; Print Recursive Types (SCCs)
;;; -----

```

```
message "%~%List of recursive sccs:".
print-recursive-sccs.
```

```
;;; -----
;;; Print Appropriateness table
;;; -----
```

```
message "%Computing appropriateness table~%".
compute-approp :warn-if-not-unique T.
print-approp.
```

Index

!=, 23
&, 14, 16
' , 15
-->, 24
:<, 14
:=, 15
;, 27
<>, 20
<! !>, 21
=, 22, 23
[], 15
#, 17
\$, 23
^, 14, 16
|, 14, 16, 18
~, 16, 22
~#, 18

accessing internal information (infons), 38
:accessor, 39
ACCUMULATE-INSTANCE-DEFINITIONS, 26, 28
:alias, 60
alias, 5, 42
ALIGN-ATTRIBUTES-P, 48, 51
:align-attributes-p, 48
:and, 30
:and, 30
AND-OPEN-WORLD-REASONING-P, 14, 17, 28
append, 35
appropriateness, 37
ARRAYCOLSEP, 48, 52
:arraycolsep, 48
ARRAYSTRETCH, 48, 52
:arraystretch, 48
ASCII printing, 43
ASK-DISJ-PREFERENCE, 32
:ask-disj-preference, 33
:assume-consistency, 41
atom, 15
ATOM-COMMAND, 52
atomic-symbols, 38
:atoms, 57
ATTRIB-COMMAND, 52
attribute restriction, 23
ATTRIBUTE-PREFERENCE, 32
:attribute-preference, 33
attributes, 38
author, 38
author:, 25, 28
:avms, 57
:avms, 38

backslash, 16
backup, grapher button, 55
begin, 11
BOTTOM, 30
:bottom, 10
BOTTOM-SYMBOL, 10, 30
BUILD-INTERMEDIATE-TYPES-P, 29
built-in, 14
built-in sorts, 15
buttons, 54

CHECK-UNIFICATION-WELLTYPEDNESS-P, 37
check-welltypedness, 37
CHECK-WELLTYPEDNESS-P, 37
choose, grapher button, 54
class-info, 38
clear-simplify-memo-tables, 40
comment, 38
comments, 27
COMMON LISP, 27
COMMON LISP packages, 9
:complete, 57
compute-approp, 37
CONS, 31
CONS-TYPE-SYMBOL, 31
constraints
 functional, 22
control environment, 27
COREF-COMMAND, 52
coreferences, 17
 external, 22
 negated, 18
COREFFONT, 48, 51
:coreffont, 48
COREFSIZE, 48, 51
:corefsiz, 48
COREFTABLE, 48, 51
:coreftable, 48
count-nodes, 40
:create-glbs, 41
CREATE-LEXICAL-TYPES-P, 30
creation-index, 38

date, 38
date:, 25
:debug, 56
declare environment, 13
:default, 56
DEFAULT-AUTHOR, 25-28
DEFAULT-DOCUMENTATION, 25-28
defaults, 23

- defcontrol, 5, 25, 27
- defdomain, 10, 30
- DEFSYSTEM, 4
 - :delay, 33
- deldomain, 10
- delete-all-instances, 38
- delete-instance, 38
 - :delete-package-p, 10
- delete-type, 38
- deleting instances, 38
- deleting types, 38
 - :delta, 57
- describe-template, 42
- *DIFF-LIST*, 31
- *DIFF-LIST-TYPE-SYMBOL*, 31
- difference list, 21
- disjoint exhaustive partitions, 14
- disjunctions
 - distributed, 19
 - with coreferences, 20
 - simple, 18
- distributed disjunctions, 19
 - with coreferences, 20
- do-all-infons, 39
- do-infon, 39
- *DOC-HEADER*, 49, 51
 - :doc-header, 49
- doc:, 25, 27, 28
 - :documentation, 10
- *DOMAIN*, 49
- domain, 9
 - define, 10
 - delete, 10
- :domain, 39, 41, 49
- domain, 38
- domain environment, 13
- domain, grapher button, 54
- dotted pair list, 20

- Emacs, 59
- *EMPTYNODE-COMMAND*, 52
- encoding, grapher button, 55
- end, 11
- *END-OF-LIST*, 31
- environment, 11
 - control, 27
 - declare, 13
 - instance, 26
 - lisp, 27
 - template, 25
 - type, 14
- EPSF, 47
 - :errorp, 10
- EVAL-CONSTRAINTS, 23
 - eval-current-tdl-expression, 59
 - eval-tdl-expression, 59
 - eval-tdl-file, 59
 - eval-tdl-region, 59
 - eval-tdl-region-and-go, 59
 - :exhaustive, 56
 - exhaustive partitions, 14
 - exit
 - TDL, 5, 42
 - exit, grapher button, 54
 - :expand, 33
 - expand, grapher button, 55
 - expand-all-instances, 32
 - expand-all-types, 32
 - :expand-control, 27
 - expand-control, 38
 - expand-control:, 25
 - *EXPAND-FUNCTION*, 32
 - :expand-function, 33
 - expand-instance, 32
 - :expand-only, 33
 - expand-type, 32, 55
 - *EXPAND-TYPE-P*, 29
 - :expanded, 57
 - expanding types and instances, 32
 - expansion, 32
 - export-symbol, 14
 - :export-symbols, 10
 - external, grapher button, 55

 - fegramed, 44
 - FEGRAMED, 44, 54, 56
 - Fegramed, grapher button, 54
 - fgi, 45
 - fgp, 44
 - :file-only, 46
 - filename, 31
 - :filename, 45, 47
 - *FILEPATH*, 47, 50
 - :filepath, 47
 - FIRST, 20, 21, 31
 - *FIRST-IN-LIST*, 31
 - fli, 44
 - flp, 44
 - *FONTSIZE*, 48, 51
 - :fontsize, 48
 - :fs-nll, 56
 - :function, 39
 - function call, 22
 - functional constraints, 22
 - :glb-output-file, 41
 - global prototype, 16
 - global variables, 28, 31

- goto-begin-of-tdl-expression, 59
- goto-end-of-tdl-expression, 59
- grammar files, 31
- grapher, 54
 - buttons, 54
- grapher, 54
- :hashtable, 41
- header.tdl, 59
- help, 42
- :hide-all, 56
- hide-attribute, 14
- :hide-attributes, 10
- *HIDE-TYPES*, 47, 52, 57
- :hide-types, 56
- :hide-types, 47
- hide-value, 14
- :hide-values, 10
- *IGNORE-BOTTOM-P*, 28
- *IGNORE-GLOBAL-CONTROL*, 32
- :ignore-global-control, 33
- include, 30, 31, 41
- incompatible types, 14
- indent
 - line, 59
 - region, 59
- :index, 49
- :infix, 49
- info, grapher button, 55
- infons, 38
- information sharing, 17
- inheritance, 16
 - multiple, 17
- :init-pos, 44
- inspect, grapher button, 55
- Inspector, 55
- instance
 - definition, 26
 - delete, 38
 - environment, 26
 - expand, 32
 - reset prototype, 38
- :instances, 38
- intermediate, 38
- key bindings for Emacs *TDC* mode, 59
- keywords
 - in definitions, 25
- *LABEL-HIDE-LIST*, 47, 52
- :label-hide-list, 44, 47
- *LABEL-SORT-LIST*, 44, 47
- :label-sort-list, 44, 47
- LAST, 21, 31
- *LAST-IN-LIST*, 31
- *LAST-INSTANCE*, 29
- *LAST-TYPE*, 29
- \LaTeX , printing feature structures with, 46
- \LaTeX , grapher button, 54
- latex-fs, 46
- *LATEX-HEADER-P*, 48, 51
- :latex-header-p, 48, 49
- *LATEX-SIZE-TRANSLATION*, 53
- ldt, 42
- leval, 5, 27
- lexical rules, 24
- lgi, 46
- LISP, 27
- lisp environment, 27
- *LIST*, 31
- LIST, 31
- list, 20
 - difference, 21
 - dotted pair, 20
 - empty, 20
 - end of, 20
 - with open end, 21
 - with restrictions, 21
- *LIST-IN-LIST*, 31
- *LIST-TYPE-SYMBOL*, 31
- lli, 46
- llp, 46
- *LOAD-BUILT-INS-P*, 30
- :load-built-ins-p, 10, 30
- load-simplify-memo-table, 40, 41
- local prototype, 16
- logical operators, 16
- *MATHMODE*, 49, 51
- :mathmode, 49
- *MAXDEPTH*, 32
- :maxdepth, 33
- :memo-output-file, 41
- memoization, 40
- message, 42
- metasymbols in BNF, 5
- mixed?, 38
- monotonic, 38
- multiple inheritance, 17
- :name, 39
- name, 38
- negated coreferences, 18
- negation, 22
- nil, 14
- nonmonotonicity, 23
- *NORMALFORM-OPERATOR-SYMBOL*, 30


- not, 22
- *NULL*, 31
- number, 15
- operators
 - logical, 16
- optional keywords, 25
- options, grapher button, 55
- :or, 30
- other links, grapher button, 55
- overwrite-paths, 38
- overwrite-values, 38
- overwriting, 23
- parameters, 38
- pathname, 31
- paths, 16
- pgi, 43
- pgp, 43
- pli, 43
- plp, 43
- *POSTER*, 49, 51
- :poster, 49
- PostScript™, 47, 50, 55
- *PPRINT-LISTS*, 49, 51
- :pprint-lists, 49
- :prefix, 49
- print feature structures
 - to text files, 43
 - to the screen, 43
 - with FEGRAMED, 44
 - with L^AT_EX, 46
- print graph, grapher button, 55
- print messages, 42
- print modes, 56
- print statistics, 39
- print-all-names, 39
- print-all-statistics, 39
- print-approp, 37
- *PRINT-CATEGORY-LIST*, 56, 57
- print-control, 5, 35
- print-domain-statistics, 39
- print-expand-statistics, 39
- print-global-statistics, 39
- *PRINT-NEWLINE*, 57
- *PRINT-ONLY-NON-DEFAULTS*, 56, 57
- *PRINT-PROFILE-LIST*, 56
- print-recursive-sccs, 35
- print-simplify-memo-tables, 40
- print-simplify-statistics, 39
- *PRINT-SLOT-LENGTH*, 57
- *PRINT-SLOT-LIST*, 56, 57
- *PRINT-SORTS-AS-ATOMS*, 56, 57
- print-switch, 5, 31
- *PRINT-TITLE-P*, 49, 51
- :print-title-p, 49
- print-unified-types, 41
- *PRINT-VAR-STACK*, 56
- prototype
 - global, 16
 - local, 16
- prototype, 38
- :read-in, 56
- :read-in, 44
- :read-in-mode, 44
- recompute, 55
- recompute, grapher button, 55
- *REMOVE-TOPS*, 47, 52
- :remove-tops, 43, 47
- reset prototypes, 38
- reset, grapher button, 55
- reset-all-instances, 38
- reset-all-protos, 38
- reset-all-statistics, 39
- reset-domain-statistics, 39
- reset-expand-statistics, 39
- reset-global-statistics, 39
- reset-instance, 38
- reset-proto, 38
- reset-simplify-statistics, 39
- *RESOLVED-PREDICATE*, 32
- :resolved-predicate, 33
- REST, 20, 21, 31
- *REST-IN-LIST*, 31
- restore-print-mode, 56
- :restriction, 57
- restriction, 23
- restriction-types, 38
- *RETURN-FAIL-IF-NOT-WELLTYPED-P*, 37
- rule inheritance, 24
- rules, 24
- sample session, 61
- save-print-mode, 56
- save-simplify-memo-table, 40
- semicolon, 27
- set-print-mode, 56
- set-switch, 5, 31
- setting switches, 31
- *SHELL-COMMAND*, 47, 51
- :shell-command, 47
- *SIGNAL-BOTTOM-P*, 28
- simple disjunctions, 18
- *SIMPLIFY-FS-P*, 29
- skeleton, 16
- skeleton, 38
- *SORT*, 30

- sort, 14
- :sort-p, 57
- :sorts, 57
- sorts
 - built-in, 15
- :sorts, 38
- *SOURCE-GRAMMAR*, 30, 31
- start-collect-unified-types, 41
- statements, 5
- statistics, 39
- status:, 25
- :stream, 44
- string, 15
- structure sharing, 17
- surface, 38
- switches, 28, 31
- symbol, 15
- system
 - tdl, 4
 - tdl-grapher, 54
 - tdl2latex, 46
- :table, 39
- .tdl file extension, 31, 59
- TDC*grapher, 54
- TDC* mode for Emacs, 59
- TDC*, grapher button, 55
- tdl-built-ins.tdl, 15
- tdl-graph.ps, 55
- tdl-indent-command, 59
- tdl-indent-region, 59
- tdl-mode, 59
- tdl-mode.el, 59
- :tdl2asl, 56
- TDC2L^AT_EX*, 54
- TDC2L^AT_EX*, 46
- template
 - call, 23
 - definition, 25
 - environment, 25
 - parameter, 23
- :templates, 38
- :threshold, 41
- *TITLE*, 52
- :title, 49
- *TITLE-COMMAND*, 52
- toggle autoredraw, grapher button, 55
- *TOP*, 30
- *TOP*, 57
- :top, 10, 30
- top node, grapher button, 55
- *TOP-SORT*, 30
- *TOP-SYMBOL*, 10, 30
- *TRACE-P*, 29
- tune-types, 41
- :type, 57
- type
 - delete, 38
 - environment, 14
 - expand, 32
 - hierarchy, 54
 - reset prototype, 38
- *TYPE-COMMAND*, 52
- *TYPESTYLE*, 49, 51
- :typestyle, 49
- UDiNe*, 43, 56
- :unify-input-file, 41
- :unknown, 25
- *UPDATE-GRAPHER-OUTPUT-P*, 30, 55
- *USE-CONJ-HEURISTICS*, 33
- :use-conj-heuristics, 33
- *USE-DISJ-HEURISTICS*, 32
- :use-disj-heuristics, 33
- *USE-INTERMEDIATE-TYPES-P*, 29
- *USE-MEMOIZATION-P*, 29
- value restriction, 23
- value-types, 38
- variables, 28
- *VERBOSE-EXPANSION-P*, 29, 33
- *VERBOSE-P*, 28
- *VERBOSE-READER-P*, 29
- *VERBOSE-WELLTYPEDNESS-CHECK-P*, 37
- *WAIT*, 48, 52
- :wait, 46, 48
- wait, 42
- *WARN-IF-REDEFINE-TYPE*, 28
- *WARN-IF-TYPE-DOES-NOT-EXIST*, 28
- *WARN-NORMAL-FORM-P*, 30
- *WARN-UNIFICATION-P*, 30
- weltypedness, 37
- where, 22
- *WHICH-PARSER*, 25
- with-print-mode, 5, 56
- :x2morf, 56

References

- [Ait-Kaci & Nasr 86] Hassan Ait-Kaci and Roger Nasr. *Residuation: A Paradigm for Integrating Logic and Functional Programming*. Technical Report AI-359-86, MCC, Austin, TX, 1986.
- [Ait-Kaci 86] Hassan Ait-Kaci. *An Algebraic Semantics Approach to the Effective Resolution of Type Equations*. *Theoretical Computer Science*, 45:293–351, 1986.
- [Backofen & Weyers 95] Rolf Backofen and Christoph Weyers. *UDiNe—A Feature Constraint Solver with Distributed Disjunction and Classical Negation*. Technical report, Deutsches Forschungszentrum für Künstliche Intelligenz, Saarbrücken, Germany, 1995. Forthcoming.
- [Carpenter 93] Bob Carpenter. *The Logic of Typed Feature Structures*. Tracts in Theoretical Computer Science. Cambridge: Cambridge University Press, 1993.
- [Dörre & Dorna 93] Jochen Dörre and Michael Dorna. *CUF—A Formalism for Linguistic Knowledge Representation*. In: Jochen Dörre (ed.), *Computational Aspects of Constraint-Based Linguistic Description I*, pp. 1–22. ILLC/Department of Philosophy, University of Amsterdam, 1993. DYANA-2 Deliverable R1.2.A.
- [Eisele & Dörre 90] Andreas Eisele and Jochen Dörre. *Disjunctive Unification*. IWBS Report 124, IWBS-IBM Germany, Stuttgart, 1990.
- [Fra 92] *Allegro CL User Guide*. Technical report, Berkeley, CA, March 1992. 2 volumes.
- [Goossens et al. 94] Michel Goossens, Frank Mittelbach, and Alexander Samarin. *The L^AT_EX Companion*. Reading, MA: Addison Wesley, 1994.
- [Jameson et al. 94] Anthony Jameson, Bernhard Kipper, Alassane Ndiaye, Ralph Schäfer, Joep Simons, Thomas Weis, and Detlev Zimmermann. *Cooperating to be Noncooperative: The Dialog System PRACMA*. Technical report, Universität des Saarlandes, SFB 314, KI – Wissensbasierte Systeme, Saarbrücken, Germany, 1994.
- [Kantrowitz 91] Mark Kantrowitz. *Portable Utilities for Common Lisp*. Technical Report CMU-CS-91-143, School of Computer Science, Carnegie Mellon University, Pittsburgh, PA, 1991.
- [Kiefer & Fettig 94] Bernd Kiefer and Thomas Fettig. *FEGRAMED—An Interactive Graphics Editor for Feature Structures*. Technical report, Deutsches Forschungszentrum für Künstliche Intelligenz, Saarbrücken, Germany, 1994. Forthcoming.
- [Krieger & Schäfer 93a] Hans-Ulrich Krieger and Ulrich Schäfer. *TDL – A Type Description Language for Unification-Based Grammars*. In: *Proceedings Neuere Entwicklungen der deklarativen KI-Programmierung*, pp. 67–82, Saarbrücken, Germany, September 1993. Deutsches Forschungszentrum für Künstliche Intelligenz. DFKI Research Report RR-93-35.
- [Krieger & Schäfer 93b] Hans-Ulrich Krieger and Ulrich Schäfer. *TDLExtraLight User's Guide*. Technical report, Deutsches Forschungszentrum für Künstliche Intelligenz, Saarbrücken, Germany, 1993. DFKI Document D-93-09.
- [Krieger & Schäfer 94a] Hans-Ulrich Krieger and Ulrich Schäfer. *TDL—A Type Description Language for HPSG. Part 1: Overview*. Technical report, Deutsches Forschungszentrum für Künstliche Intelligenz, Saarbrücken, Germany, 1994. DFKI Research Report RR-94-37.
- [Krieger & Schäfer 94b] Hans-Ulrich Krieger and Ulrich Schäfer. *TDL—A Type Description Language for Constraint-Based Grammars*. In: *Proceedings of the 15th International Conference on Computational Linguistics (COLING)*, pp. 893–899, Kyoto, Japan, 1994.
- [Krieger 93] Hans-Ulrich Krieger. *Single Link Overwriting—A Conservative Non-Monotonic Extension of Unification-Based Inheritance Networks*. Technical report, Deutsches Forschungszentrum für Künstliche Intelligenz, Saarbrücken, Germany, 1993. Draft version.

- [Krieger 95] Hans-Ulrich Krieger. *TDC—A Type Description Language for Constraint-Based Grammars. Foundations, Implementation, and Applications*. PhD thesis, Universität des Saarlandes, Department of Computer Science, Saarbrücken, Germany, 1995. Forthcoming.
- [Lamport 86] Leslie Lamport. *L^AT_EX User's Guide & Reference Manual. A document preparation system*. Reading, Massachusetts: Addison-Wesley, 1986.
- [McKay et al. 92] Scott McKay, William York, John Aspinall, Dennis Doughty, Charles Hornig, Richard Lamson, David Linden, David Moon, and Ramana Rao. *Common Lisp Interface Manager*, May 1992.
- [Pollard & Sag 87] Carl Pollard and Ivan Sag. *Information-Based Syntax and Semantics. Vol. I: Fundamentals*. CSLI Lecture Notes, Number 13. Stanford: Center for the Study of Language and Information, 1987.
- [Pollard & Sag 94] Carl Pollard and Ivan A. Sag. *Head-Driven Phrase Structure Grammar*. Studies in Contemporary Linguistics. Chicago: University of Chicago Press, 1994.
- [Rokicki 93] Tomas Rokicki. *DVIPS: A T_EX driver*, 1993. Documentation included in the DVIPS distribution, ftpable from most T_EX sites.
- [Schäfer 95] Ulrich Schäfer. *Parametrizable Type Expansion for TDC*. Master's thesis, Universität des Saarlandes, Department of Computer Science, Saarbrücken, Germany, 1995. Forthcoming.
- [Smolka 88] Gert Smolka. *A Feature Logic with Subsorts*. LILOG Report 33, WT LILOG-IBM Germany, Stuttgart, Mai 1988.
- [Smolka 89] Gert Smolka. *Feature Constraint Logic for Unification Grammars*. IWBS Report 93, IWBS-IBM Germany, Stuttgart, November 1989.
- [Smolka 91] Gert Smolka. *Residuation and Guarded Rules for Constraint-Logic Programming*. Research Report RR-91-13, DFKI, Saarbrücken, 1991.
- [Steele 90] Guy L. Steele. *Common Lisp: The Language*. Bedford, MA: Digital Press, 2nd edition, 1990.
- [Uszkoreit et al. 94] Hans Uszkoreit, Rolf Backofen, Stephan Busemann, Abdel Kader Diagne, Elizabeth A. Hinkelman, Walter Kasper, Bernd Kiefer, Hans-Ulrich Krieger, Klaus Netter, Günter Neumann, Stephan Oepen, and Stephen P. Spackman. *DISCO—An HPSG-based NLP System and its Application for Appointment Scheduling*. In: Proceedings of the 15th International Conference on Computational Linguistics (COLING), Kyoto, Japan, 1994. also as DFKI Research Report RR-94-38.
- [Uszkoreit 91] Hans Uszkoreit. *Adding Control Information to Declarative Grammars*. In: Proceedings of the 29th Annual Meeting of the Association for Computational Linguistics (ACL), pp. 237–245, Berkeley, CA, 1991.
- [van Zandt 93] Timothy van Zandt. *Documentation for poster.tex/poster.sty, Posters and banners with generic T_EX*, May 1993. Documentation included in the poster distribution, ftpable from most T_EX sites.



Deutsches
Forschungszentrum
für Künstliche
Intelligenz GmbH

DFKI
-Bibliothek-
PF 2080
67608 Kaiserslautern
FRG

DFKI Publikationen

Die folgenden DFKI Veröffentlichungen sowie die aktuelle Liste von allen bisher erschienenen Publikationen können von der oben angegebenen Adresse oder per anonymem ftp von ftp.dfki.uni-kl.de (131.246.241.100) unter pub/Publications bezogen werden.

Die Berichte werden, wenn nicht anders gekennzeichnet, kostenlos abgegeben.

DFKI Publications

The following DFKI publications or the list of all published papers so far are obtainable from the above address or via anonymous ftp from ftp.dfki.uni-kl.de (131.246.241.100) under pub/Publications.

The reports are distributed free of charge except if otherwise indicated.

DFKI Research Reports

RR-93-14

Joachim Niehren, Andreas Podelski, Ralf Treinen:
Equational and Membership Constraints for Infinite Trees
33 pages

RR-93-15

Frank Berger, Thomas Fehrlé, Kristof Klöckner, Volker Schölles, Markus A. Thies, Wolfgang Wahlster: PLUS - Plan-based User Support Final Project Report
33 pages

RR-93-16

Gert Smolka, Martin Henz, Jörg Würtz: Object-Oriented Concurrent Constraint Programming in Oz
17 pages

RR-93-17

Rolf Backofen:
Regular Path Expressions in Feature Logic
37 pages

RR-93-18

Klaus Schild: Terminological Cycles and the Propositional μ -Calculus
32 pages

RR-93-20

Franz Baader, Bernhard Hollunder:
Embedding Defaults into Terminological Knowledge Representation Formalisms
34 pages

RR-93-22

Manfred Meyer, Jörg Müller:
Weak Looking-Ahead and its Application in Computer-Aided Process Planning
17 pages

RR-93-23

Andreas Dengel, Ottmar Lutzy:
Comparative Study of Connectionist Simulators
20 pages

RR-93-24

Rainer Hoch, Andreas Dengel:
Document Highlighting —
Message Classification in Printed Business Letters
17 pages

RR-93-25

Klaus Fischer, Norbert Kuhn: A DAI Approach to Modeling the Transportation Domain
93 pages

RR-93-26

Jörg P. Müller, Markus Pischel: The Agent Architecture InteRRaP: Concept and Application
99 pages

RR-93-27

Hans-Ulrich Krieger:
Derivation Without Lexical Rules
33 pages

RR-93-28

Hans-Ulrich Krieger, John Nerbonne, Hannes Pirker: Feature-Based Allomorphy
8 pages

RR-93-29

Armin Laux: Representing Belief in Multi-Agent Worlds via Terminological Logics
35 pages

RR-93-30

Stephen P. Spackman, Elizabeth A. Hinkelman:
Corporate Agents
14 pages

RR-93-31

Elizabeth A. Hinkelman, Stephen P. Spackman:
Abductive Speech Act Recognition, Corporate
Agents and the COSMA System
34 pages

RR-93-32

David R. Traum, Elizabeth A. Hinkelman:
Conversation Acts in Task-Oriented Spoken
Dialogue
28 pages

RR-93-33

Bernhard Nebel, Jana Koehler:
Plan Reuse versus Plan Generation: A Theoretical
and Empirical Analysis
33 pages

RR-93-34

Wolfgang Wahlster:
VerbMobil Translation of Face-To-Face Dialogs
10 pages

RR-93-35

Harold Boley, François Bry, Ulrich Geske (Eds.):
Neuere Entwicklungen der deklarativen KI-
Programmierung — *Proceedings*
150 Seiten

Note: This document is available only for a
nominal charge of 25 DM (or 15 US-\$).

RR-93-36

*Michael M. Richter, Bernd Bachmann, Ansgar
Bernardi, Christoph Klauck, Ralf Legleitner,
Gabriele Schmidt:* Von IDA bis IMCOD:
Expertensysteme im CIM-Umfeld
13 Seiten

RR-93-38

Stephan Baumann: Document Recognition of
Printed Scores and Transformation into MIDI
24 pages

RR-93-40

*Francesco M. Donini, Maurizio Lenzerini, Daniele
Nardi, Werner Nutt, Andrea Schaerf:*
Queries, Rules and Definitions as Epistemic
Statements in Concept Languages
23 pages

RR-93-41

Winfried H. Graf: LAYLAB: A Constraint-Based
Layout Manager for Multimedia Presentations
9 pages

RR-93-42

Hubert Comon, Ralf Treinen:
The First-Order Theory of Lexicographic Path
Orderings is Undecidable
9 pages

RR-93-43

M. Bauer, G. Paul: Logic-based Plan Recognition
for Intelligent Help Systems
15 pages

RR-93-44

*Martin Buchheit, Manfred A. Jeusfeld, Werner Nutt,
Martin Staudt:* Subsumption between Queries to
Object-Oriented Databases
36 pages

RR-93-45

Rainer Hoch: On Virtual Partitioning of Large
Dictionaries for Contextual Post-Processing to
Improve Character Recognition
21 pages

RR-93-46

Philipp Hanschke: A Declarative Integration of
Terminological, Constraint-based, Data-driven, and
Goal-directed Reasoning.
81 pages

RR-93-48

Franz Baader, Martin Buchheit, Bernhard Hollunder:
Cardinality Restrictions on Concepts
20 pages

RR-94-01

Elisabeth André, Thomas Rist:
Multimedia Presentations:
The Support of Passive and Active Viewing
15 pages

RR-94-02

Elisabeth André, Thomas Rist:
Von Textgeneratoren zu Intellimedia-
Präsentationssystemen
22 Seiten

RR-94-03

Gert Smolka:
A Calculus for Higher-Order Concurrent Constraint
Programming with Deep Guards
34 pages

RR-94-05

*Franz Schmalhofer,
J. Stuart Aitken, Lyle E. Bourne jr.:*
Beyond the Knowledge Level: Descriptions of
Rational Behavior for Sharing and Reuse
81 pages

RR-94-06

Dietmar Dengler:
An Adaptive Deductive Planning System
17 pages

RR-94-07

Harold Boley: Finite Domains and Exclusions as
First-Class Citizens
25 pages

RR-94-08

Otto Kühn, Björn Höfling: Conserving Corporate
Knowledge for Crankshaft Design
17 pages

DFKI Documents

D-93-14

Manfred Meyer (Ed.): Constraint Processing – Proceedings of the International Workshop at CSAM'93, July 20-21, 1993
264 pages

Note: This document is available only for a nominal charge of 25 DM (or 15 US-\$).

D-93-15

Robert Laux:

Untersuchung maschineller Lernverfahren und heuristischer Methoden im Hinblick auf deren Kombination zur Unterstützung eines Chart-Parsers
86 Seiten

D-93-16

Bernd Bachmann, Ansgar Bernardi, Christoph Klauck, Gabriele Schmidt: Design & KI
74 Seiten

D-93-20

Bernhard Herbig:

Eine homogene Implementierungsebene für einen hybriden Wissensrepräsentationsformalismus
97 Seiten

D-93-21

Dennis Drollinger:

Intelligentes Backtracking in Inferenzsystemen am Beispiel Terminologischer Logiken
53 Seiten

D-93-22

Andreas Abecker:

Implementierung graphischer Benutzungsoberflächen mit Tcl/Tk und Common Lisp
44 Seiten

D-93-24

Brigitte Krenn, Martin Volk:

DiTo-Datenbank: Datendokumentation zu Funktionsverbgefügen und Relativsätzen
66 Seiten

D-93-25

Hans-Jürgen Bürckert, Werner Nutt (Eds.):

Modeling Epistemic Propositions
118 pages

Note: This document is available only for a nominal charge of 25 DM (or 15 US-\$).

D-93-26

Frank Peters: Unterstützung des Experten bei der Formalisierung von Textwissen

INFOCOM:

Eine interaktive Formalisierungskomponente
58 Seiten

D-93-27

Rolf Backofen, Hans-Ulrich Krieger,

Stephen P. Spackman, Hans Uszkoreit (Eds.):

Report of the EAGLES Workshop on Implemented Formalisms at DFKI, Saarbrücken
110 pages

D-94-01

Josua Boon (Ed.):

DFKI-Publications: The First Four Years
1990 - 1993
93 pages

D-94-02

Markus Steffens: Wissenserhebung und Analyse zum Entwicklungsprozeß eines Druckbehälters aus Faserverbundstoff
90 pages

D-94-03

Franz Schmalhofer: Maschinelles Lernen: Eine kognitionswissenschaftliche Betrachtung
54 pages

D-94-04

Franz Schmalhofer, Ludger van Elst: Entwicklung von Expertensystemen: Prototypen, Tiefenmodellierung und kooperative Wissensrevolution
22 pages

D-94-06

Ulrich Buhrmann:

Erstellung einer deklarativen Wissensbasis über recyclingrelevante Materialien
117 pages

D-94-07

Claudia Wenzel, Rainer Hoch:

Eine Übersicht über Information Retrieval (IR) und NLP-Verfahren zur Klassifikation von Texten
25 Seiten

D-94-08

Harald Feibel: IGLOO 1.0 - Eine grafikunterstützte Beweisentwicklungsumgebung
58 Seiten

D-94-09

DFKI Wissenschaftlich-Technischer Jahresbericht 1993
145 Seiten

D-94-10

F. Baader, M. Lenzerini, W. Nutt, P. F. Patel-Schneider (Eds.): Working Notes of the 1994 International Workshop on Description Logics
118 pages

Note: This document is available only for a nominal charge of 25 DM (or 15 US-\$).

D-94-11

F. Baader, M. Buchheit,

M. A. Jeusfeld, W. Nutt (Eds.):

Working Notes of the KI'94 Workshop: KRDB'94 - Reasoning about Structured Objects: Knowledge Representation Meets Databases
65 Seiten

D-94-12

Arthur Sehn, Serge Autexier (Hrsg.): Proceedings des Studentenprogramms der 18. Deutschen Jahrestagung für Künstliche Intelligenz KI-94
69 Seiten

RR-94-10

Knut Hinkelmann, Helge Hintze:
Computing Cost Estimates for Proof Strategies
22 pages

RR-94-11

Knut Hinkelmann: A Consequence Finding
Approach for Feature Recognition in CAPP
18 pages

RR-94-12

Hubert Comon, Ralf Treinen:
Ordering Constraints on Trees
34 pages

RR-94-13

Jana Koehler: Planning from Second Principles
—A Logic-based Approach
49 pages

RR-94-14

Harold Boley, Ulrich Buhrmann, Christof Kremer:
Towards a Sharable Knowledge Base on Recyclable
Plastics
14 pages

RR-94-15

Winfried H. Graf, Stefan Neurohr: Using Graphical
Style and Visibility Constraints for a Meaningful
Layout in Visual Programming Interfaces
20 pages

RR-94-16

Gert Smolka: A Foundation for Higher-order
Concurrent Constraint Programming
26 pages

RR-94-17

Georg Struth:
Philosophical Logics—A Survey and a Bibliography
58 pages

RR-94-18

Rolf Backofen, Ralf Treinen:
How to Win a Game with Features
18 pages

RR-94-20

Christian Schulte, Gert Smolka, Jörg Würtz:
Encapsulated Search and Constraint Programming
in Oz
21 pages

RR-94-31

*Otto Kühn, Volker Becker,
Georg Lohse, Philipp Neumann:*
Integrated Knowledge Utilization and Evolution for
the Conservation of Corporate Know-How
17 pages

RR-94-33

Franz Baader, Armin Laux:
Terminological Logics with Modal Operators
29 pages

DFKI Technical Memos**TM-92-04**

*Jürgen Müller, Jörg Müller, Markus Pischel,
Ralf Scheidhauer:*
On the Representation of Temporal Knowledge
61 pages

TM-92-05

Franz Schmalhofer, Christoph Globig, Jörg Thoben:
The refitting of plans by a human expert
10 pages

TM-92-06

Otto Kühn, Franz Schmalhofer: Hierarchical
skeletal plan refinement: Task- and inference
structures
14 pages

TM-92-08

Anne Kilger: Realization of Tree Adjoining
Grammars with Unification
27 pages

TM-93-01

Otto Kühn, Andreas Birk: Reconstructive Integrated
Explanation of Lathe Production Plans
20 pages

TM-93-02

Pierre Sablayrolles, Achim Schupeta:
Conflict Resolving Negotiation for COoperative
Schedule Management
21 pages

TM-93-03

Harold Boley, Ulrich Buhrmann, Christof Kremer:
Konzeption einer deklarativen Wissensbasis über
recyclingrelevante Materialien
11 pages

TM-93-04

Hans-Günther Hein:
Propagation Techniques in WAM-based
Architectures — The FIDO-III Approach
105 pages

TM-93-05

Michael Sintek: Indexing PROLOG Procedures into
DAGs by Heuristic Classification
64 pages

TM-94-01

Rainer Bleisinger, Klaus-Peter Gores:
Text Skimming as a Part in Paper Document
Understanding
14 pages

TM-94-02

Rainer Bleisinger, Berthold Kröll:
Representation of Non-Convex Time Intervals and
Propagation of Non-Convex Relations
11 pages

TDL---A Type Description Language for HPSG. Part 2: User Guide.
Hans-Ulrich Krieger, Ulrich Schäfer

D-94-14
Document