

## Donor Substituted Sulfonyl Carbenes, 2<sup>1</sup>: Organothio Sulfonyl Carbenes

Kurt Schank<sup>a</sup>, Aboel-Magd A. Abdel Wahab<sup>b</sup>, Stephan Bügler<sup>a</sup>, Peter Eigen<sup>a</sup>, Jürgen Jäger<sup>a</sup> and Klaus Jost<sup>a</sup>.

a) Department of Organic Chemistry, University of Saarbrücken, D-66041 Saarbrücken

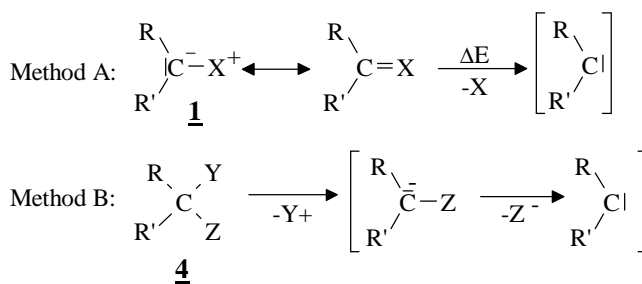
b) Chemistry Department, Faculty of Science, University of Assiut, Assiut, Egypt

**Key Words:** Electrophilic organothio sulfonyl carbenes, generation and reactions with suitable nucleophiles/  $\alpha,\alpha$ -disulfonyl thioethers, sulfonyl cyclopropanes, sulfonyl pyrazoles, carbene dimers; sulfinate - sulfone Pummerer rearrangement.

**Abstract:** Organothio sulfonyl carbenes **3** have been generated via ylid thermolysis or via  $\alpha$ -elimination starting from  $\alpha$ -chloro  $\alpha$ -organothio sulfones and their derivatives. They have been captured by suitable nucleophilic trapping reagents (diazomethane, enol ethers, and others). Their nucleophilic carbenoid precursors could be trapped by an electrophilic olefin (ketene dithioacetal S,S-dioxides as Michael acceptors). Stable carbene Z-dimers could be obtained under various conditions. Bromine catalyzed isomerization to E-isomers proved to be reversible.

### INTRODUCTION

During the sixties the pioneering work of U. Schöllkopf et al.<sup>2-5</sup> opened the door to the study of the chemistry of monothiocarbenes<sup>3</sup>, chloro thiocarbenes<sup>4</sup> as well as dithiocarbenes<sup>5</sup>. Following on our studies on  $\alpha$ -sulfonyl ethers<sup>6</sup> we investigated a.o. the typical reactions of donor substituted sulfonyl carbenes (donors: methoxy<sup>1</sup>, organothio<sup>7</sup>) in order to classify their philicity<sup>8</sup>. Decomposition of ylids **1** (method A) or  $\alpha$ -eliminations of YZ (predominantly HCl) (method B) from suitable precursors like **4** were preferentially used for carbene generation (Scheme 1).



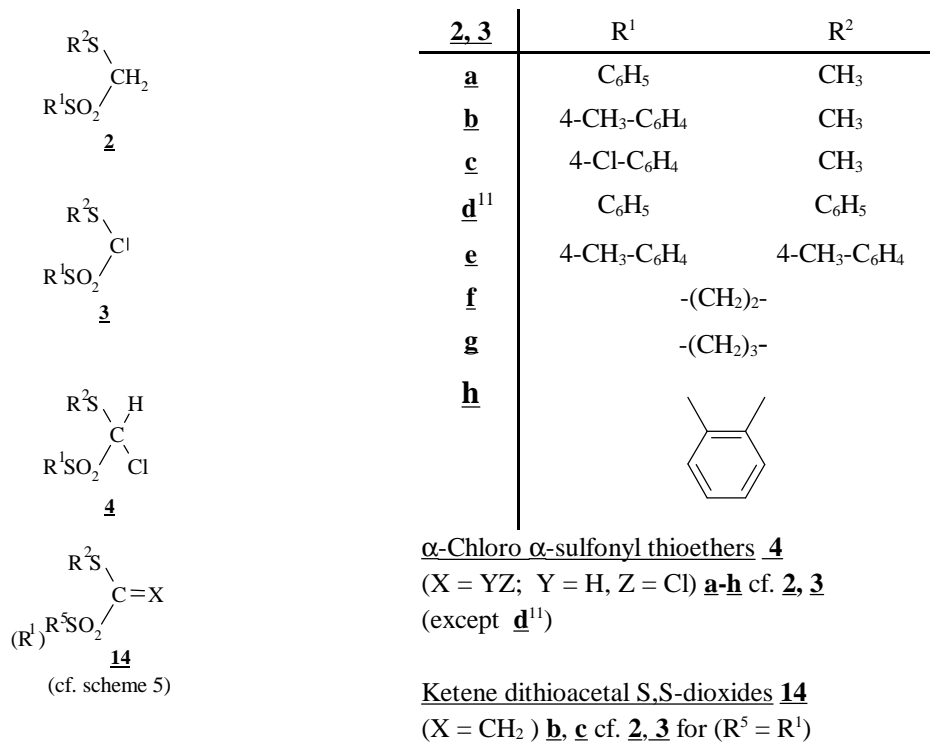
Scheme 1: Usual carbene generation pathways

### CARBENES FROM YLID-PRECURSORS, METHOD A.

Ylids **1** prepared from corresponding active methylene compounds **2** should give rise to corresponding carbenes **3** (Formula 1).

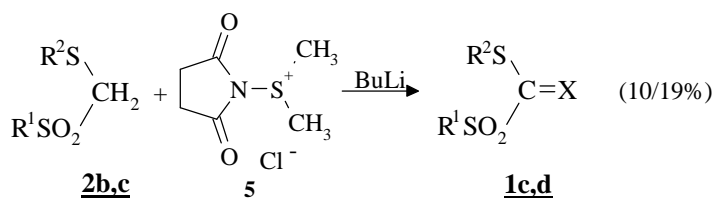
Ylids:	<b>1</b>	X	R <sup>1</sup>	R <sup>2</sup>
$\begin{array}{c} \text{R}^2-\text{S} \\ \diagdown \\ \text{C}=\text{X} \\ \diagup \\ \text{R}^1-\text{SO}_2 \end{array}$	<b>a</b>	N <sub>2</sub>	4-Cl-C <sub>6</sub> H <sub>4</sub>	CH <sub>3</sub>
	<b>b</b> <sup>11</sup>	IC <sub>6</sub> H <sub>5</sub>	C <sub>6</sub> H <sub>5</sub>	C <sub>6</sub> H <sub>5</sub>
	<b>c</b>	S(CH <sub>3</sub> ) <sub>2</sub>	4-CH <sub>3</sub> -C <sub>6</sub> H <sub>4</sub>	CH <sub>3</sub>
	<b>d</b>	S(CH <sub>3</sub> ) <sub>2</sub>	4-Cl-C <sub>6</sub> H <sub>4</sub>	CH <sub>3</sub>

Methylene activated sulfones **2** (X = H<sub>2</sub>) and carbenes **3** (X = I)



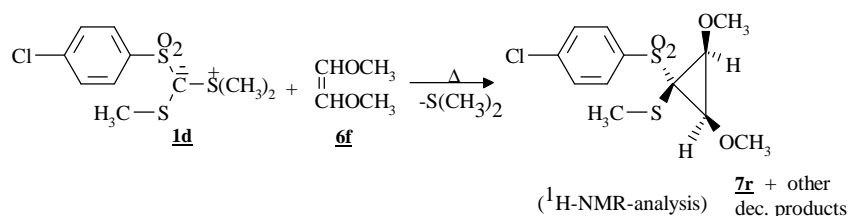
Formula 1: Carbenes **3**, precursors **1, 2, 4** and methylenation products **14**

Attempts to generate **1a**<sup>9</sup> via diazo transfer from tosyl azide<sup>10</sup> proved to be unsuccessful and only unchanged starting materials were recovered. **1b** has been reported to decompose in situ at -10°C yielding carbon dioxide and diphenyl disulfide<sup>11</sup>. After a series of unsuccessful attempts sulfonium ylids **1c,d** could be obtained in poor yields as rather stable compounds by use of dimethyl N-succinimidodisulfonium chloride **5**<sup>12</sup> (Scheme 2).



Scheme 2: Synthesis of dimethyl sulfonium arylsulfonyl methylthio methylids **1c, d**

Thermal decomposition of **1d** (method A) in a boiling Z,E mixture (3:1) of 1,2-dimethoxyethylene (**6f**) (excess) gave cyclopropane **7** and various other compounds determined by <sup>1</sup>H-NMR analysis and comparison with independently prepared material<sup>12a</sup> (Scheme 3).



Scheme 3: Trapping of carbene **3c** by means of **6f**

## CARBENES FROM CARBANIONIC PRECURSORS, METHOD B

No further attempts were made using method A because yields of **7** were too low and because parallel experiments according to method B proved to be more successful. Subsequently dithioacetal-S,S-dioxides **2**

have been prepared according to known procedures (**2d**<sup>11</sup> was not utilized in this paper; other preparative methods<sup>13</sup> of starting compounds **2** were not applied):

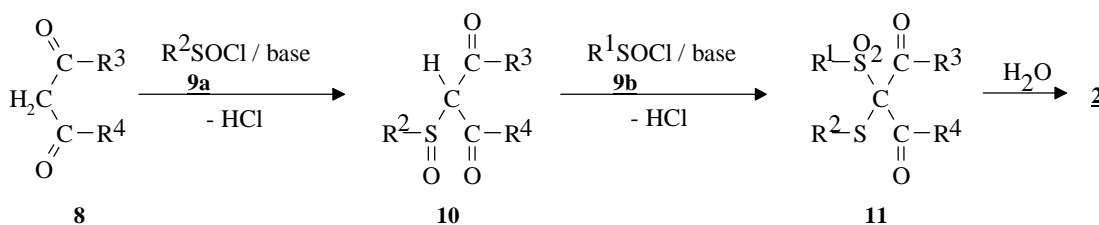
Method I ("Gibson's method")<sup>14</sup>:  $\alpha$ -Sulfonylation of  $\alpha$ -sulfonyl ketones followed by acyl cleavage;

Method II: Selective unsymmetrical bisoxidation of dithioacetals<sup>15</sup>;

Method IIIa: Nucleophilic  $\alpha$ -substitution of negatively substituted alkyl thioethers by means of sulfinate anion<sup>16</sup>;

Method IIIb: Nucleophilic  $\alpha$ -substitution of chloride in chloromethyl sulfones by means of thiolate anion<sup>17</sup>;

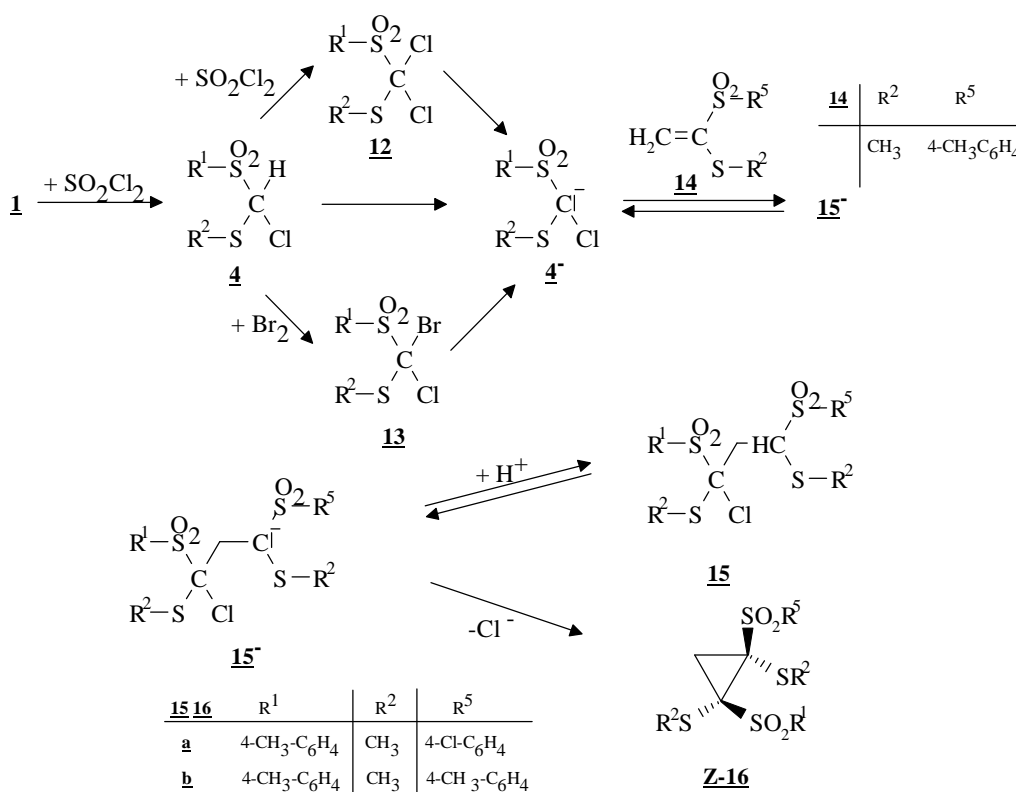
Method IV: "sulfinate-sulfone Pummerer rearrangement"<sup>18</sup> during sulfonylation of methylene activated compounds with sulfinyl chlorides ("Philbin-Wheeler method")<sup>19</sup> followed by twofold acyl cleavage<sup>20</sup> (Scheme 4).



Scheme 4: Synthesis of  $\alpha$ -sulfonyl thioethers **2** (organothiomethyl sulfones) via "sulfinate-sulfone Pummerer rearrangement"

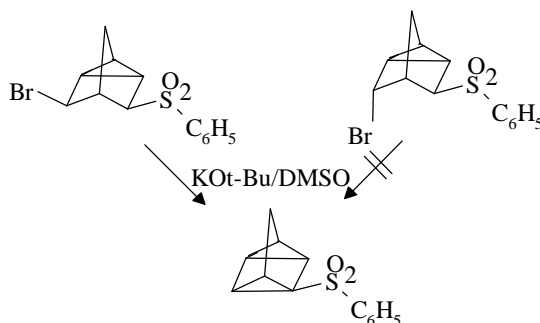
Although intermediates **10** and **11** can be isolated, however, the use of **9a**, **9b** ( $R^1=R^2$ ) afforded **2** from **8** via a one-pot procedure.

Monochlorination of **2** to give corresponding  $\alpha$ -chloro  $\alpha$ -sulfonyl thioethers **4** by means of sulfonyl chloride ensued easily<sup>21</sup>, although caution was needed with some examples to prevent undesired dichlorination<sup>12a</sup> (formation of **12**). Stepwise halogenation of **2** with sulfonyl chloride and finally with bromine-pyridine 1:1 mixture in chloroform gave rise to crystalline  $\alpha$ -bromo- $\alpha$ -chloro- $\alpha$ -sulfonyl thioethers **13**. Methine proton exchange in **4** (or halogen exchange in **12**, **13** under PTC-conditions) led to reactive carbanions **4<sup>-</sup>** which could be trapped by electrophilic ketene dithioacetal-S,S-dioxide **14** via a Michael-type addition at low temperature and short reaction times to give  $\gamma$ -disulfones **15** (Scheme 5).



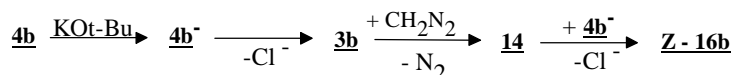
Scheme 5: Formation and reactions of halogenated sulfonyl thioethers **4**, **12** and **13**

Although **15** was shown by  $^1\text{H-NMR}$  spectroscopy to be a mixture of diastereomers (m.d.), the *Z*-isomer **16** could be obtained exclusively. This surprising result<sup>23c</sup> could be due to a fast retro-addition/addition equilibrium connected with steric equilibration. It is known that cyclopropanations of  $\gamma$ -halogen  $\alpha$ -sulfonyl carbanions presuppose an appropriate steric arrangement<sup>23</sup> (Formula 2).



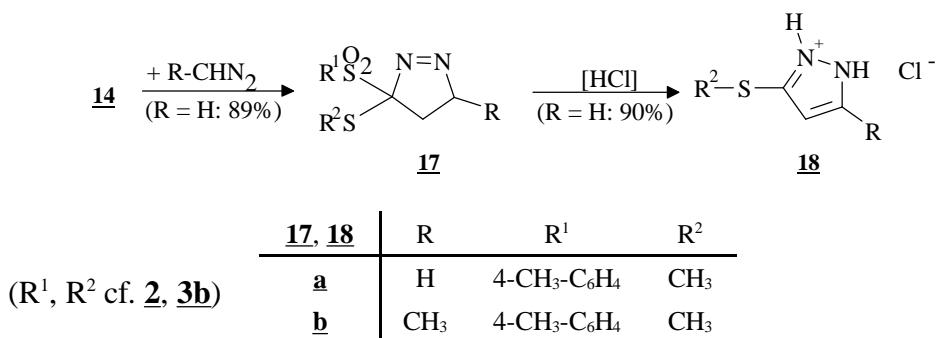
Formula 2: Stereospecific cyclopropanation

Whereas methoxy arylsulfonyl carbenes<sup>1</sup> were trapped instantly by diazomethane to give rather inert ketene O,S-acetal S,S-dioxides, the corresponding ketene S,S-acetal S,S-dioxide **14**, generated in situ from title carbene **3b** and diazomethane, could be detected only by thin layer chromatography (TLC); owing to its high reactivity as a Michael acceptor (according to scheme 5) **4b<sup>-</sup>** immediately underwent cyclopropanation yielding *Z*-**16b** (Scheme 6).



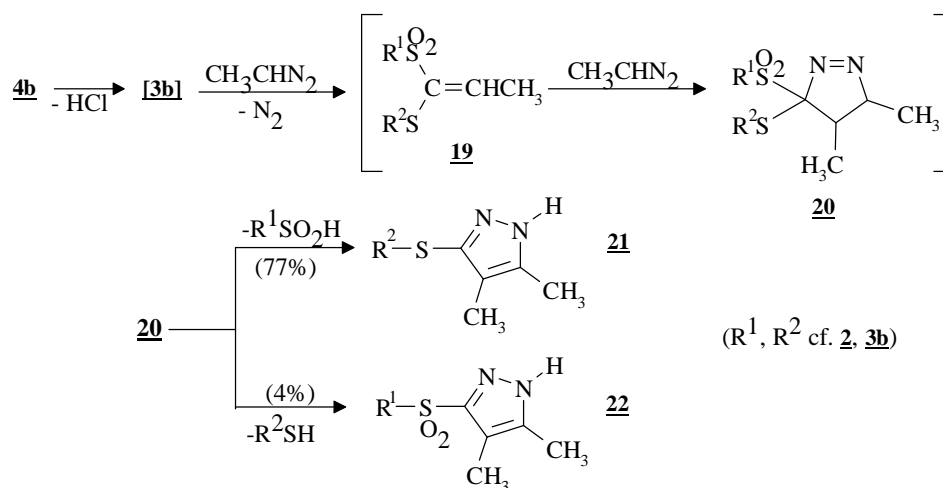
Scheme 6: Diazomethane trapping reaction of carbene **3b**

The commonly used Michael acceptor ethyl acrylate added to the reaction mixture did not participate in these cyclopropanations, i.e. **14** was a superior Michael acceptor. Furthermore, Scheme 6 showed that diazomethane (excess) was much less nucleophilic toward **14** than was **4b<sup>-</sup>**. Nevertheless, independently prepared **14** reacted with diazomethane via [3+2] cycloaddition to give pyrazoline **17a** which eliminated sulfonic acid to **18a** after treatment with hydrochloric acid (Scheme 7).



Scheme 7: 3-Methylthio pyrazolium salts **18** via cycloaddition and heteroaromatization

A corresponding cycloaddition of diazoethane to **14** led immediately to formation of 5-methyl-3-methylthio-pyrazole **18b** (isolated as the hydrochloride). In this case the pyrazoline intermediate **17b** could not be isolated. Consequently, reaction of carbene **3b** with two equivalents of diazoethane gave rise to 4,5-dimethyl-3-methylthio-pyrazole **21** (isolated as its hydrochloride in 77% yield); surprisingly, a small amount (4%) of 4,5-dimethyl-3- (4-tosyl)-pyrazole was formed additionally (Scheme 8).

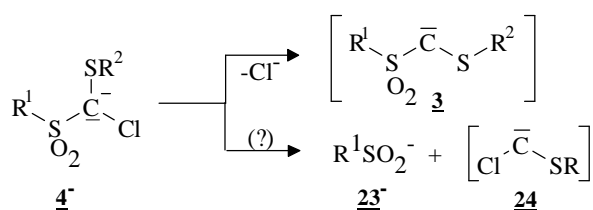


Scheme 8: Reaction of diazoethane (excess) with carbene **3b**

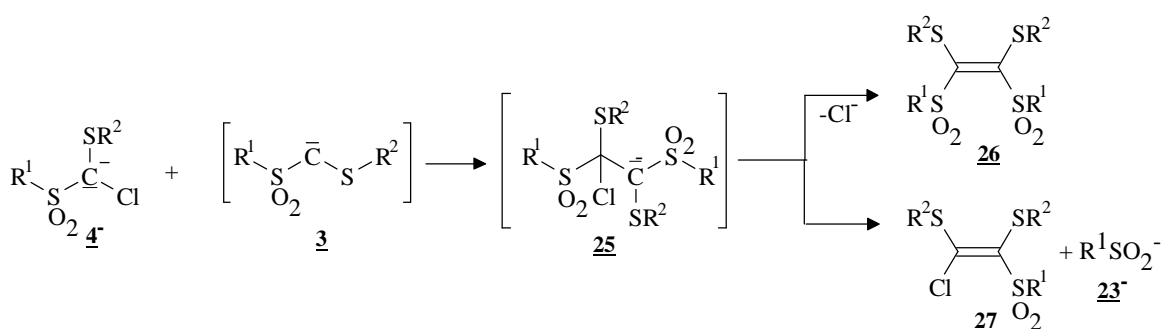
### CYCLOPROPANES VIA TRAPPING REACTIONS OF THE TITLE CARBENES WITH REACTIVE OLEFINS

Whereas trapping experiments of PTC-generated carbenes **3** with ordinary olefins (i-butene, cyclohexene, E-stilbene, tetraphenylethylene, phenanthrene) failed, corresponding experiments with enol ethers, endiol ethers, and styrenes were successful. This selectivity classified carbenes **3** as less reactive electrophilic carbenes. Nevertheless, in the absence of trapping olefins or in the presence of less reactive olefins carbenes **3** suffered self-decomposition in presence of their carbenoids **4<sup>-</sup>** with formation of corresponding sulfonates **23<sup>-</sup>**. As has been shown in earlier papers on arylsulfonyl methoxy carbenes<sup>24</sup> S-addition to sulfinate leads to β-disulfones in good yields. Principally, two pathways leading to formation of sulfinate seem to be possible: a) α-elimination from carbenoids **4<sup>-</sup>**; b) β-elimination from carbene-carbenoid adducts, this last step according to the Stuffer-Backer mechanism<sup>25</sup> (Scheme 9).

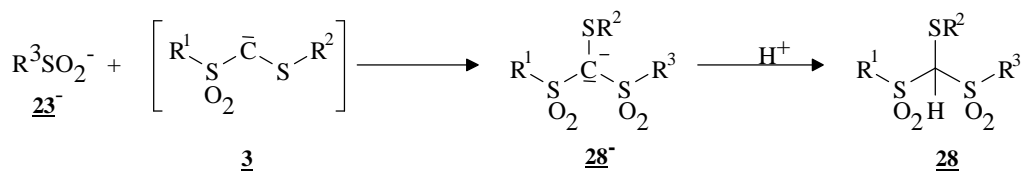
a) α-eliminations:



b) carbenoid-carbene C,C-connections with subsequent β-eliminations:



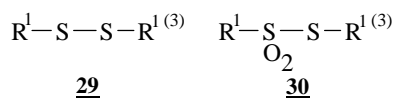
c) Trithioorthoformate S,S,S',S'-tetroxides (**28**) via sulfinate S-addition to carbenes:



<u><b>28</b></u>	R <sup>1</sup>	R <sup>2</sup>	R <sup>3</sup>
<u><b>a</b></u>	4-CH <sub>3</sub> -C <sub>6</sub> H <sub>4</sub>	CH <sub>3</sub>	4-CH <sub>3</sub> -C <sub>6</sub> H <sub>4</sub>
<u><b>b</b></u>	4-Cl-C <sub>6</sub> H <sub>4</sub>	CH <sub>3</sub>	4-CH <sub>3</sub> -C <sub>6</sub> H <sub>4</sub>
<u><b>c</b></u>	4-CH <sub>3</sub> -C <sub>6</sub> H <sub>4</sub>	4-CH <sub>3</sub> -C <sub>6</sub> H <sub>4</sub>	4-CH <sub>3</sub> -C <sub>6</sub> H <sub>4</sub>

Scheme 9: Possibilities for generation and reaction of sulfinate during base catalyzed decomposition of **4**

Sulfinate S-addition occurs only with donor-acceptor substituted carbenes<sup>1,26</sup> whereas O-addition followed by fragmentation usually predominates<sup>27</sup>. This latter reaction would lead to disulfides **29** and thiosulfonates **30** which were actually identified together with up to ten by-products (TLC-analysis) (Formula 3).

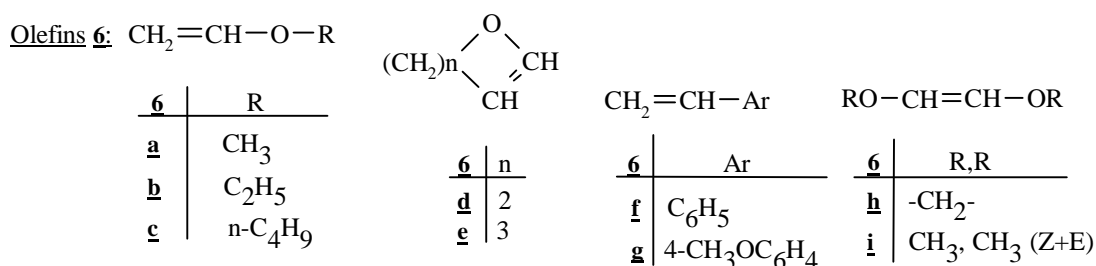


Formula 3: Disulfides **29** and Thiosulfonates **30**

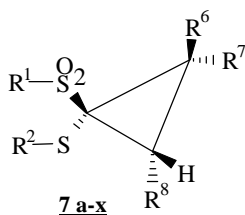
However, the origin of the formation of **29**, **30** has not been investigated because these compounds are usual decomposition products of the corresponding sulfinic acids **23**.

Generation of carbenes **3** was carried out under PTC conditions [KOH/H<sub>2</sub>O/CH<sub>2</sub>Cl<sub>2</sub>] using 18-crown-6 as the most effective catalyst (found order of efficiency during cyclopropanations of 2,3-dihydrofuran **6d** with **3b** yielding **7h**: 18-crown-6 (59%) > triethylamine (49%) > tri-n-butylamine (47%) > DBU (1.8-diazabicyclo [5.4.0.]undec-7-en) (21%) > Hünig base (ethyldi-i-propylamine) (13%) > N,N-diethylaniline (12%).

Use of aprotic reaction conditions (solvents: absol. THF or DMF; base: potassium t-butoxide) led to lower yields. The following reactive olefins **6** have been utilized for cyclopropanations: Alkyl vinyl ethers **6a-c**, cyclic enol ethers **6d, e**, styrenes **6f, g**, 1,2-enediol ethers **6h, i** (Z and E) (Formula 4).



Formula 4: Applied carbene trapping olefins **6**

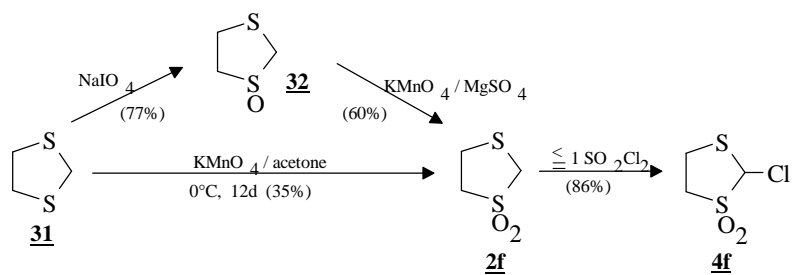


**Table I:** Cyclopropanes **7**

<b>7</b>	R <sup>1</sup>	R <sup>2</sup>	R <sup>6</sup>	R <sup>7</sup>	R <sup>8</sup>	yield (%)
<b>a</b>	4-CH <sub>3</sub> C <sub>6</sub> H <sub>4</sub>	CH <sub>3</sub>	H	OCH <sub>3</sub>	H	76.5
<b>b</b>	4-ClC <sub>6</sub> H <sub>4</sub>	CH <sub>3</sub>	H	OCH <sub>3</sub>	H	31.4
<b>c</b>	4-CH <sub>3</sub> C <sub>6</sub> H <sub>4</sub>	CH <sub>3</sub>	H	OC <sub>2</sub> H <sub>5</sub>	H	86.6
<b>d</b>	4-ClC <sub>6</sub> H <sub>4</sub>	CH <sub>3</sub>	H	OC <sub>2</sub> H <sub>5</sub>	H	78.4
<b>e</b>	4-CH <sub>3</sub> C <sub>6</sub> H <sub>4</sub>	CH <sub>3</sub>	H	OC <sub>4</sub> H <sub>9</sub>	H	63.6
<b>f</b>	4-ClC <sub>6</sub> H <sub>4</sub>	CH <sub>3</sub>	H	OC <sub>4</sub> H <sub>9</sub>	H	71.7
<b>g</b>	C <sub>6</sub> H <sub>5</sub>	CH <sub>3</sub>	H	-O(CH <sub>2</sub> ) <sub>2</sub> -		51.8 (57.3) <sup>a</sup>
<b>h</b>	4-CH <sub>3</sub> C <sub>6</sub> H <sub>4</sub>	CH <sub>3</sub>	H	-O(CH <sub>2</sub> ) <sub>2</sub> -		59
<b>i</b>	4-ClC <sub>6</sub> H <sub>4</sub>	CH <sub>3</sub>	H	-O(CH <sub>2</sub> ) <sub>2</sub> -		37
<b>j</b>	4-CH <sub>3</sub> C <sub>6</sub> H <sub>4</sub>	4-CH <sub>3</sub> C <sub>6</sub> H <sub>4</sub>	H	-O(CH <sub>2</sub> ) <sub>3</sub> -		37.4
<b>k</b>	4-CH <sub>3</sub> C <sub>6</sub> H <sub>4</sub>	CH <sub>3</sub>	H	C <sub>6</sub> H <sub>5</sub>	H	50
<b>l</b>	4-CH <sub>3</sub> C <sub>6</sub> H <sub>4</sub>	CH <sub>3</sub>	H	4-CH <sub>3</sub> OC <sub>6</sub> H <sub>4</sub>	H	46
<b>m</b>	4-CH <sub>3</sub> C <sub>6</sub> H <sub>4</sub>	4-CH <sub>3</sub> C <sub>6</sub> H <sub>4</sub>	H	C <sub>6</sub> H <sub>5</sub>	H	71.5
<b>n</b>	4-CH <sub>3</sub> C <sub>6</sub> H <sub>4</sub>	4-CH <sub>3</sub> C <sub>6</sub> H <sub>4</sub>	H	4-CH <sub>3</sub> OC <sub>6</sub> H <sub>4</sub>	H	66.6
<b>o</b>	4-CH <sub>3</sub> C <sub>6</sub> H <sub>4</sub>	CH <sub>3</sub>	H	-O-CH <sub>2</sub> -O-		61.5
<b>p</b>	C <sub>6</sub> H <sub>5</sub>	CH <sub>3</sub>	H	OCH <sub>3</sub>	OCH <sub>3</sub>	36.2
<b>q</b>	4-CH <sub>3</sub> C <sub>6</sub> H <sub>4</sub>	CH <sub>3</sub>	H	OCH <sub>3</sub>	OCH <sub>3</sub>	87 (91)
<b>r</b>	4-ClC <sub>6</sub> H <sub>4</sub>	CH <sub>3</sub>	H	OCH <sub>3</sub>	OCH <sub>3</sub>	90.5
<b>s</b>	4-CH <sub>3</sub> C <sub>6</sub> H <sub>4</sub>	4-CH <sub>3</sub> C <sub>6</sub> H <sub>4</sub>	H	OCH <sub>3</sub>	OCH <sub>3</sub>	56
<b>t</b>	4-CH <sub>3</sub> C <sub>6</sub> H <sub>4</sub>	CH <sub>3</sub>	OCH <sub>3</sub>	H	OCH <sub>3</sub>	10.3
<b>u</b>	4-CH <sub>3</sub> C <sub>6</sub> H <sub>4</sub>	4-CH <sub>3</sub> C <sub>6</sub> H <sub>4</sub>	OCH <sub>3</sub>	H	OCH <sub>3</sub>	54
<b>v</b>	-(CH <sub>2</sub> ) <sub>2</sub> -		H	OCH <sub>3</sub>	OCH <sub>3</sub>	66.9 <sup>b</sup>
<b>w</b>	-(CH <sub>2</sub> ) <sub>3</sub> -		H	OCH <sub>3</sub>	OCH <sub>3</sub>	35.7 <sup>b</sup>
<b>x</b>			H	OCH <sub>3</sub>	OCH <sub>3</sub>	51.6

<sup>a</sup> in the presence of Me<sub>3</sub>SiCl; <sup>b</sup> BuLi in hexane

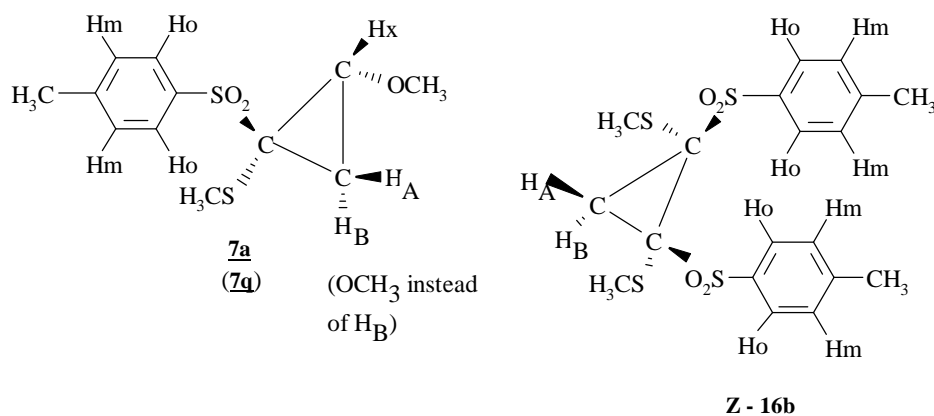
Preparation of cyclopropane **7v** needed the chloro compound **4f** derived from cyclic sulfone **2f**. Since these simple heterocyclic compounds hitherto were unknown the method of preparation is given. 1,3-Dithiolane<sup>28</sup> (**31**) could be dioxidized selectively at one sulfur via a one-step or via a two step method (Scheme 10).



Scheme 10: Synthesis of **2f**

The two 1,3-dithiolane dioxides described in literature<sup>29,30</sup> were different from **2f** which was easily mono-(or bis-) chlorinated at C-2.

In order to determine the relative position of substituents in cyclopropanes **7** and **16** unambiguously, **7a**, **7q** and **16b** were subjected to <sup>1</sup>H-NMR shift measurements with Eu(FOD)<sub>3</sub> as earlier described<sup>1,30a</sup>. In addition, the absolute structure of **16b** has been independently confirmed via X-ray analysis<sup>21a</sup> (Formula 5, Fig. I, Fig. II, Fig. III, Fig. IV).



Formula 5: Stereochemistry of trapped cyclopropanes **7a**, **7g** and **Z-16b**

In **7a** H<sub>X</sub> (**7q**: H<sub>cyclopropane</sub>) exhibited the strongest shift, in **Z-16b** H<sub>A</sub> exhibited the strongest shift after gradual addition of Eu(FOD)<sub>3</sub>. All other slopes of the shift diagrams were calculated relative to these basis slopes (Table II).

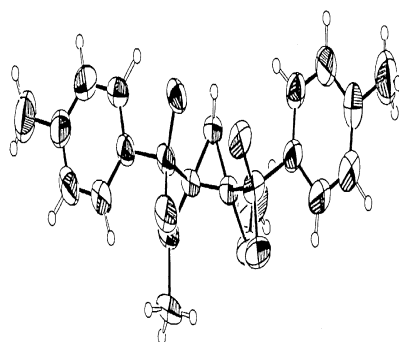


Fig. I: Contour plot of cis-1,2-bis(4-methylphenylsulfonyl)-trans-1,2-dimethylthio-cyclopropane (**Z-16b**)<sup>\*</sup>

**Table II:** Eu(FOD)<sub>3</sub>-shift experiments with **7a,7q** and **Z-16b**

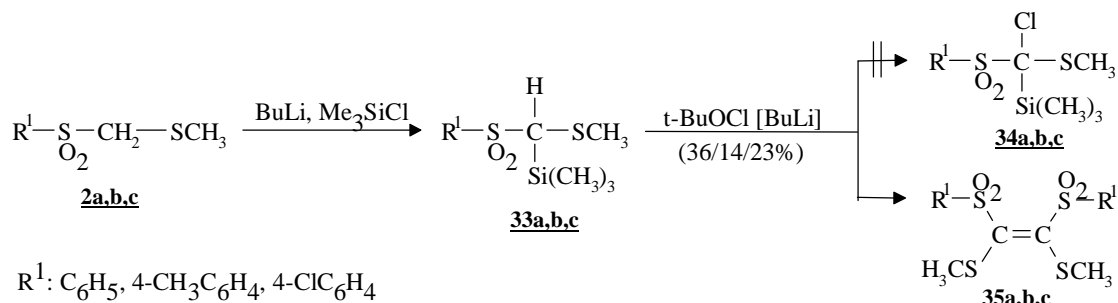
<b>7a</b>	H <sub>X</sub>	H <sub>A</sub>	H <sub>O</sub>	H <sub>B</sub>	SCH <sub>3</sub>	OCH <sub>3</sub>	H <sub>m</sub>	4-CH <sub>3</sub>	δ (ppm)
	(4.112)	(2.119)	(7.816)	(1.469)	(2.186)	(7.346)	(7.346)	(2.447)	
	1	1	0.82	0.48	0.4	0.23	0.13	0.03	
<b>7q</b>	H <sub>cycloprop</sub>	OCH <sub>3</sub>	H <sub>O</sub>	SCH <sub>3</sub>	H <sub>m</sub>	ArCH <sub>3</sub>	δ (ppm)		
	(4.11)	(3.34)	(7.95)	(2.31)	(7.46)	(2.48)			
	1	0.38	0.35	0.29	0.11	0.05			
<b>Z-16b</b>	H <sub>A</sub>	H <sub>B</sub>	SCH <sub>3</sub>	H <sub>O</sub>	H <sub>m</sub>	4-CH <sub>3</sub>	d (ppm)		
	(3.274)	(1.901)	(2.135)	(7.979)	(7.348)	(2.461)			
	1	0.34	0.22	0.19	2x10 <sup>-4</sup>	1x10 <sup>-4</sup>			

On basis of these values structures of all other cyclopropanes **7** were assigned.



## GENERATION OF CARBENE DIMERS.

Usually, carbene generation is accompanied by carbene dimerization, however, in the aforementioned carbene reactions no traces of dimerization products could be observed in the presence of strong bases. Therefore,  $\alpha$ -trimethylsilyl sulfones **33** of higher CH-acidity have been synthesized<sup>31</sup> which should be chlorinated to the corresponding  $\alpha$ -chloro  $\alpha$ -trimethylsilyl sulfones **34** under aprotic conditions (Scheme 11).



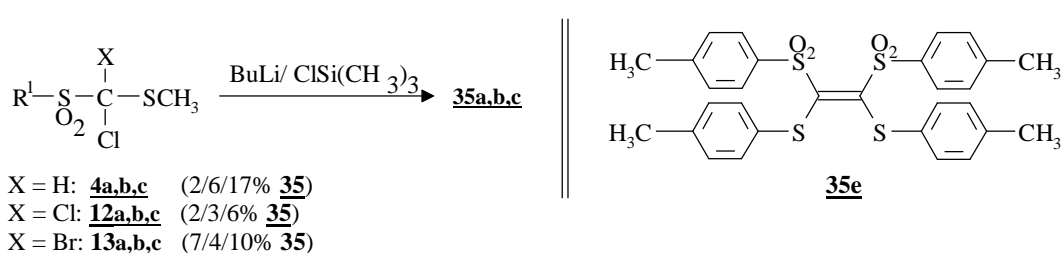
Scheme 11: Ostensible silylative dimerization of title carbenes, method I

No traces of chloro silyl sulfones **34** could be isolated, instead the high melting, well crystallizing dimers **35** were formed (Z/E ratios > 95/5). By-products were: **2**, **33**, monochlorinated **4** as well as bischlorinated **12** besides traces of  $\beta$ -disulfones **28**.

If the chlorinating agent tert. butylhypochlorite was replaced by hexachloroethane carbene dimer **35** to  $\beta$ -disulfone **28** ~1:1 mixtures were obtained, replacement of hexachloroethane by carbon tetrachloride resulted in a predominating formation of  $\beta$ -disulfones **28** besides trace amounts of carbene dimers **35**.

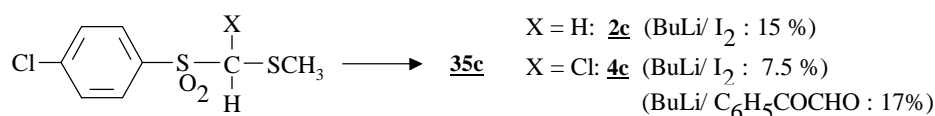
When the above chlorination of **33a** with tert. butylhypochlorite was carried out in the presence of dimethoxyethylene (**6h**: E/Z = 1/3 mixture, excess), no carbene dimer **35a** was formed, instead cyclopropane **7p** was main product in 36% yield (cf. table I).

Initial silylation was the preferred reaction of Scheme 11, then chlorination of the anions of **33** was joining. In order to study the significance of the silyl group, Scheme 12 describes inversion of Scheme 11, i.e.  $\alpha$ -chloro sulfones **4**, their dichlorinated analogs **12** or their brominated products **13** served as carbanion precursors. As shown in Scheme 11 carbanionization with BuLi in the presence of trimethylsilyl chloride led to immediate formation of carbene dimers **35** in somewhat lower yields (Scheme 12). Correspondingly, tetraarylthio-substituted dimer **35e** was accessible in low yields (2% from **4e** respectively 11% from **12e**).



Scheme 12: Ostensible silylative dimerization of the title carbenes, method II

Oxidative dimerization of carbanions generated from **2c** or **4c** by means of iodine or phenyl glyoxal, which usually prefer one-electron-oxidations, also gave **35c** but in poor yields (Scheme 13).



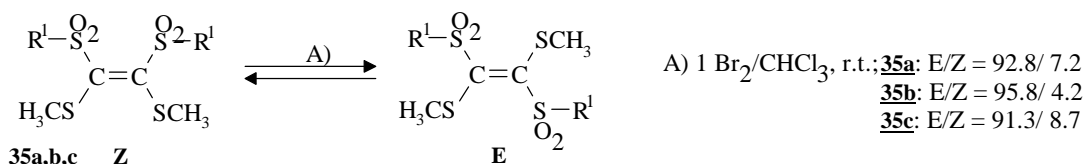
Scheme 13: Oxidative C,C-connections yielding **35**, method III

Attempted reductive C,C-connections starting from dichloro sulfonyl thioether **12c**, from bromochloro sulfonyl thioether **13c** or from its dibromo analogue (not described here in detail) by means of copper, zinc, or

magnesium were unsuccessful. Neither formation of dimer **35c** nor of carbene trapping product **7r** with 1,2-dimethoxyethylene were observed.

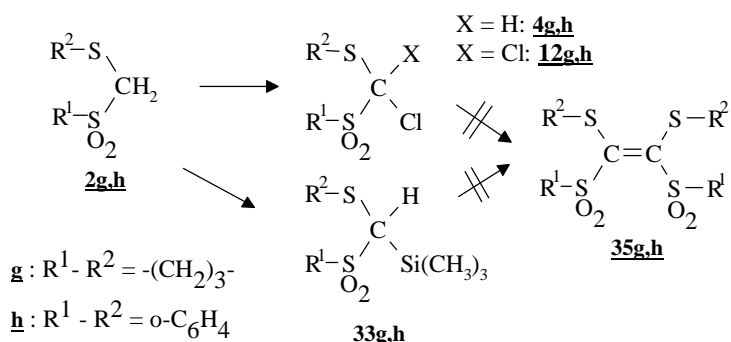
Methods I-III yielded nearly pure **Z**-isomers **35** as was observed in other cases (cf. the cis-effect<sup>32,33</sup>). Isomerizations >90% yielding the corresponding **E**-isomers **35** resulted from addition of molar amounts of bromine in chloroform solution; bromine could be replaced neither by iodine (no reaction) nor by chlorine (decomposition).

**E-35** isomers proved to be rather unstable under normal conditions, they reisolomerized as in the solid state as in solution to form their **Z**-isomers **35** (Scheme 14).



Scheme 14: Reversible isomerizations of carbene dimers **35**

As outlined in table I (cyclopropanes **7v,w,x**) cyclic carbenes **3f, g, h** could be generated from the corresponding  $\alpha$ -chloro  $\alpha$ -sulfonyl thioethers **4f, g, h** as described for open chain analogs. However, their formal dimers **35f, g, h** were not accessible as described before; likewise, attempts starting from the corresponding trimethylsilyl sulfonyl thioethers **33, g, h** (**33f** not accessible via described preparation procedure in consequence of carbanion instability of **2f**) failed (Scheme 15).



Scheme 15: Unsuccessful attempts to synthesize cyclic carbene dimers **35g, h**

In the case of **35h** this failure was surprising since corresponding open chain tetraaryl sulfur substituted ethylene **35e** ( $\text{R}^1, \text{R}^2 = 4\text{-CH}_3\text{C}_6\text{H}_4$ ) could be obtained as in the above mentioned cases.

## CONCLUSION

Organothio sulfonyl carbenes **3** proved to be electrophilic carbenes similar to their methoxy analogs<sup>1</sup>. Prepared in situ via ylid decomposition (method A) or via  $\alpha$ -eliminations (method B) they could be trapped by sufficiently nucleophilic reagents (i.e. sulfinate anions, diazo alkanes, enoethers, styrenes).

The usual carbene dimerizations were prevented by traces of sulfinate anions. After silylative removal of sulfinate impurities<sup>34</sup> trapping of the **Z**-dimers was observed for the first time. **Z/E** isomerizations proved to be easily reversible.

A series of sulfur substituted cyclopropanes as well as several types of heterocyclic compounds were easily accessible via the title carbenes. Structure elucidations were afforded by <sup>1</sup>H-NMR shift measurements and X-ray analysis.

## EXPERIMENTAL PART

Melting points were determined using a Kofler apparatus and/or a Fus-O-mat<sup>35</sup> of Heraeus. Elemental analyses<sup>36</sup> were in agreement with the calculated values. Infrared spectra were recorded on Beckman IR4230 or IR33 spectrometers. <sup>1</sup>H and <sup>13</sup>C NMR spectra were recorded predominantly on Bruker WH90 and AM400 spectrometers of CDCl<sub>3</sub> solutions (TMS as internal standard). TLC used Alugram<sup>®</sup> SIL G/UV<sub>254</sub> foils from Macherey and Nagel. A 1-2:3 E/Z mixture of 1,2-dimethoxyethylene isomers<sup>1</sup> was separated by use of a micro spinning band column from NORMAG (100 cm length, 1200 cpm), fractions were monitored by GC using a Hewlett-Packard 5750 G.

Preparation of dithioacetal-S,S-dioxides **2** a) via method I (Gibson's method)<sup>14</sup>: 0.1 mol arylsulfonylaceto-phenone<sup>37</sup>, 10.6 g, (0.1 mol) sodium carbonate, and 0.1 mol methylthio methanesulfonate or methylthio 4-chlorobenzenesulfonate were heated with stirring in 200 ml ethanol until the evolution of carbon dioxide stopped (1-2 h). The reaction mixture was added to 500 ml ice water and the immediately formed arylsulfonyl thioethers **2** were extracted with dichloromethane; occasionally, acyl cleavages did not proceed completely. In these cases the crystalline and insoluble precursors were cleaved by an additional heating with dilute aqueous-alcoholic sodium hydroxide solution. In the case of **2c** thiolation must be carried out by means of methylthio 4-chlorobenzenesulfonate, otherwise the 4-chlorobenzenesulfonyl group was easily substituted as the corresponding sulfinate by more nucleophilic methanesulfinate formed during conversion. In accordance with literature data, the following arylsulfonyl methylthiomethylsulfones were obtained: **2a** (R<sup>1</sup> = C<sub>6</sub>H<sub>5</sub>), 80%, m.p. 84 °C (methanol)<sup>14b</sup>; **2b** (R<sup>1</sup> = 4-CH<sub>3</sub>-C<sub>6</sub>H<sub>4</sub>), 85%, m.p. 80 °C (methanol)<sup>14a</sup>; **2c** (R<sup>1</sup> = 4-Cl-C<sub>6</sub>H<sub>4</sub>), 85%, m.p. 92 °C (methanol)<sup>14b</sup>.

b) via method II (Selective unsymmetrical bisoxidation of 1,3-dithiolane (**31**)<sup>28</sup>); One-step method: A solution of 4.25 g (40 mmol) 1,3-dithiolane in 200 ml acetone was stirred at 0 °C for 12 d during gradual addition of 12.64 g (80 mmol) of potassium permanganate. The inorganic precipitate was removed by filtration, the solvent was distilled off, finally i. vac., and a few ml of absolute ether were added. The resulting colorless crystals of 1,3-dithiolane-1,1-dioxide (**2f**) were recrystallized from ethanol, 1.93 g (35%), m.p. 73.5 °C. This substance was not identical with the two 1,3-dithiolane dioxides mentioned already in the literature (m.p. 134 °C<sup>29</sup>; m.p. 157-158.5 °C<sup>30</sup>). C<sub>3</sub>H<sub>6</sub>O<sub>2</sub>S<sub>2</sub> (138.21); M<sup>+</sup> = 138; calc. C 26.07 H 4.38. found C 26.1 H 4.29; IR (KBr): 1305, 1125, 1110 (SO<sub>2</sub>) cm<sup>-1</sup>; <sup>1</sup>H-NMR (CDCl<sub>3</sub>/TMS): δ = 3.203 - 3.237 (m, 2H, SCH<sub>2</sub>), 3.312 - 3.346 (m, 2H, SO<sub>2</sub>CH<sub>2</sub>), 3.865 (s, 2H, SCH<sub>2</sub>SO<sub>2</sub>) ppm; <sup>13</sup>C-NMR (CDCl<sub>3</sub>/TMS): δ = 52.04 (C-2), 25.27 (C-4), 48.37 (C-5) ppm.

Two-step-method: A molar amount of sodium periodate in water (0.1 mol in 300 ml) was added dropwise under stirring at 0 °C to solutions of the cyclic dithioacetals 1,3-dithiolane<sup>28</sup>, 1,3-dithiane<sup>39</sup> or 1,3-benzodithiol<sup>40</sup> in methanol (0.1 mol in 1000 ml). Stirring was continued overnight. Precipitated sodium iodate was removed by filtration and the solvent was evaporated i. vac. at room temperature. The residue was dissolved in chloroform, dried with magnesium sulfate, and the solvent was removed for a second time. 1,3-Dithiolane-1-oxide resulted as an oil (77% yield), 1,3-dithiane-S-oxide crystallized after addition of a few ml of dry ether, m.p. 89 °C<sup>41</sup> (95% yield), 1,3-benzodithiol-1-oxide (94% yield) afforded colorless crystals after recrystallization from methanol, m.p. 93-94 °C; structural confirmations of these sulfoxides were carried out via further oxidation to their corresponding sulfones: A solution of 10.6 g (0.067 mol) potassium permanganate in 470 ml water was dropped under stirring at room temperature to a combined solution of the corresponding dithioacetaloxide (0.067 mol in 1 l dioxane) and of 33.6 g (0.28 mol) magnesium sulfate in 1 l water. Stirring was continued for 12 h and the solvent was removed i. vac. after filtration. The residue was extracted three times with 200 ml dichloromethane, the combined extracts were dried over magnesium sulfate and the solvent was removed. The sulfones **2f**, **2g**, **2h** crystallized after addition of a few ml of dry ether, **2f** (60% yield) and **2g** (100% yield) were recrystallized from ethanol, **2h** (73% yield) was recrystallized from methanol. The m.p. 73.5 °C of **2f** was identical with that of the one-pot procedure, the m.p. 138.5 °C of **2g** corresponded to the literature<sup>42</sup>, 1,3-benzodithiol-1,1-dioxide (**2h**): m.p. 55 °C; C<sub>7</sub>H<sub>6</sub>O<sub>2</sub>S<sub>2</sub> (186.3); M<sup>+</sup> = 186; calc. C 45.14 H 3.25, found C 45.1 H 3.24; IR (KBr): 1320, 1185, 1150 (SO<sub>2</sub>) cm<sup>-1</sup>; <sup>1</sup>H-NMR (CDCl<sub>3</sub>/TMS): δ = 4.368 (s, 2H, CH<sub>2</sub>), 7.348 - 7.386 (m, 2 H<sub>ar</sub>), 7.536-7.575 (m, 1 H<sub>ar</sub>), 7.707 - 7.730 (m, 1 H<sub>ar</sub>) ppm; <sup>13</sup>C (CDCl<sub>3</sub>/TMS): δ = 49.78 (CH<sub>2</sub>), 123.17, 125.57, 126.59, 133.98, 134.06, 134.24 (6 C<sub>ar</sub>) ppm.

c) via method IIIa ("Ogura's method")<sup>16</sup>: According to the described procedure starting from DMSO and acetic anhydride, in situ formed methylthiomethyl acetate was converted with sodium arenesulfonates **23a**, **23b** to afford **2a**, **2b** in larger amounts and in a high purity.

d) via method IIIb: Aryl chloromethyl sulfones were easily accessible by a procedure described by Bordwell and Cooper<sup>43</sup>. Further conversions with excess sodium methylthiolate in ethanol have been described frequently<sup>44a-c</sup> sulfones **2a** (87%), **2b** (85%), **2c** (81%) could be obtained by this method in high yields. Conversions of aryl bromomethyl sulfones<sup>45</sup> with arenethiolates gave lower yields.

e) via method IV (sulfinato-sulfone Pummerer rearrangement<sup>18</sup>): 10 g (0.1 mol) acetylacetone **8** ( $R^3, R^4 = CH_3$ ) and 15.8 g (0.2 mol) of dry pyridine were dissolved in 200 ml of absol. THF. After stirring and cooling with an ice salt mixture, 34.8 g (0.2 mol) pure p-toluenesulfinylchloride (**9b**) (purified by short path distillation i. Vac.<sup>46</sup>) in 30 ml absol. THF were added dropwise below  $-5\text{ }^\circ\text{C}$  and stirring was continued for 20 h at room temperature. Precipitated pyridine hydrochloride was removed by filtration, and the solvent was removed i. vac. by a rotary evaporator. **11** ( $R^3, R^4 = CH_3, R^1, R^2 = 4\text{-CH}_3\text{C}_6\text{H}_4$ ) was obtained in a crude yield of 92%. After recrystallization from methanol 29.3 g (78%), m.p.  $125\text{ }^\circ\text{C}$ , were obtained;  $\text{C}_{19}\text{H}_{20}\text{O}_4\text{S}_2$  (376.5), calc C 60.61 H 5.35 found C 60.83 H 5.38; IR (KBr): 1710, 1695 (C=O), 1315, 1180, 1140 ( $\text{SO}_2$ )  $\text{cm}^{-1}$ ,  $^1\text{H-NMR}$  ( $\text{CDCl}_3/\text{TMS}$ ):  $\delta = 2.32$  (6 H,  $\text{CH}_3\text{CO}$  and  $4\text{-CH}_3\text{C}_6\text{H}_4\text{S}$ ), 2.44 (3 H,  $4\text{-CH}_3\text{C}_6\text{H}_4\text{SO}_2$ ), 7.0 - 8.1 (m, 8  $\text{H}_{\text{ar}}$ ) ppm.

25.3 g (67 mmol) sulfone **11** were refluxed with a mixture of 10 g (175 mmol) potassium hydroxide in 200 ml ethanol and 40 ml water for 90 min. The solvent was removed i. vac. and the residue was recrystallized from methanol, m.p.  $76\text{ }^\circ\text{C}$  according to literature<sup>47</sup>; yield 15 g (77%).

Arylsulfonyl-dimethylsulfonio-methylthio-methylids **1c,d**: Solutions of 25 mmol **2** (5.4 g **2b** resp. 5.92 g **2c**) in 60 ml absol. THF were metalated at  $-78\text{ }^\circ\text{C}$  under nitrogen by slow addition of 53 mmol n-BuLi in hexane (21 ml of a 2.5-molar solution) and stirring for 90 min. A suspension of **5** in 25 ml absol. THF (prepared from 3.94 g (29.4 mmol) N-chlorosuccinimide and 2 g (29.4 mmol) dimethyl sulfide in 75 ml absol. dichloromethane) was slowly added and stirring was continued overnight at room temperature. The precipitated ylids **1c,d** were separated by filtration: Dimethyl sulfonio-4-methylphenylsulfonyl-methylthio-methylid (**1c**), 0.7 g (10%), colorless crystals, m.p.  $143\text{ }^\circ\text{C}$ ;  $\text{C}_{11}\text{H}_{16}\text{O}_2\text{S}_3$  (276.4), calc. C 47.79 H 5.83 found C 47.68 H 5.78; IR (KBr): 1255, 1130 ( $\text{SO}_2$ )  $\text{cm}^{-1}$ ;  $^1\text{H-NMR}$  ( $\text{CDCl}_3/\text{TMS}$ ):  $\delta = 2.152$  (s, 3 H,  $\text{SCH}_3$ ), 2.373 (s, 3 H,  $\text{ArCH}_3$ ), 2.561 (s, 6 H,  $\text{S}^+(\text{CH}_3)_2$ ), 7.208 (d,  $J = 8\text{ Hz}$ , 2  $\text{H}_{\text{ar}}$ ), 7.747 (d,  $J = 8.2\text{ Hz}$ , 2  $\text{H}_{\text{ar}}$ ) ppm. 4-Chlorophenylsulfonyl-dimethylsulfonio-methylthio-methylid (**1d**), 1.4 g (19%), colorless crystals, m.p.  $130\text{ }^\circ\text{C}$ ;  $\text{C}_{10}\text{H}_{13}\text{ClO}_2\text{S}_3$  (296.9), calc. C 40.46 H 4.41 found C 40.56 H 4.40; IR (KBr): 1270, 1260, 1150, 1140 ( $\text{SO}_2$ )  $\text{cm}^{-1}$ ;  $^1\text{H-NMR}$  ( $\text{CDCl}_3/\text{TMS}$ ):  $\delta = 2.179$  (s, 3 H,  $\text{SCH}_3$ ), 2.562 (s, 6 H,  $\text{S}^+(\text{CH}_3)_2$ ), 7.383 (d,  $J = 8.2\text{ Hz}$ , 2  $\text{H}_{\text{ar}}$ ), 7.804 (d,  $J = 8.3\text{ Hz}$ , 2  $\text{H}_{\text{ar}}$ ) ppm;  $^{13}\text{C-NMR}$  ( $\text{CDCl}_3/\text{TMS}$ ):  $\delta = 25.02$  ( $\text{SCH}_3$ ), 32.27 ( $\text{S}^+(\text{CH}_3)_2$ ), 51.66 (ylid-C), 127.32, 128.70, 136.82, 145.20 ( $\text{C}_{\text{ar}}$ ) ppm.

Thermal decomposition of **1d** and trapping of carbene intermediate **3d** in boiling Z,E-dimethoxyethylene (**6f**): 250 mg (0.84 mmol) **1c** and 5.28 g (60 mmol) **6f** were refluxed for 2 d. Aqueous work-up, extraction with ether, and usual removal of volatile components afforded a crude residue which exhibited the characteristic  $^1\text{H-NMR}$  signals of cyclopropane **7r** (isolation and characterization of **7r** see later).

Preparation of halogenated sulfonyl thioethers **4, 12, 13**. Arylsulfonylmonochloromethyl thioethers **4a-h** (except **d**), general procedure: 5.4 g (40 mmol) sulfonyl chloride in 50 ml absol. dichloromethane were dropped very slowly to a boiling solution of dithioacetal-S,S-dioxide **4a-g** (except **d**) (40-44 mmol) in 50 ml absol. dichloromethane. Boiling was continued for 1 h after addition, then the solvent was removed i. vac. and the residue was crystallized from methanol. Only in the case of **4h** Ogura's method<sup>21c</sup> in chloroform at  $0\text{ }^\circ\text{C}$  had been applied, using a ratio of 21 mmol **4h** to 50 mmol (4 ml) sulfonyl chloride; no dichlorination occurs in this case.

[Chloro-(methylthio)-methyl] phenyl sulfone (**4a**): 78% colorless oil, b.p.  $134\text{ }^\circ\text{C}/0.02\text{ Torr}$ ;  $\text{C}_{14}\text{H}_{12}\text{Cl}_2\text{O}_2\text{S}_2$  (347.3), calc. C 48.42 H 3.38 found C 48.26 H 3.40; IR (neat) 1340, 1315, 1170, 1155 ( $\text{SO}_2$ )  $\text{cm}^{-1}$ ;  $^1\text{H-NMR}$  ( $\text{CDCl}_3/\text{TMS}$ ):  $\delta = 2.451$  (s, 3 H,  $\text{SCH}_3$ ), 5.578 (s, 1 H, CH), 7.599 (t,  $J = 6.7\text{ Hz}$ , 2  $\text{H}_{\text{ar}}$ ), 7.664 - 7.775 (m, 1  $\text{H}_{\text{ar}}$ ), 7.985 (d,  $J = 7.5\text{ Hz}$ , 2  $\text{H}_{\text{ar}}$ ) ppm;  $^{13}\text{C-NMR}$  ( $\text{CDCl}_3/\text{TMS}$ ):  $\delta = 13.39$  ( $\text{SCH}_3$ ), 77.69 (CH), 128.81, 129.06, 129.97, 132.29, 133.93, 134.63 ( $\text{C}_{\text{ar}}$ ) ppm. [Chloro-(methylthio)-methyl] 4-methylphenyl sulfone (**4b**): 94%, colorless crystals, m.p.  $102.5\text{ }^\circ\text{C}$  (ref. 21c:  $100.5\text{-}101\text{ }^\circ\text{C}$ , 73%). [Chloro-(methylthio)-methyl] 4-chlorophenyl sulfone (**4c**): 82%, colorless crystals, m.p.  $70\text{-}71\text{ }^\circ\text{C}$ ;  $\text{C}_8\text{H}_8\text{Cl}_2\text{O}_2\text{S}_2$  (271.2) calc. C 35.43, H 2.97 found C 34.94 H 2.90; IR (KBr): 1330, 1153, 1145 ( $\text{SO}_2$ )  $\text{cm}^{-1}$ ;  $^1\text{H-NMR}$  ( $\text{CDCl}_3/\text{TMS}$ )<sup>48</sup>:  $\delta = 2.50$  (s, 3 H,  $\text{SCH}_3$ ), 5.60 (s, 1 H, CH), 7.57 - 8.07 (m, 4  $\text{H}_{\text{ar}}$ ). [Chloro-(4-methylphenylthio)-methyl] 4-methylphenyl sulfone (**4e**): 85%, colorless crystals, m.p.  $101\text{ }^\circ\text{C}$ , (ref. 21d:  $105\text{-}107\text{ }^\circ\text{C}$ , 83%); This literature method yields absolutely pure substances whereas the chlorination method affords products which contain small amounts of unreacted starting materials **2** or of dichlorination products **12** or of both **2** and **12**; thus, m.p. given here represent lower border values). 2-Chloro-1,3-dithiolane-1,1-dioxide (**4f**): 86%, colorless crystals, m.p.  $71\text{-}72.5\text{ }^\circ\text{C}$ ;  $\text{C}_3\text{H}_5\text{ClO}_2\text{S}_2$  (172.7) calc. C 20.87 H 2.92 found C 20.9 H 2.84; IR (KBr): 1330, 1320, 1160, 1150 ( $\text{SO}_2$ )  $\text{cm}^{-1}$ ;  $^1\text{H-NMR}$  ( $\text{CDCl}_3/\text{TMS}$ ):  $\delta = 3.225 - 3.302$  (m, 1 H of a  $\text{CH}_2$ -group), 3.399 - 3.547 (m, 3 H, 1 H of the aforementioned  $\text{CH}_2$  and 2 H of the

second CH<sub>2</sub>), 5.838 (s, 1 H, CH) ppm. 2-Chloro-1,3-dithiane-1,1-dioxide (**4g**): 86%, colorless crystals, m.p. 152 °C; C<sub>4</sub>H<sub>7</sub>ClO<sub>2</sub>S<sub>2</sub> (186.7) calc. C 25.74 H 3.78 found C 26.0 H 3.72; IR (KBr): 1320, 1305, 1175 (SO<sub>2</sub>) cm<sup>-1</sup>; <sup>1</sup>H-NMR (CDCl<sub>3</sub>/TMS): δ = 2.509 - 2.618 (m, 2 H, CH<sub>2</sub>), 2.699 - 2.768 (m, 1 H of a CH<sub>2</sub>), 3.042 - 3.087 (m, 1 H of a CH<sub>2</sub>), 3.192 - 3.264 (m, 1 H of a CH<sub>2</sub>), 3.637 - 3.715 (m, 1 H of a CH<sub>2</sub>), 5.593 (d, J = 2.4 Hz, 1 H, CH). 2-Chloro-1,3-benzodithiol-1,1-dioxide (**4h**): 95%, colorless crystals, m.p. 111-112 °C; C<sub>7</sub>H<sub>5</sub>ClO<sub>2</sub>S<sub>2</sub> (219.8), no elemental analysis available; IR (KBr): 1325, 1175, 1165 (SO<sub>2</sub>) cm<sup>-1</sup>; <sup>1</sup>H-NMR (CDCl<sub>3</sub>/TMS): δ = 6.057 (s, 1 H, CH), 7.403 (d, J = 8.0 Hz, 1 H<sub>ar</sub>), 7.449 - 7.485 (m, 1 H<sub>ar</sub>), 7.628 - 7.669 (m, 1 H<sub>ar</sub>); 7.805 - 7.827 (m, 1 H<sub>ar</sub>) ppm; <sup>13</sup>C-NMR (CDCl<sub>3</sub>/TMS): δ = 73.62 (CH), 124.87, 126.28, 127.81, 131.13, 134.95 (C<sub>ar</sub>) ppm.

Arylsulfonyl-dichloromethyl thioethers 12a-g (except **b** and **d**; for **12b** cf. ref. 21c, **12h** could not be obtained even by use of a larger excess of sulfonyl chloride); general procedure: 225 mmol sulfonyl chloride were dropped slowly to a solution of 100 mmol dithioacetal- S,S-dioxide **4** in 300 ml chloroform with stirring at 0 °C. Stirring was continued for 6 h at 0 °C, then 12 h at room temperature. The chloroform solution was washed with 400 ml water, 1 l ether was added, and the combined organic phases were washed with 1 l of water, then dried over magnesium sulfate. The solvent was evaporated and the residue was recrystallized from methanol. [Dichloro-(methylthio)-methyl] phenyl sulfone (**12a**): 86%, colorless crystals, m.p. 51 °C; C<sub>8</sub>H<sub>8</sub>Cl<sub>2</sub>O<sub>2</sub>S<sub>2</sub> (271.2) calc. C 35.43 H 2.97 found C 35.5 H 2.95; IR (KBr): 1335, 1160 (SO<sub>2</sub>) cm<sup>-1</sup>; <sup>1</sup>H-NMR (CDCl<sub>3</sub>/TMS): δ = 2.647 (s, 3 H, SCH<sub>3</sub>), 7.605 (t, J = 7.9 Hz, 2 H<sub>ar</sub>), 7.759 (t, J = 7.5 Hz, 1 H<sub>ar</sub>), (8.093 (d, J = 7.9 Hz, 2 H<sub>ar</sub>) ppm; <sup>13</sup>C-NMR (CDCl<sub>3</sub>/TMS): δ = 18.88 (SCH<sub>3</sub>), 102.52 (quart. C), 131.80, 132.32, 135.18 (C<sub>ar</sub>) ppm. [Dichloro-(methylthio)-methyl] 4-chlorophenyl sulfone (**12c**): 100%, colorless crystals, m.p. 74-74.5 °C, C<sub>8</sub>H<sub>7</sub>Cl<sub>3</sub>O<sub>2</sub>S<sub>2</sub> (305.7), calc. C 31.44 H 2.31 found C 31.32 H 2.47; IR (KBr): 1340, 1160 (SO<sub>2</sub>) cm<sup>-1</sup>; <sup>1</sup>H-NMR (CDCl<sub>3</sub>/TMS): δ = 2.650 (s, 3 H, SCH<sub>3</sub>), 7.580 (d, J = 8.9 Hz, 2 H<sub>ar</sub>), 8.021 (d, J = 8.6 Hz, 2 H<sub>ar</sub>) ppm; <sup>13</sup>C-NMR (CDCl<sub>3</sub>/TMS): δ = 18.94 (SCH<sub>3</sub>), 102.53 (quart. C), 128.91, 129.11, 129.25, 130.24, 133.65, 142.38 (C<sub>ar</sub>) ppm. [Dichloro-(4-methylphenylthio)-methyl] 4-methylphenyl sulfone (**12e**): 26%, colorless crystals, m.p. 122 °C, C<sub>15</sub>H<sub>14</sub>Cl<sub>2</sub>O<sub>2</sub>S<sub>2</sub> (361.3) M<sup>+</sup>: m/e = 361; calc. C 49.86 H 3.91 found C 49.85 H 3.87; IR (KBr): 1340, 1160 (SO<sub>2</sub>) cm<sup>-1</sup>; <sup>1</sup>H-NMR (CDCl<sub>3</sub>/TMS): δ = 2.397 (s, 3 H, S-ArCH<sub>3</sub>), 2.482 (s, 3 H, SO<sub>2</sub>-ArCH<sub>3</sub>), 7.233 (d, J = 8.1 Hz, 2 H<sub>ar</sub>), 7.383 (d, J = 8.2 Hz, 2 H<sub>ar</sub>), 7.657 (d, J = 8.1 Hz, 2 H<sub>ar</sub>), 7.982 (d, J = 8.3 Hz, 2 H<sub>ar</sub>) ppm; <sup>13</sup>C-NMR (CDCl<sub>3</sub>/TMS): δ = 21.47 (S-ArCH<sub>3</sub>), 21.80 (SO<sub>2</sub>-ArCH<sub>3</sub>), 103.26 (quart. C), 125.06, 129.23, 129.40, 129.77, 132.46, 138.07, 142.11, 146.58 (C<sub>ar</sub>) ppm. 2,2-Dichloro-1,3-dithiolane-1,1-dioxide (**12f**): 78%, colorless crystals, m.p. 185 °C, C<sub>3</sub>H<sub>4</sub>Cl<sub>2</sub>O<sub>2</sub>S<sub>2</sub> (207.2), no elemental analysis available; IR (KBr): 1335, 1325, 1155, 1140 (SO<sub>2</sub>) cm<sup>-1</sup>; <sup>1</sup>H-NMR (CDCl<sub>3</sub>/TMS): δ = 3.377 - 3.412 (t, J = 7 Hz, 2 H, SCH<sub>2</sub>), 3.607 - 3.662 (t, J = 7 Hz, 2 H, SO<sub>2</sub>CH<sub>2</sub>) ppm; <sup>13</sup>C-NMR (CDCl<sub>3</sub>/TMS): δ = 97.55 (C-2), 23.38 (C-4), 45.40 (C-5) ppm. 2,2-Dichloro-1,3-dithiane-1,1-dioxide (**12g**): 96%, colorless crystals, m.p. 140 °C, C<sub>4</sub>H<sub>6</sub>Cl<sub>2</sub>O<sub>2</sub>S<sub>2</sub> (221.1), no elemental analysis available; IR (KBr): 1335, 1155, 1145 (SO<sub>2</sub>) cm<sup>-1</sup>; <sup>1</sup>H-NMR (CDCl<sub>3</sub>/TMS): δ = 2.670 - 2.728 (m, 2 H, CH<sub>2</sub>), 3.033 (s, 2 H, CH<sub>2</sub>), 3.580 (d, J = 5.2 Hz, 2 H, CH<sub>2</sub>) ppm; <sup>13</sup>C-NMR (CDCl<sub>3</sub>/TMS): δ = 98.69 (C-2), 31.18 (C-4), 29.20 (C-5), 48.34 (C-6) ppm.

Arylsulfonyl-bromochloromethyl thioethers 13 (except **13d,e,h**); general procedure: 5.6 g (35.3 mmol) bromine were added slowly to a mixture of 20 mmol chlorosulfone **4** and 2 g (25.7 mmol) pyridine in 50 ml chloroform with stirring at 0 °C. Stirring was continued for 6 h at room temperature. 150 ml water were added and the mixture was extracted three times with 50 ml dichloromethane. The combined organic extracts were washed with 150 ml 10%-aqueous sodium thiosulfate, 150 ml water, and then dried over magnesium sulfate. The solvent was removed i. vac. and the oily residue was crystallized from methanol. [Bromo-chloro-(methylthio)-methyl] phenyl sulfone (**13a**): 67%, colorless crystals, m.p. 68 °C, C<sub>8</sub>H<sub>8</sub>BrClO<sub>2</sub>S<sub>2</sub> (314.7), no elemental analysis available; IR (KBr): 1325, 1155 (SO<sub>2</sub>) cm<sup>-1</sup>; <sup>1</sup>H-NMR (CDCl<sub>3</sub>/TMS): δ = 2.625 (s, 3 H, SCH<sub>3</sub>), 7.602 (t, J = 7.8 Hz, 2 H<sub>ar</sub>), 7.757 (t, J = 6.2 Hz, 1 H<sub>ar</sub>), 8.107 (d, J = 8.5 Hz, 2 H<sub>ar</sub>) ppm; <sup>13</sup>C-NMR (CDCl<sub>3</sub>/TMS): δ = 20.53 (SCH<sub>3</sub>), 90.72 (quart. C), 128.48, 128.58, 131.37, 132.53, 132.78, 135.13 (C<sub>ar</sub>) ppm. [Bromo-chloro-(methylthio)-methyl] 4-methylphenyl sulfone (**13b**): 35%, colorless crystals, m.p. 90 °C, C<sub>9</sub>H<sub>10</sub>BrClO<sub>2</sub>S<sub>2</sub> (328.8), no elemental analysis available; IR (KBr) 1330, 1150 (SO<sub>2</sub>) cm<sup>-1</sup>; <sup>1</sup>H-NMR (CDCl<sub>3</sub>/TMS): δ = 2.493 (s, 3 H, ArCH<sub>3</sub>), 2.622 (s, 3 H, SCH<sub>3</sub>), 7.388 (d, J = 8.1 Hz, 2 H<sub>ar</sub>), 7.984 (d, J = 8.4 Hz, 2 H<sub>ar</sub>) ppm; <sup>13</sup>C-NMR (CDCl<sub>3</sub>/TMS): δ = 21.82 (ArCH<sub>3</sub>), 20.54 (SCH<sub>3</sub>), 90.98 (quart. C), 128.27, 129.08, 129.32, 132.61, 132.84, 146.65 (C<sub>ar</sub>) ppm. [Bromo-chloro-(methylthio)-methyl] 4-chlorophenyl sulfone (**13c**): 52%, colorless crystals, m.p. 71 °C, C<sub>8</sub>H<sub>7</sub>BrCl<sub>2</sub>O<sub>2</sub>S<sub>2</sub> (350.1) calc. C 27.45 H 2.02 found C 27.40 H 1.97; IR (KBr): 1335, 1150 (SO<sub>2</sub>) cm<sup>-1</sup>; <sup>1</sup>H-NMR (CDCl<sub>3</sub>/TMS): δ = 2.633 (s, 3 H, SCH<sub>3</sub>), 7.576 (d, J = 8.6 Hz, 2 H<sub>ar</sub>), 8.041 (d, J = 8.6 Hz, 2 H<sub>ar</sub>) ppm; <sup>13</sup>C-NMR (CDCl<sub>3</sub>/TMS): δ = 20.62 (SCH<sub>3</sub>), 90.46 (quart. C), 129.02, 129.11, 129.76, 133.65, 133.85, 142.34 (C<sub>ar</sub>) ppm. 2-Bromo-2-chloro-1,3-dithiolane-1,1-dioxide (**13f**): 76%, colorless crystals, m.p. 204 °C, C<sub>3</sub>H<sub>4</sub>BrClO<sub>2</sub>S<sub>2</sub> (250.7), no elemental analysis available; IR (KBr): 1350, 1155, 1145 (SO<sub>2</sub>) cm<sup>-1</sup>, <sup>1</sup>H-NMR

(CDCl<sub>3</sub>/TMS):  $\delta$  = 3.344 - 3.458 (m, 2 H, SCH<sub>2</sub>), 3.581 - 3.658 (m, 2 H, SO<sub>2</sub>CH<sub>2</sub>) ppm; <sup>13</sup>C-NMR (CDCl<sub>3</sub>/TMS):  $\delta$  = 81.97 (C-2), 24.57 (C-4), 44.09 (C-5) ppm. 2-Bromo-2-chloro-1,3-dithiane-1,1-dioxide (**13g**): 45%, colorless crystals, m.p. 144 °C, C<sub>4</sub>H<sub>6</sub>BrClO<sub>2</sub>S<sub>2</sub> (264.7), no elemental analysis available; IR (KBr): 1320, 1145 (SO<sub>2</sub>) cm<sup>-1</sup>; <sup>1</sup>H-NMR (CDCl<sub>3</sub>/TMS):  $\delta$  = 2.688 - 2.824 (m, 3 H, CH<sub>2</sub>), 3.163 - 3.222 (m, 1 H, CH<sub>2</sub>), 3.470 - 3.548 (m, 1 H, CH<sub>2</sub>), 3.684 - 3.740 (m, 1 H, CH<sub>2</sub>) ppm; <sup>13</sup>C-NMR (CDCl<sub>3</sub>/TMS):  $\delta$  = 85.93 (C-2), 31.78 (C-4), 29.28 (C-5), 47.47 (C-6) ppm.

1-Methylthiovinyl 4-methylphenyl sulfone (**14**)<sup>49</sup> via a one-pot procedure: A solution of 27.4 g (0.1 mol)  $\alpha$ -[4-methylphenylsulfonyl] acetophenone<sup>38</sup> in 100 ml absol. acetonitrile was added dropwise under nitrogen to a stirred suspension of 6.6 g (0.22 mol) 80-per cent sodium hydride in 1 l absol. acetonitrile at room temperature. After stirring for 2-3 h the evolution of hydrogen had ceased, 12.6 g (0.1 mol) S-methyl methanethiosulfonate in 20 ml absol. acetonitrile were added and stirring was continued for additional 2 h at room temperature. During this period further evolution of hydrogen occurred, and sodium methanesulfinate precipitated at the same time. In a separate flask 20 g trioxane were monomerized to formaldehyde by heating with 20 g of diphosphorus pentoxide under nitrogen to 180 - 200 °C, and the formaldehyde-nitrogen gas stream was introduced into the reaction mixture causing additional precipitation of sodium benzoate<sup>50</sup>. After complete introduction of formaldehyde stirring was continued for 15 min at room temperature, the precipitated salts were removed by suction and washed with absol. acetonitrile. Most of the solvent was distilled off and the residue was poured into ice water. The resulting crystalline mixture of 1-methylthiovinyl 4-methylphenyl sulfone (**14**) and a small amount of paraformaldehyde which remained undissolved was recrystallized from ether, yielding 17.8 g (78%) colorless crystals, m.p. 74 °C; C<sub>10</sub>H<sub>12</sub>O<sub>2</sub>S<sub>2</sub> (228.3) calc. C 52.60 H 5.30 found C 52.4 H 5.20; IR (KBr): 1310, 1160 (SO<sub>2</sub>) cm<sup>-1</sup>, no characteristic C=C double bond absorption; <sup>1</sup>H-NMR (CDCl<sub>3</sub>/TMS):  $\delta$  = 2.32 (s, 3 H, SCH<sub>3</sub>), 2.47 (s, 3 H, ArCH<sub>3</sub>), 5.70, 6.58 (2d, J<sub>AB</sub> = 2 Hz, 2 H, CH<sub>2</sub>) ppm<sup>51</sup>.

1,2-Bis(arylsulfonyl)-1,2-dimethylthio-cyclopropanes **Z-16**: a) via Michael-addition and 1,3-S<sub>N</sub>I-substitution (cyclopropanation). 1-Chloro-1-(4-chlorophenylsulfonyl)-1,3-dimethyl-thio-3-(4-methylphenylsulfonyl)propane (**15a**), mixture of diastereomers (m.d.): A solution of 650 mg (2.8 mmol) chloro sulfonyl thioether **4b** in 10 ml THF and 30 ml ether was dropped slowly to a vigorously stirred mixture of 770 mg (2.8 mmol) vinyl sulfone **14** and 10 mg 18-crown-6 (as PTC-catalyst) in 10 ml ether and 2 ml 50-per cent aqueous potassium hydroxide. Stirring was continued for 12 h, 10 ml water were added, and the phases were separated. After extraction of the aqueous phase twice with 10 ml ether the combined organic phases were dried over magnesium sulfate and the solvent was removed i. vac.. The residue was taken up in 4 ml methanol and crystallized at -25 °C. The resulting colorless crystals (420 mg) consisted of a 4:1 mixture of **15a** (m.d.) and cyclopropane **Z-16a**. Separation by column chromatography (column 70 cm x 2.5 cm, silica gel as stationary phase, eluent toluene-ethyl acetate 4:1, R<sub>F</sub> (**15a**) ca. 0.84, R<sub>F</sub> (**Z-16a**) ca. 0.52) afforded 340 mg (21%) **15a** and 80 mg (4%) 1-(4-chlorophenylsulfonyl)-1,2-dimethylthio-2-(4-methylphenylsulfonyl) cyclopropane (**Z-16a**); **15a** (m.d.), m.p. 145 °C, colorless crystals from i-propanol; C<sub>18</sub>H<sub>20</sub>Cl<sub>2</sub>O<sub>4</sub>S<sub>4</sub> (499.5) calc. C 43.28 H 4.04 found C 43.18 H 3.91; IR (KBr): 1329, 1314, 1304, 1290, 1283, 1148 (SO<sub>2</sub>) cm<sup>-1</sup>; <sup>1</sup>H-NMR (CDCl<sub>3</sub>/TMS):  $\delta$  = 2.34 (s, 3 H, SCH<sub>3</sub>), 2.47 (s, 3 H, ArCH<sub>3</sub>), 2.52 (s, 3 H, SCH<sub>3</sub>), 3.06 - 3.20 (m, 2 H, CH<sub>A</sub>H<sub>B</sub>), 3.97 (q, J<sub>AX+BX</sub> = 9.5 Hz, 1 H, CH<sub>X</sub>), 7.26 - 8.02 (m, 8 H, H<sub>ar</sub>) ppm<sup>48</sup>; **Z-16a**, m.p. 197.5 °C, colorless crystals from methanol; C<sub>18</sub>H<sub>19</sub>ClO<sub>4</sub>S<sub>4</sub> (463.1), calc. C 46.69 H 4.14 found C 46.52 H 3.93; IR (KBr): 3095, 3075 (CH<sub>cyclopropyl</sub>), 1330, 1320, 1305, 1158 (SO<sub>2</sub>) cm<sup>-1</sup>; <sup>1</sup>H-NMR (CDCl<sub>3</sub>/TMS):  $\delta$  = 1.92 (d, J = 7.3 Hz, 1 H<sub>cyclopropyl</sub>), 2.12 (s, 3 H, SCH<sub>3</sub>), 2.18 (s, 3 H, SCH<sub>3</sub>), 2.46 (s, 3 H, ArCH<sub>3</sub>), 3.27 (d, J = 7.3 Hz, 1 H<sub>cyclopropyl</sub>), 7.30 - 8.14 (m, 8 H, H<sub>ar</sub>) ppm<sup>48</sup>.

b) via one-pot carbene **3b** trapping with diazomethane: A solution of diazomethane (large excess) in ether had been prepared from 10 g (0.11 mol) N-nitrosomethyl urea according to usual conditions<sup>52</sup> (Caution! Working with diazomethane and nitrosomethyl urea must ensue under suitable safety conditions!). 10 ml 50% aqueous potassium hydroxide solution and 80 mg (0.3 mmol) 18-crown-6 were added under stirring. A solution of 2 g (8 mmol) chloro sulfonyl thioether **4b** in 20 ml THF and 60 ml ether was dropped slowly into the stirred mixture at room temperature and stirring was continued for 12 h after addition. After this time excess diazomethane was destroyed by dropwise addition of hydrogen chloride solution in ether (decolorization). Ether was stripped off i. vac., and the remaining solid-liquid mixture was extracted with chloroform. During concentration of the chloroform phase 350 mg (20%) 1,2-Bis(4-methylphenylsulfonyl)-1,2-dimethylthiocyclopropane (**Z-16b**) crystallized and were collected by filtration. The remaining oil was a mixture of at least 8 products (TLC-analysis) from which the main component 1-chloro-1,3-bis(4-methylphenylsulfonyl)-1,3-dimethylthio-propane (**15b**, m.d.) had been separated by means of column chromatography as described for **15a** (m.d.) (R<sub>f</sub> ca. 0.58), mollifying >90°C; C<sub>19</sub>H<sub>23</sub>ClO<sub>4</sub>S<sub>4</sub> (479.1) calc. C 47.63 H 4.84 found C 47.82 H 4.70; IR (KBr): 1331, 1328, 1302, 1292, 1146 (SO<sub>2</sub>) cm<sup>-1</sup>; <sup>1</sup>H-NMR (CDCl<sub>3</sub>/TMS)  $\delta$  = 2.33 (s, 3 H, SCH<sub>3</sub>), 2.47 (s, 3 H, ArCH<sub>3</sub>), 2.51

(s, 3 H, SCH<sub>3</sub>), 2.54 (s, 3 H, ArCH<sub>3</sub>), 3.15 - 3.19 (m, 2 H, CH<sub>A</sub>H<sub>B</sub>), 3.97 (q, J = 9.5 Hz, 1 H, CH<sub>X</sub>), 7.25 - 7.96 (m, 8 H, H<sub>ar</sub>) ppm<sup>48</sup>; **Z-16b**, m.p. 190 - 191 °C, colorless crystals from methanol, C<sub>19</sub>H<sub>22</sub>O<sub>4</sub>S<sub>4</sub> (442.6) calc. C 51.55 H 5.01 S 28.98 found C 51.50 H 4.97 S 29.43; IR (KBr): 3020 (CH<sub>cyclopropyl</sub>), 1325, 1155 (SO<sub>2</sub>) cm<sup>-1</sup>; <sup>1</sup>H-NMR (CDCl<sub>3</sub>/TMS): δ = 1.901 (1 H, J<sub>AB</sub> = 7 Hz, CH<sub>B-cyclopropyl</sub>), 2.135 (s, 6 H, SCH<sub>3</sub>), 2.461 (s, 6 H, ArCH<sub>3</sub>), 3.274 (1 H, J<sub>AB</sub> = 7 Hz, CH<sub>A-cyclopropyl</sub>), 7.348 (d, J = 8 Hz, 4 H<sub>ar meta</sub>), 7.979 (d, J = 8 Hz, 4 H<sub>ar ortho</sub>) ppm; cf. computer plot from X-ray analysis of **Z-16b**, Fig. I.

3-Methylthio- and 5-methyl-3-methylthio pyrazolium hydrochlorides **18a**, **18b**. a) 3-(4-Methylphenylsulfonyl)-3-methylthio-1-pyrazoline (**17a**): Usually prepared ethereal diazomethane solution was added in portions to a stirred solution of 2.28 g (10 mmol) methylthiovinyl sulfone **14** in 50 ml absol. THF until the yellow color remained persistent and stirring was continued for 30 min. Excess diazomethane was destroyed by addition of sufficient acetic acid and the solvent was removed below 40 °C i. vac.. The residue was recrystallized from dry diethylether yielding 2.4 g (89%) **17a**, colorless crystals, m.p. 101 °C; C<sub>11</sub>H<sub>14</sub>N<sub>2</sub>O<sub>2</sub>S<sub>2</sub> calc. C 48.86 H 5.22 N 10.36 found C 48.81 H 5.19 N 10.39; IR (KBr): 1590 (N=N), 1300, 1150 (SO<sub>2</sub>) cm<sup>-1</sup>; <sup>1</sup>H-NMR (CDCl<sub>3</sub>/TMS): δ = 1.85 - 2.85 (m, 2 H, CH<sub>2</sub>), 2.30 (s, 3 H, SCH<sub>3</sub>), 2.53 (s, 3 H, ArCH<sub>3</sub>), 4.76 (t, J = 7.5 Hz, 2 H, NCH<sub>2</sub>), 7.7 (q, J = 8 Hz, 4 H<sub>ar</sub>) ppm. b) 3-Methylthio-pyrazolium hydrochloride (**18a**) via acid catalyzed aromatization of **17a**: 1 g (3.7 mmol) pyrazoline **17a** in 30 ml ethanol and 1 ml (10 mmol) conc. hydrochloric acid were refluxed for 30 min. The solvent was removed i. vac. and the resulting residue recrystallized from ethylacetate; 0.5 g (90%) light yellow crystals of **18a**, m.p. 66-67 °C<sup>53</sup>; C<sub>4</sub>H<sub>7</sub>ClN<sub>2</sub>S (150.6) calc. C 31.89 H 4.68 N 18.6 found C 31.76 H 4.69 N 18.4; IR (KBr): 3520 - 3220 (NH), 1550 (C=N) cm<sup>-1</sup>; <sup>1</sup>H-NMR (CDCl<sub>3</sub>/TMS): δ = 2.60 (s, 3 H, CH<sub>3</sub>S), 6.51 (s, 1 H, CH), 8.01 (s, 1 H, CH), 11.8 - 13.2 (m, 2 H, 2 NH) ppm. c) 5-Methyl-3-methylthio pyrazolium hydrochloride (**18b**): 2.28 g (10 mmol) methylthiovinyl sulfone **14** were treated with ethereal diazoethane solution as described before with diazomethane. After the corresponding work-up pyrazoline **17b** had already split off 4-toluene sulfinic acid in part, therefore, the residue was treated with 1 ml (10 mmol) conc. hydrochloric acid as described before. The residue was crystallized firstly from ether/ethanol mixture and then from ethyl acetate/petroleum ether, 1.2 g (72%) pale yellow crystals, m.p. 162-164 °C (dec.) (known as picrate<sup>54</sup>), C<sub>5</sub>H<sub>9</sub>ClN<sub>2</sub>S (164.7) calc. C 36.47, H 5.51 N 17.02 found C 36.79 H 5.48 N 16.32; IR (KBr): 3160, 3000 - 2010 (N<sup>+</sup>H), 1590 (C=N) cm<sup>-1</sup>; <sup>1</sup>H-NMR (CDCl<sub>3</sub>/TMS): δ = 2.41 (s, 3 H, CH<sub>3</sub>), 2.63 (s, 3 H, SCH<sub>3</sub>), 6.43 (s, 1 H, CH), 12.3 - 13.55 (m, 2 H, 2 NH) ppm. 4,5-Dimethyl-3-methylthio-pyrazole (**21**) and 4,5-Dimethyl-3-(4-methylphenylsulfonyl)-pyrazole (**22**): Carbene **3b**, generated from 2 g (8 mmol) chloro sulfone **4b** under PTC-conditions equal to the trapping reaction with diazomethane (yielding **Z-16b**), was converted with diazoethane. During the removal of the ether solvent 80 mg (4%) sulfonyl pyrazole **22** crystallized from the reaction mixture, pure enough to be washed only with pure ether for purification; colorless crystals, m.p. 230 °C; C<sub>12</sub>H<sub>14</sub>N<sub>2</sub>O<sub>2</sub>S (250.3); MS: m/e = 250 (M<sup>+</sup>); calc. C 57.57 H 5.64 N 11.19 found C 57.40 H 5.56 N 11.00; IR (KBr): 3295 (NH), 1598, 1580 (C=N), 1310, 1295, 1145 (SO<sub>2</sub>) cm<sup>-1</sup>; <sup>1</sup>H-NMR (CDCl<sub>3</sub>/TMS): δ = 2.12 (s, 3 H, CH<sub>3</sub>), 2.18 (s, 3 H, CH<sub>3</sub>), 2.43 (s, 3 H, ArCH<sub>3</sub>), 7.30 - 7.95 (m, 4 H<sub>ar</sub>), 13.1 (s, 1 H, NH) ppm. The mother liquor was evaporated to dryness, the residue was treated with 1 ml conc. hydrochloric acid in a sublimation apparatus. Sublimation (95 °C/ 0.18 Torr) yielded 1.1 g **21** x HCl (77%), m.p. 133 °C after resublimation at 40-50 °C/ 7.10<sup>-3</sup> Torr; C<sub>6</sub>H<sub>11</sub>ClN<sub>2</sub>S (178.7), MS: m/e = 178 (M<sup>+</sup>) and 142 (M<sup>+</sup>-HCl); calc. C 40.33 H 6.21 N 15.68 found C 40.40 H 6.15 N 15.40; IR (KBr): 2800 - 2600 (NH<sup>+</sup>), 1573, 1568 (C=N); <sup>1</sup>H-NMR (CDCl<sub>3</sub>/TMS): δ = 2.02 (s, 3 H, CH<sub>3</sub>), 2.48 (s, 3 H, CH<sub>3</sub>), 2.72 (s, 3 H, SCH<sub>3</sub>), 14.48 (s, 2 H, NH) ppm.

1-Arylsulfonyl-1-organylthio-2-alkoxy resp. 2-aryl-cyclopropanes **7** via cyclopropanation of enol ethers or styrenes **6** with carbenes **3** under PTC-conditions; general procedure: A two-phase mixture of 30 mmol olefin and 10-80 mg (1-6 mol per cent) 18-crown-6 in 100 ml ether and 10 ml 50-per cent potassium hydroxide was prepared. Under vigorous stirring a solution of 5 mmol of the corresponding α-chloro-α-sulfonyl thioether **4** dissolved in 10 ml THF and 40 ml ether was dropped into the two-phase mixture and the reaction was continuously monitored by TLC. Volatile olefins were converted at 0 °C, while in other cases reactions were carried out at room temperature; most reactions were finished within 24 h, in some cases stirring had to be maintained up to 7 d. After **4** had disappeared, 100 ml water was added, the phases were separated, and the aqueous phase was extracted twice with 100 ml ether. The combined ether phases were dried over MgSO<sub>4</sub>, solvent was distilled off, and in cases in which styrenes had been applied as trapping agents, the residue was evaporated i. vac. at 30 °C. In most cases crystallization and recrystallization of the residue from methanol was sufficient to get pure cyclopropanes **7**. Obstinate impurities could be removed via column chromatography on silica gel.

**Table III:** Physical data of obtained cyclopanes **7a-x**

-cyclopropane <b>7</b>		NMR (CDCl <sub>3</sub> /TMS), $\delta$ (ppm)
<b>a</b> r-1-(4-methylphenylsulfonyl)-t-2-methoxy-t-1-methylthio- C <sub>12</sub> H <sub>16</sub> O <sub>3</sub> S <sub>2</sub> (272.4) m.p. (CH <sub>3</sub> OH): 83 °C	calc. C 52.92 H 5.92 found C 52.98 H 5.72  IR (KBr) (cm <sup>-1</sup> ): 1300, 1150 (SO <sub>2</sub> )	<sup>1</sup> H: 1.506 (dd, J = 5.1/-7 Hz, 1H, H <sub>B</sub> ), 2.153 (dd, J = 7.6/-7 Hz, 1H, H <sub>A</sub> ), 2.201 (s, 3H, SCH <sub>3</sub> ), 2.459 (s, 3H, ArCH <sub>3</sub> ), 3.271 (s, 3H, OCH <sub>3</sub> ), 4.158 (dd, J = 5.1/7.6 Hz, 1H, H <sub>x</sub> ), 7.363, 7.856 (d, J = 8.2 Hz, 4 H <sub>ar</sub> ). <sup>13</sup> C: 16.28 (SCH <sub>3</sub> ), 21.65 (ArCH <sub>3</sub> ), 22.23 (C-3), 50.92 (C-1), 59.44 (OCH <sub>3</sub> ), 66.18 (C-2), 129.39, 129.40, 134.66, 144.72 (C <sub>ar</sub> ).
<b>b</b> r-1-(4-chlorophenylsulfonyl)-t-2-methoxy-t-1-methylthio- C <sub>11</sub> H <sub>13</sub> ClO <sub>3</sub> S <sub>2</sub> (292.8) m.p. (CH <sub>3</sub> OH): 78 °C	calc. C 45.12 H 4.47 found C 44.91 H 4.41  IR (KBr) (cm <sup>-1</sup> ): 1318, 1302, 1158, 1150 (SO <sub>2</sub> )	<sup>1</sup> H: 1.54 (dd, J = 5.5/-7.5 Hz, 1H, H <sub>B</sub> ), 2.17 (t, J = 7.5 Hz, 1H, H <sub>A</sub> ), 2.26 (s, 3H, SCH <sub>3</sub> ), 3.31 (s, 3H, OCH <sub>3</sub> ), 4.20 (dd, J = 5.5/7.5 Hz, 1H, H <sub>x</sub> ), 7.53 - 8.08 (m, 4 H <sub>ar</sub> )
<b>c</b> r-1-(4-methylphenylsulfonyl)-t-2-ethoxy-t-1-methylthio- C <sub>13</sub> H <sub>18</sub> O <sub>3</sub> S <sub>2</sub> (286.4) m.p. (CH <sub>3</sub> OH): 80 °C	calc. C 54.52 H 6.33 found C 54.50 H 6.19  IR (KBr) (cm <sup>-1</sup> ): 1300, 1285, 1150 (SO <sub>2</sub> )	<sup>1</sup> H: 1.164 (t, J = 7 Hz, 3H, CH <sub>3</sub> ), 1.517 (dd, J = 5.2/-6.9 Hz, 1H, H <sub>B</sub> ), 2.163 (dd, J = 7.8/-6.9 Hz, 1H, H <sub>A</sub> ), 2.186 (s, 3H, SCH <sub>3</sub> ), 2.460 (s, 3H, ArCH <sub>3</sub> ), 3.281, 3.504 (qd, J = 7/-9.3 Hz, 2H, OCH <sub>2</sub> ), 4.206 (dd, J = 5.2/7.8 Hz, 1H, H <sub>x</sub> ), 7.360, 7.850 (d, J = 8.2 Hz, 4 H <sub>ar</sub> ). <sup>13</sup> C: 14.70 (CH <sub>3</sub> ), 16.26 (SCH <sub>3</sub> ), 21.65 (ArCH <sub>3</sub> ), 22.23 (C-3), 51.03 (C-1), 64.70 (C-2), 67.78 (OCH <sub>2</sub> ), 129.39, 134.86, 144.65 (C <sub>ar</sub> ).
<b>d</b> r-1-(4-chlorophenylsulfonyl)-t-2-ethoxy-t-1-methylthio- C <sub>12</sub> H <sub>15</sub> ClO <sub>3</sub> S <sub>2</sub> (306.8) m.p. (CH <sub>3</sub> OH): 60 °C	calc. C 46.98 H 4.93 found C 46.79 H 4.85  IR (KBr) (cm <sup>-1</sup> ): 1300, 1310, 1155 (SO <sub>2</sub> )	<sup>1</sup> H: 1.172 (t, J = 7.1 Hz, 3H, CH <sub>3</sub> ), 1.549 (dd, J = 7.8/-7 Hz, 1H, H <sub>B</sub> ), 2.168 (dd, J = 5.2/-7 Hz, 1H, H <sub>A</sub> ), 2.231 (s, 3H, SCH <sub>3</sub> ), 3.269, 3.504 (qd, J = 7.1/-9.3 Hz, 1H, OCH <sub>2</sub> ), 4.192 (dd, J = 5.2/7.8 Hz, 1H, H <sub>x</sub> ), 7.545, 7.911 (d, J = 8.7 Hz, 4 H <sub>ar</sub> ). <sup>13</sup> C: 14.67 (CH <sub>3</sub> ), 16.27 (SCH <sub>3</sub> ), 22.26 (C-3), 50.92 (C-1), 64.73 (C-2), 67.82 (OCH <sub>2</sub> ), 129.05, 130.75, 136.21, 140.44 (C <sub>ar</sub> ).
<b>e</b> r-1-(4-methylphenylsulfonyl)-t-2-butoxy-t-1-methylthio- C <sub>15</sub> H <sub>22</sub> O <sub>3</sub> S <sub>2</sub> (314.5) m.p. (CH <sub>3</sub> OH): 60 °C	calc. C 57.29 H 7.05 found C 57.28 H 6.92  IR (KBr) (cm <sup>-1</sup> ): 1290, 1300, 1155 (SO <sub>2</sub> )	<sup>1</sup> H: 0.864 (t, J = 7.4 Hz, 3H, CH <sub>3</sub> ), 1.309 (m, 2H, CH <sub>2</sub> -Me), 1.494 (m, 2H, CH <sub>2</sub> CH <sub>2</sub> O), 1.511 (dd, J = 5.2/-6.8 Hz, 1H, H <sub>B</sub> ), 2.153 (dd, J = 7.6/-7 Hz, 1H, H <sub>A</sub> ), 2.183 (s, 3H, SCH <sub>3</sub> ), 3.229, 3.408 (td, J = 6.6/-9.4 Hz, 2H, OCH <sub>2</sub> ), 4.192 (dd, J = 5.2/7.6 Hz, 1H, H <sub>x</sub> ), 7.355, 7.848 (d, J = 8.3 Hz, 4H <sub>ar</sub> ). <sup>13</sup> C: 13.68 (CH <sub>2</sub> ), 16.25 (SCH <sub>3</sub> ), 19.11 (CH <sub>2</sub> Me), 21.60 (ArCH <sub>3</sub> ), 22.29 (C-3), 31.24 (CH <sub>2</sub> CH <sub>2</sub> O), 51.06 (C-1), 64.86 (C-2), 72.09 (OCH <sub>2</sub> ), 129.34, 134.95, 144.59 (C <sub>ar</sub> ).
<b>f</b> r-1-(4-chlorophenylsulfonyl)-t-2-butoxy-t-1-methylthio- C <sub>14</sub> H <sub>19</sub> ClO <sub>3</sub> S <sub>2</sub> (334.9) m.p. (CH <sub>3</sub> OH): 50 °C	calc. C 50.21 H 5.72 found C 50.15 H 5.64  IR (KBr) (cm <sup>-1</sup> ): 1310, 1155 (SO <sub>2</sub> )	<sup>1</sup> H: 0.872 (t, J = 7.3 Hz, 3H, CH <sub>3</sub> ), 1.318 (m, 2H, CH <sub>2</sub> CH <sub>3</sub> ), 1.499 (m, 2H, CH <sub>2</sub> CH <sub>2</sub> O), 1.540 (dd, J = 5.3/-7 Hz, 1H, H <sub>B</sub> ), 2.157 (dd, J = 7.8/-7 Hz, 1H, H <sub>A</sub> ), 2.229 (s, 3H, SCH <sub>3</sub> ), 3.219 - 3.412, (td, J = 6.6/-9.3 Hz, 2H, OCH <sub>2</sub> ), 4.180 (dd, J = 5.3/7.8 Hz, 1H, H <sub>x</sub> ), 7.543, 7.911 (d, J = 8.8 Hz, 4 H <sub>ar</sub> ). <sup>13</sup> C: 13.68 (CH <sub>3</sub> ), 16.31 (SCH <sub>3</sub> ), 19.11 (CH <sub>2</sub> Me), 22.36 (C-3), 31.24 (CH <sub>2</sub> CH <sub>2</sub> O), 50.97 (C-1), 64.92 (C-2), 72.18 (OCH <sub>2</sub> ), 129.03, 130.76, 136.29, 140.44 (C <sub>ar</sub> ).
<b>g</b> r-1-phenylsulfonyl-t-3-ethylene-t-2-oxy-t-1-methylthio- <sup>55</sup> C <sub>12</sub> H <sub>14</sub> O <sub>3</sub> S <sub>2</sub> (270.4) m.p. (CH <sub>3</sub> OH): 100 - 102 °C	calc. C 53.31 H 5.22 found C 53.10 H 5.11  IR (KBr) (cm <sup>-1</sup> ): 1305, 1155 (SO <sub>2</sub> )	<sup>1</sup> H: 2.084 - 2.142 (m, 1H, CH <sub>2</sub> ), 2.154 (s, 3H, SCH <sub>3</sub> ), 2.393 (m, 1H, CH <sub>2</sub> ), 2.871 (t, J = 6.5 Hz, 1H, CHCH <sub>2</sub> ), 4.136 (m, 1H, OCH <sub>2</sub> ), 4.210 (m, 1H, CH <sub>2</sub> O), 4.874 (d, J = 6.2 Hz, 1H, OCH), 7.553 (t, J = 7.3 Hz, 2 H <sub>ar</sub> ), 7.648 (t, J = 7.7 Hz, 1H <sub>ar</sub> ), 7.956 (d, J = 8.3 Hz, 2H <sub>ar</sub> ). <sup>13</sup> C: 15.38 (SCH <sub>3</sub> ), 26.41 (C-4), 32.44 (C-5), 56.15 (C-6), 69.62 (C-1), 74.30 (C-3), 128.76, 129.30, 133.54, 138.23 (C <sub>ar</sub> ).
<b>h</b> r-1-(4-methylphenylsulfonyl)-t-3-ethylene-t-2-oxy-t-1-methylthio- <sup>55</sup> C <sub>13</sub> H <sub>16</sub> O <sub>3</sub> S <sub>2</sub> (284.4) m.p. (CH <sub>3</sub> OH): 85 °C	calc. C 54.91 H 5.76 found C 54.89 H 5.63  IR (KBr) (cm <sup>-1</sup> ): 1295, 1280, 1150 (SO <sub>2</sub> )	<sup>1</sup> H: 2.119 (ddd, J = 6/9.3/-13.5 Hz, 1H, CH <sub>2</sub> ), 2.151 (s, 3H, SCH <sub>3</sub> ), 2.390 (tdd, J = 6.7/10.1/-13.5 Hz, 1H, CH <sub>2</sub> ), 2.453 (s, 3H, ArCH <sub>3</sub> ), 2.852 (t, J = 6.5 Hz, 1H, CHCH <sub>2</sub> ), 4.139 (ddd, J = 6.7/9.3/-8.1 Hz, 1H, CH <sub>2</sub> O), 4.227 (ddd, J = 5.7/10.1/-8.1 Hz, 1H, CH <sub>2</sub> O), 4.860 (d, J = 6.2 Hz, 1H, OCH), 7.346, 7.832 (d, J = 8.2 Hz, 4 H <sub>ar</sub> ). <sup>13</sup> C: 15.47 (SCH <sub>3</sub> ), 21.62 (Ar-CH <sub>3</sub> ), 26.47 (C-4), 32.40 (C-5), 56.27 (C-6), 69.63 (C-1), 74.31 (C-3), 129.35, 129.43, 135.27, 144.57 (C <sub>ar</sub> ).



<p><b>i</b> r-1-(4-chlorophenylsulfonyl)-t-3-ethylene-t-2-oxy-t-1-methylthio-<sup>55</sup></p> <p><math>C_{12}H_{13}ClO_3S_2</math> (304.8)</p> <p>m.p. (CH<sub>3</sub>OH): 112 °C</p>	<p>calc. C 47.29 H 4.30 found C 47.09 H 4.19</p> <p>IR (KBr) (cm<sup>-1</sup>): 1320, 1310, 1150 (SO<sub>2</sub>)</p>	<p><sup>1</sup>H: 2.117 (ddd, J = 5.7/9.3/-13.2 Hz, 1H, CH<sub>2</sub>), 2.200 (s, 3H, SCH<sub>3</sub>), 2.402 (dddd, J = 6.7/6.7/10.1/-13.2 Hz, 1H, CH<sub>2</sub>), 2.837 (t, J = 6.3 Hz, 1H, CHCH<sub>2</sub>), 4.149 (ddd, J = 6.7/9.3/-8.1 Hz, 1H, CH<sub>2</sub>O), 4.240 (ddd, J = 5.7/10.1/-8.1 Hz, 1H, CH<sub>2</sub>O), 4.875 (d, J = 6.2 Hz, 1H, OCH), 7.535, 7.892 (d, J = 8.4 Hz, 4 H<sub>ar</sub>). <sup>13</sup>C: 15.63 (SCH<sub>3</sub>), 26.47 (C-4), 32.76 (C-5), 56.16 (C-6), 69.70 (C-1), 74.41 (C-3), 129.15, 130.80, 136.64, 140.45 (C<sub>ar</sub>).</p>
-cyclopropane <b>7</b>		NMR (CDCl <sub>3</sub> /TMS), δ (ppm)
<p><b>j</b> r-1-(4-methylphenylsulfonyl)-t-1-(4-methylphenylthio)-t-3-propylene-t-2-oxy-<sup>56</sup></p> <p><math>C_{20}H_{22}O_3S_2</math> (374.5)</p> <p>m.p. (CH<sub>3</sub>OH): 133 °C</p>	<p>calc. C 64.17 H 5.88 found C 64.01 H 5.85</p> <p>M<sup>+</sup> at m/z 374</p>	<p><sup>1</sup>H: 1.92 - 2.19 (m, 2H, C<sup>4</sup>H<sub>2</sub>), 2.288 (s, 3H, CH<sub>3</sub>C<sub>6</sub>H<sub>4</sub>S), 2.389 (s, 3H, CH<sub>3</sub>C<sub>6</sub>H<sub>4</sub>SO<sub>2</sub>), 2.667- 2.817 (m, 2H, C<sup>5</sup>H<sub>2</sub>), 3.449 - 3.73 (m, 2H, C<sup>3</sup>H<sub>2</sub>), 3.75 - 3.85 (m, 1H, C<sup>6</sup>H), 4.577 (d, J = 9.2 Hz, C<sup>1</sup>H), 7.026 - 7.97 (m, 8 H<sub>ar</sub>). <sup>13</sup>C: 15.72 (C-5), 20.85 (ArCH<sub>3</sub>), 21.30 (C-4), 24.10 (C-6), 52.57 (C-7), 60.82 (C-1), 64.53 (C-3).</p>
<p><b>k</b> r-1-(4-methylphenylsulfonyl)-t-1-methylthio-t-2-phenyl-</p> <p><math>C_{17}H_{18}O_2S_2</math> (318.5)</p> <p>m.p. (CH<sub>3</sub>OH): 128 °C</p>	<p>calc. C 64.15 H 5.66 found C 64.11 H 5.76</p> <p>M<sup>+</sup> at m/z 318</p>	<p><sup>1</sup>H: 1.666 - 1.821 (m, 1H, H<sub>B</sub>), 1.876 (s, 3H, SCH<sub>3</sub>), 2.155 - 2.355 (m, 1H, H<sub>A</sub>), 2.474 (s, 3H, ArCH<sub>3</sub>), 3.466 - 3.732 (m, 1H, H<sub>X</sub>), 7.23 - 7.857 (m, 9H<sub>ar</sub>). <sup>13</sup>C: 15.39 (SCH<sub>3</sub>), 20.27 (CH<sub>2</sub>), 21.76 (ArCH<sub>3</sub>), 31.77 (CH), 52.44 (C<sub>quart.</sub>).</p>
<p><b>l</b> r-1-(4-methylphenylsulfonyl)-t-2-(4-methoxyphenyl-t-1-methylthio-</p> <p><math>C_{18}H_{20}O_3S_2</math> (348.5)</p> <p>m.p. (CH<sub>3</sub>OH): 120 °C</p>	<p>calc. C 62.07 H 5.75 found C 61.60 H 5.67</p> <p>M<sup>+</sup> at m/z 348</p>	<p><sup>1</sup>H: 1.554 - 1.710 (m, 1H, H<sub>B</sub>), 1.887 (s, 3H, SCH<sub>3</sub>), 2.131 - 2.253 (m, 1H, H<sub>A</sub>), 2.468 (s, 3H, ArCH<sub>3</sub>), 3.445 - 3.623 (m, 1H, H<sub>X</sub>), 3.78 (s, 3H, OCH<sub>3</sub>), 6.85 - 7.942 (m, 8 H<sub>ar</sub>). <sup>13</sup>C: 15.34 (SCH<sub>3</sub>), 20.34 (CH<sub>2</sub>), 21.64 (ArCH<sub>3</sub>), 31.20 (CH), 52.25 (C<sub>quart.</sub>), 55.18 (OCH<sub>3</sub>).</p>
<p><b>m</b> r-1-(4-methylphenylsulfonyl)-t-1-(4-methylphenylthio)-t-2-phenyl-</p> <p><math>C_{23}H_{22}O_2S_2</math> (394.6)</p> <p>m.p. (CH<sub>3</sub>OH): 105 °C</p>	<p>calc. C 70.05 H 5.58 found C 70.06 H 5.57</p> <p>M<sup>+</sup> at m/z 394</p>	<p><sup>1</sup>H: 1.565 - 1.724 (m, 1H, H<sub>B</sub>), 2.275 (s, 3H, CH<sub>3</sub>C<sub>6</sub>H<sub>4</sub>S), 2.360 - 2.539 (m, 1H, H<sub>A</sub>), 2.51 (s, 3H, CH<sub>3</sub>C<sub>6</sub>H<sub>4</sub>SO<sub>2</sub>), 3.482 - 3.681 (m, 1H, H<sub>X</sub>), 6.921 - 7.971 (m, 13 H<sub>ar</sub>). <sup>13</sup>C: 19.81 (CH<sub>3</sub>C<sub>6</sub>H<sub>4</sub>S), 20.98 (CH<sub>3</sub>C<sub>6</sub>H<sub>4</sub>SO<sub>2</sub>), 21.57 (CH<sub>2</sub>), 34.17 (CH), 54.45 (C<sub>quart.</sub>).</p>
<p><b>n</b> r-1-(4-methylphenylsulfonyl)-t-2-(4-methoxyphenyl)-t-1-(4-methylphenylthio)-</p> <p><math>C_{24}H_{24}O_3S_2</math> (424.6)</p> <p>m.p. (CH<sub>3</sub>OH): 148 °C</p>	<p>calc. C 67.92 H 5.66 found C 67.60 H 5.56</p> <p>M<sup>+</sup> at m/z 424</p>	<p><sup>1</sup>H: 1.532 - 1.672 (m, 1H, H<sub>B</sub>), 2.288 (s, 3H, CH<sub>3</sub>C<sub>6</sub>H<sub>4</sub>S), 2.335 - 2.503 (m, 1H, H<sub>A</sub>), 2.464 (s, 3H, CH<sub>3</sub>C<sub>6</sub>H<sub>4</sub>SO<sub>2</sub>), 3.439 - 3.635 (m, 1H, H<sub>X</sub>), 3.772 (s, 3H, OCH<sub>3</sub>), 6.83 - 7.968 (m, 12 H<sub>ar</sub>). <sup>13</sup>C: 20.71 (CH<sub>3</sub>C<sub>6</sub>H<sub>4</sub>S), 20.98 (CH<sub>3</sub>C<sub>6</sub>H<sub>4</sub>SO<sub>2</sub>), 21.57 (CH<sub>2</sub>), 33.72 (CH), 54.45 (C<sub>quart.</sub>), 55.17 (OCH<sub>3</sub>).</p>
<p><b>o</b> r-1-(4-methylphenylsulfonyl)-t-2-, t-3-methylendioxy-t-1-methylthio-<sup>57</sup></p> <p><math>C_{12}H_{14}O_4S_2</math> (286.4)</p> <p>m.p. (CH<sub>3</sub>OH): 108 °C</p>	<p>calc. C 50.33 H 4.94 found C 50.51 H 4.93</p> <p>IR (KBr) (cm<sup>-1</sup>): 1300, 1140 (SO<sub>2</sub>)</p>	<p><sup>1</sup>H: 2.245 (s, 3H, SCH<sub>3</sub>), 2.463 (s, 3H, ArCH<sub>3</sub>), 4.984 (s, 2H, 2 CH), 5.413, 5.492 (2d, J = -2.1 Hz, 2H, CH<sub>2</sub>), 7.369, 7.834 (2d, J = 8.2 Hz, 4 H<sub>ar</sub>). <sup>13</sup>C: 15.61 (SCH<sub>3</sub>), 21.68 (ArCH<sub>3</sub>), 58.51 (C-6), 65.44 (C-1, C-5), 105.40 (C-3), 129.28, 129.57, 145.09 (C<sub>ar</sub>).</p>
<p><b>p</b> r-1-phenylsulfonyl-t-2,t-3-dimethoxy-t-1-methylthio-</p> <p><math>C_{12}H_{16}O_4S_2</math> (288.4)</p> <p>m.p. (CH<sub>3</sub>OH): 80 °C</p>	<p>calc. C 49.98 H 5.59 found C 49.90 H 5.51</p> <p>IR (KBr) (cm<sup>-1</sup>): 1335, 1320, 1300, 1150 (SO<sub>2</sub>)</p>	<p><sup>1</sup>H: 2.289 (s, 3H, SCH<sub>3</sub>), 3.395 (s, 6H, OCH<sub>3</sub>), 4.077 (s, 2H, CH), 7.579 (t, J = 7.2 Hz, 2H<sub>ar</sub>), 7.666 (t, J = 7.4 Hz, 1 H<sub>ar</sub>), 7.989 (d, J = 7.8 Hz, 2H<sub>ar</sub>). <sup>13</sup>C: 15.10 (SCH<sub>3</sub>), 52.34 (C-1), 60.04 (OCH<sub>3</sub>), 66.12 (C-2,C-3), 128.71, 129.24, 133.76, 137.54 (C<sub>ar</sub>).</p>
<p><b>q</b> r-1-(4-methylphenylsulfonyl)-t-2, t-3-dimethoxy-t-1-methylthio-</p> <p><math>C_{13}H_{18}O_4S_2</math> (302.4)</p> <p>m.p. (CH<sub>3</sub>OH): 137 °C</p>	<p>calc. C 51.63 H 6.00 S 21.21 found C 51.99 H 6.17 S 20.80</p> <p>M<sup>+</sup> at m/z 302</p> <p>IR (KBr) (cm<sup>-1</sup>): 1288, 1275, 1140, 1135 (SO<sub>2</sub>)</p>	<p><sup>1</sup>H: 2.292 (s, 3H, SCH<sub>3</sub>), 2.450 (s, 3H, ArCH<sub>3</sub>), 3.400 (s, 6H, OCH<sub>3</sub>), 4.062 (s, 2H, CH), 7.277 - 7.913 (m, 4 H<sub>ar</sub>) <sup>13</sup>C: 14.94 (SCH<sub>3</sub>), 21.37 (ArCH<sub>3</sub>), 52.24 (C-1), 59.85 (OCH<sub>3</sub>), 65.89 (C-2, C-3).</p>

<b>r</b> r-1-(4-chlorophenylsulfonyl)-t-2, t-3-dimethoxy-t-1-methylthio- C <sub>12</sub> H <sub>15</sub> ClO <sub>4</sub> S <sub>2</sub> (322.8) m.p. (CH <sub>3</sub> OH): 107 °C	calc. C 44.65 H 4.68 found C 44.52 H 4.68 IR (KBr) (cm <sup>-1</sup> ): 1320, 1310, 1295, 1155 (SO <sub>2</sub> )	<sup>1</sup> H: 2.331 (s, 3H, SCH <sub>3</sub> ), 3.407 (s, 6H, OCH <sub>3</sub> ), 4.056 (s, 2H, CH), 7.555, 7.922 (d, J = 8.6 Hz, 4 H <sub>ar</sub> ). <sup>13</sup> C: 15.24 (SCH <sub>3</sub> ), 52.44 (C-1), 60.17 (OCH <sub>3</sub> ), 66.25 (C-2, C-3), 129.08, 130.68, 135.98, 140.65 (C <sub>ar</sub> ).
<b>s</b> r-1-(methylphenylsulfonyl)-t-2,t-3-dimethoxy-t-(4-methylphenylthio)- C <sub>19</sub> H <sub>22</sub> O <sub>4</sub> S <sub>2</sub> (378.5) m.p. (CH <sub>3</sub> OH): 112 °C	calc. C 60.30 H 5.82 found C 59.93 H 5.84  M <sup>+</sup> at m/z 378	<sup>1</sup> H: 2.305 (s, 3H, CH <sub>3</sub> C <sub>6</sub> H <sub>4</sub> S), 2.438 (s, 3H, CH <sub>3</sub> C <sub>6</sub> H <sub>4</sub> SO <sub>2</sub> ), 3.178 (s, 6H, OCH <sub>3</sub> ), 4.137 (s, 2H, CH), 6.993 - 7.886 (m, 8H, H <sub>ar</sub> ). <sup>13</sup> C: 21.05 (CH <sub>3</sub> C <sub>6</sub> H <sub>4</sub> S), 21.57 (CH <sub>3</sub> C <sub>6</sub> H <sub>4</sub> SO <sub>2</sub> ), 53.74 (C-1), 60.11 (OCH <sub>3</sub> ), 67.26 (C-2, C-3).

continued

-cyclopropane <b>7</b>		NMR (CDCl <sub>3</sub> /TMS), δ (ppm)
<b>t</b> r-1-(4-methylphenylsulfonyl)-c-2, t-3-dimethoxy-t-1-methylthio- C <sub>13</sub> H <sub>18</sub> O <sub>4</sub> S <sub>2</sub> (302.4) m.p. (CH <sub>3</sub> OH): 118 °C	calc. C 51.63 H 6.00 found C 51.1 H 5.79  M <sup>+</sup> at m/z 302	<sup>1</sup> H: 2.298 (s, 3H, SCH <sub>3</sub> ), 2.455 (s, 3H, ArCH <sub>3</sub> ), 3.240 (s, 3H, OCH <sub>3</sub> ), 3.586 (s, 3H, OCH <sub>3</sub> ), 3.848 (d, J = 3.8 Hz, 1H, CH), 4.628 (d, J = 3.8 Hz, 1H, CH), 7.260 - 7.948 (m, 4 H <sub>ar</sub> ).
<b>u</b> r-1-(4-methylphenylsulfonyl)-c-2, t-3-dimethoxy-t-1-(4-methylphenylthio)- C <sub>19</sub> H <sub>22</sub> O <sub>4</sub> S <sub>2</sub> (378.5) m.p. (CH <sub>3</sub> OH): 177 °C	M <sup>+</sup> at m/z 378	<sup>1</sup> H: 2.334 (s, 3H, CH <sub>3</sub> C <sub>6</sub> H <sub>4</sub> S), 2.455 (s, 3H, CH <sub>3</sub> C <sub>6</sub> H <sub>4</sub> SO <sub>2</sub> ), 3.240 (s, 3H, OCH <sub>3</sub> ), 3.276 (s, 3H, OCH <sub>3</sub> ), 3.637 (d, J = 3.9 Hz, 1H, CH), 4.690 (d, J = 3.9 Hz, 1H, CH), 7.055 - 7.988 (m, 8 H <sub>ar</sub> ).
<b>v</b> spiro-(r-1-sulfonylethylene-t-1-thio)-t-2,t-3-dimethoxy- + spiro-(r-1-sulfonylethylene-t-1-thio)-c-2, t-3-dimethoxy (mixture of isomers) C <sub>7</sub> H <sub>12</sub> O <sub>4</sub> S <sub>2</sub> (224.3)	oil IR (neat) (cm <sup>-1</sup> ): 1340, 1330, 1320, 1170, 1150, 1135 (SO <sub>2</sub> )	<sup>1</sup> H: 3.266 - 3.300 (m, 1H, CH <sub>2</sub> ), 3.432 - 3.540 (m, 3H, CH <sub>2</sub> ), 3.577 (s, 6 H, OCH <sub>3</sub> ), 3.768 (s, 2H, CH).
<b>w</b> spiro-(r-1-sulfonylpropylene-t-1-thio)-t-2,t-3-dimethoxy- C <sub>8</sub> H <sub>14</sub> O <sub>4</sub> S <sub>2</sub> (238.3) m.p. (CH <sub>3</sub> OH): 105 °C	IR (KBr) (cm <sup>-1</sup> ): 1310, 1295, 1140, 1115 (SO <sub>2</sub> )	<sup>1</sup> H: 2.609 - 2.680 (m, 2H, CH <sub>2</sub> ), 2.760 - 2.787 (m, 2H, CH <sub>2</sub> ), 3.110 - 3.140 (m, 2H, CH <sub>2</sub> ), 3.576 (s, 6H, OCH <sub>3</sub> ), 3.976 (s, 2H, CH). <sup>13</sup> C: 28.20 (C-CH <sub>2</sub> -C), 28.81 (CH <sub>2</sub> S), 47.10 (CH <sub>2</sub> SO <sub>2</sub> ), 52.04 (C-1), 60.09 (OCH <sub>3</sub> ), 63.42 (C-2, C-3).
<b>x</b> spiro-(r-1-sulfonyl-o-phenylene-t-1-thio)-t-2,t-3-dimethoxy- C <sub>11</sub> H <sub>12</sub> O <sub>4</sub> S <sub>2</sub> (272.3) m.p. (CH <sub>3</sub> OH): 139 °C	calc. C 48.51 H 4.44 found C 48.40 H 4.40 M <sup>+</sup> at m/z 272 IR (KBr) (cm <sup>-1</sup> ): 1300, 1165, 1140 (SO <sub>2</sub> )	<sup>1</sup> H: 3.553 (s, 6H, OCH <sub>3</sub> ), 4.034 (s, 2H, CH), 7.373 - 7.420 (m, 2 H <sub>ar</sub> ), 7.521 - 7.564 (m, 1H <sub>ar</sub> ), 7.707 - 7.727 (m, 1H <sub>ar</sub> ). <sup>13</sup> C: 50.67 (C-1), 59.74 (OCH <sub>3</sub> ), 62.44 (C-2, C-3), 123.10, 125.42, 133.56, 134.42 (C <sub>ar</sub> ).

**Trithioorthoformate S,S,S',S'-tetroxides 28:** During the aforementioned cyclopropanations depending on the relative reactivities of generated carbenes **3** and of applied alkenes **6** larger or minor amounts of β-disulfones **28** (7-12% yield, calculation basis 1 mol **28** from 2 mol **4** according to Scheme 9) were isolated as highly crystalline compounds. Without addition of a trapping olefin β-disulfone **28a** could be obtained from α-chloro-α-sulfonyl thioether **4b** in 57.7% yield: **Bis(4-methylphenylsulfonyl) methylthio-methane (28a)**: m.p. 139 °C (methanol), C<sub>16</sub>H<sub>18</sub>O<sub>4</sub>S<sub>3</sub> (370.5) calc. C 51.87 H 4.90 found C 52.31 H 4.83; IR (KBr): 1326, 1318, 1148, 1140 (SO<sub>2</sub>) cm<sup>-1</sup>; <sup>1</sup>H-NMR (CDCl<sub>3</sub>/TMS): δ = 2.318 (s, 3 H, SCH<sub>3</sub>), 2.471 (s, 6 H, ArCH<sub>3</sub>), 4.880 (s, 1 H, CH), 7.260 - 7.961 (m, 8 H<sub>ar</sub>) ppm. **Bis(4-chlorophenylsulfonyl) methylthio-methane (28b)**: m.p. 195-196 °C (methanol), C<sub>14</sub>H<sub>12</sub>Cl<sub>2</sub>O<sub>4</sub>S<sub>3</sub> (411.4) calc. C 40.88 H 2.94 found C 41.20 H 2.91; IR (KBr): 1330, 1325, 1150 (SO<sub>2</sub>) cm<sup>-1</sup>; <sup>1</sup>H-NMR (d<sub>6</sub>-DMSO/TMS)<sup>48</sup>: δ = 2.27 (s, 3 H, SCH<sub>3</sub>), 6.93 (s, 1 H, CH), 7.68 - 8.15 (m, 8 H<sub>ar</sub>) ppm. **Bis(4-methylphenylsulfonyl)-(4-methylphenylthio)-methane (28c)**: m.p. 158 °C (methanol), C<sub>22</sub>H<sub>22</sub>S<sub>3</sub>O<sub>4</sub> (446.6), M<sup>+</sup> at m/z 446; <sup>1</sup>H-NMR (CDCl<sub>3</sub>/TMS): δ = 2.297 (s, 3 H, CH<sub>3</sub>C<sub>6</sub>H<sub>4</sub>S), 2.481 (s, 6 H, CH<sub>3</sub>C<sub>6</sub>H<sub>4</sub>SO<sub>2</sub>), 5.037 (s, 1 H, CH), 7.019 - 7.966 (m, 12 H<sub>ar</sub>) ppm.

Preparation of organylsulfonyl-organylthio-trimethylsilyl methanes **33** according to a known procedure described for **33b**<sup>31</sup>: 41 ml (0.106 mol) 2.5 molar n-BuLi in hexane were added dropwise under nitrogen and stirring to a solution of 0.1 mol sulfonylthioether **2a-c** in 300 ml absol. THF at -78 °C. Stirring was continued for 90 min, 16 ml (0.126 mol) trimethylsilyl chloride were added at once, and the cooling bath was removed after 5 min. After 2 h stirring at room temperature the reaction mixture was poured onto 1 l ice water and extracted with three 250 ml portions of dichloromethane. After washing with water (250 ml) and drying over MgSO<sub>4</sub> the solvent was evaporated at 30 °C. The oily residue crystallized spontaneously after addition of a few ml of dry ether. Phenyl-[trimethylsilyl-methylthiomethyl] sulfone (**33a**): 86.5 %, colorless crystals, m.p. 84.5 °C; C<sub>11</sub>H<sub>18</sub>O<sub>2</sub>Si<sub>2</sub> (274.5), calc. C 48.14 H 6.61 found C 48.20 H 6.44; IR (KBr): 1300, 1145 (SO<sub>2</sub>), 850 (SiMe<sub>3</sub>) cm<sup>-1</sup>; <sup>1</sup>H-NMR (CDCl<sub>3</sub>/TMS): δ = 0.327 (t, J = 3.3 Hz, 9 H, Si(CH<sub>3</sub>)<sub>3</sub>), 1.675 (s, 3 H, SCH<sub>3</sub>), 3.197 (s, 1 H, CH), 7.527 - 7.565 (m, 2 H<sub>ar</sub>), 7.623 (d, J = 7.5 Hz, 1 H<sub>ar</sub>), 8.003 (d, J = 7 Hz, 2 H<sub>ar</sub>) ppm. <sup>13</sup>C-NMR (CDCl<sub>3</sub>/TMS): δ = -1.22 (Si(CH<sub>3</sub>)<sub>3</sub>), 18.24 (SCH<sub>3</sub>), 61.43 (CH), 128.63, 129.15, 133.29, 139.72 (C<sub>ar</sub>) ppm. 4-Chlorophenyl-[trimethylsilyl-methylthiomethyl] sulfone (**33c**): ~100 %, colorless crystals, m.p. 112 °C; C<sub>11</sub>H<sub>17</sub>ClO<sub>2</sub>Si<sub>2</sub> (308.1); IR (KBr): 1305, 1140 (SO<sub>2</sub>), 840 (SiMe<sub>3</sub>) cm<sup>-1</sup>; <sup>1</sup>H-NMR (CDCl<sub>3</sub>/TMS): δ = 0.333 (t, J = 3.2 Hz, 9 H, Si(CH<sub>3</sub>)<sub>3</sub>), 1.749 (s, 3 H, SCH<sub>3</sub>), 3.177 (s, 1 H, CH), 7.528 (d, J = 8.5 Hz, 2 H<sub>ar</sub>), 7.945 (d, J = 8.7 Hz, 2 H<sub>ar</sub>) ppm; <sup>13</sup>C-NMR (CDCl<sub>3</sub>/TMS): δ = -1.14 (Si(CH<sub>3</sub>)<sub>3</sub>), 18.24 (SCH<sub>3</sub>), 61.52 (CH), 128.97, 130.68, 138.28, 140.09 (C<sub>ar</sub>) ppm. 2-Trimethylsilyl-1,3-dithiane-1,1-dioxide (**33g**): 87.7 %, colorless crystals, m.p. 88 °C; C<sub>7</sub>H<sub>16</sub>O<sub>2</sub>Si<sub>2</sub> (224.4), M<sup>+</sup> at m/z 224; IR (KBr): 1320, 1300, 1280, 1140 (SO<sub>2</sub>) cm<sup>-1</sup>; <sup>1</sup>H-NMR (CDCl<sub>3</sub>/TMS): δ = 0.333 (s, 9 H, Si(CH<sub>3</sub>)<sub>3</sub>), 2.450 - 2.518 (m, 1 H, CH<sub>2</sub>), 2.599 - 2.670 (m, 1 H, CH<sub>2</sub>), 2.683 - 2.774 (m, 1 H, CH<sub>2</sub>), 2.966 - 3.078 (m, 1 H, CH<sub>2</sub>), 3.106 - 3.199 (m, 1 H, CH<sub>2</sub>), 3.690 (s, 1 H, CH) ppm.; <sup>13</sup>C-NMR (CDCl<sub>3</sub>/TMS): δ = -1.40 (Si(CH<sub>3</sub>)<sub>3</sub>), 28.87 (C-CH<sub>2</sub>-C), 28.99 (CH<sub>2</sub>S), 53.72 (CH<sub>2</sub>SO<sub>2</sub>), 54.52 (S-CH-SO<sub>2</sub>) ppm. 2-Trimethylsilyl-1,3-benzodithiol-1,1-dioxide (**33h**): 61.9 %, colorless crystals, m.p. 109 °C; C<sub>10</sub>H<sub>14</sub>O<sub>2</sub>Si<sub>2</sub> (258.5); IR (KBr): 1580 (C=C<sub>ar</sub>), 1315, 1180, 1155 (SO<sub>2</sub>), 850 (SiMe<sub>3</sub>) cm<sup>-1</sup>; <sup>1</sup>H-NMR (CDCl<sub>3</sub>/TMS): δ = 0.381 (s, 9 H, Si(CH<sub>3</sub>)<sub>3</sub>), 4.023 (s, 1 H, CH), 7.301 - 7.345 (m, 2 H<sub>ar</sub>), 7.470 - 7.511 (m, 1 H<sub>ar</sub>), 7.674 (d, J = 7.9 Hz, 1 H<sub>ar</sub>) ppm; <sup>13</sup>C-NMR (CDCl<sub>3</sub>/TMS): δ = -2.22 (Si(CH<sub>3</sub>)<sub>3</sub>), 52.76 (CH), 122.87, 125.13, 126.31, 133.18, 135.70, 136.48 (C<sub>ar</sub>) ppm.

Generation of carbene dimers **35**. Method I: 2.6 ml (6.5 mmol) 2.5-molar n-BuLi in hexane were added dropwise under nitrogen to a solution of 6.4 mmol silylsulfone **33a-c** in 50 ml absol. THF and the mixture was stirred for 90 min, 0.83 g (7.6 mmol) tert. butylhypochlorite was added at once; after removal of the cooling bath the mixture was stirred for 16 h at room temperature. Work-up as mentioned in the preceding section yielded the corresponding carbene dimer as the Z-isomer. Z-1,2-Bis(phenylsulfonyl)-1,2-bis(methylthio)-ethylene (**Z-35a**), 35.7 %, yellowish crystals, m.p. 205 °C (glacial acetic acid), C<sub>16</sub>H<sub>16</sub>O<sub>4</sub>S<sub>4</sub> (400.6) calc. C 47.98 H 4.03 found C 48.0 H 4.01, M<sup>+</sup> at m/z 400; IR (KBr): no olefinic C=C, only 1585 (C=C<sub>ar</sub>), 1325, 1150 (SO<sub>2</sub>) cm<sup>-1</sup>; UV (CH<sub>2</sub>Cl<sub>2</sub>): λ (log ε) = 241 (4.05), 357 (3.94) nm; <sup>1</sup>H-NMR (CDCl<sub>3</sub>/TMS): δ = 2.235 (s, 6 H, SCH<sub>3</sub>), 7.583 (t, J = 7.2 Hz, 4 H<sub>ar</sub>), 7.670 (t, J = 7.5 Hz, 2 H<sub>ar</sub>), 8.333 (d, J = 7.5 Hz, 4 H<sub>ar</sub>) ppm. <sup>13</sup>C-NMR (CDCl<sub>3</sub>/TMS): δ = 16.85 (SCH<sub>3</sub>), 128.67, 130.00, 133.90, 139.39, 151.34 (C<sub>ar</sub>) ppm. Z-1,2-Bis(4-methylphenylsulfonyl)-1,2-bis(methylthio)-ethylene (**Z-35b**): 3.6 %, yellow crystals, m.p. 198 °C (glacial acetic acid), C<sub>18</sub>H<sub>20</sub>O<sub>4</sub>S<sub>4</sub> (428.6) calc. C 50.44 H 4.70 found C 50.50 H 4.71; M<sup>+</sup> at m/z 428; IR (KBr): no olefinic C=C, only 1595 (C=C<sub>ar</sub>), 1310, 1150 (SO<sub>2</sub>) cm<sup>-1</sup>; UV (CH<sub>2</sub>Cl<sub>2</sub>): λ (log ε) = 265 (3.96), 352 (3.96) nm; <sup>1</sup>H-NMR (CDCl<sub>3</sub>/TMS): δ = 2.221 (s, 6 H, SCH<sub>3</sub>), 2.463 (s, 6 H, ArCH<sub>3</sub>), 7.365 (d, J = 8.4 Hz, 4 H<sub>ar</sub>), 8.203 (d, J = 8.4 Hz, 4 H<sub>ar</sub>) ppm; <sup>13</sup>C-NMR (CDCl<sub>3</sub>/TMS): δ = 16.91 (SCH<sub>3</sub>), 21.71 (ArCH<sub>3</sub>), 129.32, 130.14, 136.47, 144.99, 151.38 (C<sub>ar</sub>) ppm. Z-1,2-Bis(4-chlorophenylsulfonyl)-1,2-bis(methylthio)-ethylene (**Z-35c**): 23.3 %, yellow crystals, m.p. 200.5 °C (glacial acetic acid), C<sub>16</sub>H<sub>14</sub>Cl<sub>2</sub>O<sub>4</sub>S<sub>2</sub> (469.45) calc. C 40.94 H 3.01 found C 40.87 H 2.85; M<sup>+</sup> at m/z 470, 468; IR (KBr): no olefinic C=C, only 1575 (C=C<sub>ar</sub>), 1315, 1155 (SO<sub>2</sub>) cm<sup>-1</sup>; UV (CH<sub>2</sub>Cl<sub>2</sub>): λ (log ε) = 231 (4.16), 264 (4.08), 357 (3.95) nm; <sup>1</sup>H-NMR (CDCl<sub>3</sub>/TMS): δ = 2.222 (s, 6 H, SCH<sub>3</sub>), 7.549 (d, J = 8.7 Hz, 4 H<sub>ar</sub>), 8.260 (d, J = 8.8 Hz, 4 H<sub>ar</sub>) ppm; <sup>13</sup>C-NMR (CDCl<sub>3</sub>/TMS): δ = 16.60 (SCH<sub>3</sub>), 129.09, 131.56, 137.50, 140.88, 151.07 (C<sub>ar</sub>) ppm. Application of hexachloroethane or tetrachloromethane instead of tert. butylhypochlorite afforded the same compounds in minor yields.

Method II: 7.4 ml (18.5 mmol) 2.5 molar n-BuLi in hexane were added dropwise under nitrogen to a solution of 18.4 mmol chlorosulfone **4a-c** in 60 ml absol. THF at -78 °C. The solution was stirred for 90 min, 2.5 ml (20 mmol) chlorotrimethylsilane were added and after removal of the cooling bath stirring was continued for 2 h at room temperature. Further work-up was carried out as described before. Obtained yields of Z-dimers **35** were rather poor: **Z-35a** 1.6 %, **Z-35b** 5.8 %, **Z-35c** 17.4 %.

Use of dichlorosulfones **12a-c** under corresponding conditions afforded the following yields: **Z-35a** 2.5 %, **Z-35b** 3.4 %, **Z-35c** 5.6 %. Similar results were obtained under corresponding conditions starting from bromo-

chlorosulfones **13a-c**: **Z-35a** 7.5 %, **Z-35b** 4.2 %, **Z-35c** 10.2%. **Z-1.2-Bis(4-methylphenylsulfonyl)-1.2-bis(4-methylphenylthio)-ethylene (Z-35e)**: 2 % from **4e**, 11.2 % from **12e**, yellow crystals, m.p. 208 °C (methanol), C<sub>30</sub>H<sub>28</sub>O<sub>4</sub>S<sub>4</sub> (580.8) calc. C 62.04 H 4.86 found C 62.48 H 5.02; IR (KBr): 1595 (C=C<sub>ar</sub>), 1335, 1160 (SO<sub>2</sub>) cm<sup>-1</sup>; <sup>1</sup>H-NMR (CDCl<sub>3</sub>/TMS): δ = 2.327 (s, 6 H, CH<sub>3</sub>C<sub>6</sub>H<sub>4</sub>S), 2.449 (s, 6 H, CH<sub>3</sub>C<sub>6</sub>H<sub>4</sub>SO<sub>2</sub>), 6.835 (d, J = 8.2 Hz, 4 H<sub>ar</sub>), 7.092 (d, J = 8.1 Hz, 4 H<sub>ar</sub>), 7.343 (d, J = 8.1 Hz, 4 H<sub>ar</sub>), 8.195 (d, J = 8.4 Hz, 4 H<sub>ar</sub>) ppm; <sup>13</sup>C-NMR (CDCl<sub>3</sub>/TMS): δ = 21.24 (CH<sub>3</sub>C<sub>6</sub>H<sub>4</sub>S), 21.74 (CH<sub>3</sub>C<sub>6</sub>H<sub>4</sub>SO<sub>2</sub>), 128.05, 129.37, 129.57, 130.12, 135.97, 138.93, 145.11, 151.06 (C<sub>olefin</sub> + C<sub>ar</sub>) ppm.

**Method III**: Solutions of 20 mmol sulfonylthioether **2c**, respectively **4c**, in 60 ml absol. THF were lithiated with 8.8 ml (22 mmol) 2.5 molar n-BuLi in hexane at -78°C as described before. Oxidation was carried out by dropwise addition of a solution of 2.54 g (20 mmol) iodine resp. 2.7 g (20 mmol) phenyl glyoxal in 20 ml absol. THF and stirring for 3 h at -78 °C, finally 12 h at room temperature. Similar work-up as described before afforded **Z-35c** in 15 % from **2c** resp. in 7.5 % from **4c** via iodine oxidation, whereas phenyl glyoxal oxidation of **4c** afforded **Z-35c** in 17 % yield, properties as described before.

**Z,E-isomerizations of carbene dimers 35**. A solution of 93 mg (0.57 mmol) bromine in 10 ml chloroform was dropped to a stirred solution of 0.5 mmol dimer **Z-35a-c** in 40 ml chloroform at 0 °C and stirring was continued for 6 h at 0 °C and 12 h at room temperature. The solution was washed with 50 ml water, the separated water phase was extracted twice with 30 ml chloroform, the combined chloroform phases were dried over MgSO<sub>4</sub> and the solvent was removed by distillation under reduced pressure. The oily residue was caused to crystallize after addition of a few ml methanol; 92.5 % **35a** as E/Z = 12.9:1-mixture, 64.4% **35b** as E/Z = 23:1-mixture, 90% **35c** as E/Z = 10.6/1-mixture, melting points of E-isomers after recrystallization from chloroform have been found to be higher than those of corresponding Z-isomers as had been found in other cases too<sup>58</sup>. **E-35a**: m.p. 210 °C, UV (CH<sub>2</sub>Cl<sub>2</sub>): λ (log ε) = 230 (3.96), 366 (3.38) nm; <sup>1</sup>H-NMR (CDCl<sub>3</sub>/TMS): δ = 2.213 (s, 6 H, SCH<sub>3</sub>), 7.551 (t, J = 7.7 Hz, 4 H<sub>ar</sub>), 7.659 (t, J = 7.3 Hz, 4 H<sub>ar</sub>), 7.985 (d, J = 7.6 Hz, 4 H<sub>ar</sub>) ppm; <sup>13</sup>C-NMR (CDCl<sub>3</sub>/TMS): δ = 20.44 (SCH<sub>3</sub>), 128.74, 128.89, 133.85, 140.08, 156.96 (C<sub>ar</sub>) ppm. **E-35b**: m.p. 206 °C; UV (CH<sub>2</sub>Cl<sub>2</sub>): λ (log ε) = 231 (4.35), 365 (3.59) nm; <sup>1</sup>H-NMR (CDCl<sub>3</sub>/TMS): δ = 2.233 (s, 6 H, SCH<sub>3</sub>), 2.455 (s, 6 H, ArCH<sub>3</sub>), 7.333 (d, J = 8.1 Hz, 4 H<sub>ar</sub>), 7.864 (d, J = 8.3 Hz, 4 H<sub>ar</sub>) ppm; <sup>13</sup>C-NMR (CDCl<sub>3</sub>/TMS): δ = 20.59 (SCH<sub>3</sub>), 21.69 (ArCH<sub>3</sub>), 129.08, 129.34, 136.97, 145.06, 156.91 (C<sub>ar</sub>) ppm. **E-35c**: m.p. 234 °C; M<sup>+</sup> at m/z 468, 470, 472; <sup>1</sup>H-NMR (CDCl<sub>3</sub>/TMS): δ = 2.335 (s, 6 H, SCH<sub>3</sub>), 7.523 (d, J = 8.6 Hz, 4 H<sub>ar</sub>), 7.930 (d, J = 8.6 Hz, 4 H<sub>ar</sub>) ppm; <sup>13</sup>C-NMR (CDCl<sub>3</sub>/TMS): δ = 20.98 (SCH<sub>3</sub>), 129.11, 130.42, 138.22, 140.88, 156.79 (C<sub>ar</sub>) ppm. Only **E-35c** could be obtained completely free of its Z-isomer: At room temperature however, all E-isomers isomerized to their Z-forms either as crystals or as solutions.

*Acknowledgement: Financial Support of these investigations by the Deutsche Forschungsgemeinschaft and the Egyptian Government is gratefully acknowledged. We are indebted to Thomas Heisel for drawings in this manuscript, to Professor Kevin Bell from the University of Newcastle (Australia) for helpful comments as well as to Professor Regitz and Mrs. Allester from University of Kaiserslautern for a great number of microanalyses.*

***Dedicated to Professor U. Schöllkopf, the pioneer of thiocarbene chemistry.***

## REFERENCES AND NOTES

- Schank, K.; Abdel Wahab, A.A.; Eigen, P.; Jager, J. *Tetrahedron* **1989**, *45*, 6667; Presented in part at the 9<sup>th</sup> International Symposium on the Organic Chemistry of Sulfur (ISOCS) in Riga (UdSSR) 1980.
- For a comprehensive survey on thiosubstituted carbenes cf.: Schank, K. in *Methoden der Organischen Chemie (Houben-Weyl)*, 4<sup>th</sup> Edit., Vol. E19b, Carbene (Carbenoide) (Ed. M. Regitz), p. 1682-1745, G. Thieme, Stuttgart 1989.
- Schöllkopf, U.; Lehmann, G.J.; Paust, J.; Härtel, H.-D. *Chem. Ber.* **1964**, *97*, 1527.
- Schöllkopf, U.; Paust, J. *Chem. Ber.* **1965**, *98*, 2221; Schöllkopf, U.; Woerner, F.P.; Wiskott, E. *ibid.* **1966**, *99*, 806.
- Schöllkopf, U.; Wiskott, E. *Liebigs Ann. Chem.* **1966**, *694*, 44.
- cf. α sulfonyl ethers, 17: Schank, K.; Schröder, F.; Weber, A. *Liebigs Ann. Chem.* **1979**, 547.
- cf. Schank, K. *Phosphorus, Sulfur, and Silicon* **1991**, *58*, 207 on p. 218; ref. 2, p. 1731, 1735-1738.
- Moss, R.A. *Acc. Chem. Res.* **1980**, *13*, 58.
- Abdel Wahab, A.A. unpublished results, Saarbrücken 1984.
- Regitz, M. *Chem. Ber.* **1964**, *97*, 2742.

11. Hadjiarapoglou, L.; Spyroudis, S.; Varvoglis, A. *J. Am. Chem. Soc.* **1985**, *107*, 7178 on p. 7179.
12. a) Jost, K. Ph. D. Dissertation, Saarbrücken 1988; b) Vilsmaier, E.; Sprügel, W. *Liebigs Ann. Chem.* **1971**, *747*, 151.
13. For a summary of literature known methods cf. ref. 12a).
14. a) Gibson, D.T. *J. Chem. Soc.* **1931**, 2637; b) Gibson, D.T. *J. Chem. Soc.* **1932**, 1819; c) Gibson, D.T. *J. Chem. Soc.* **1937**, 1509; cf. Freeman, F. *Chem. Rev.* **1984**, *84*, 117.
15. For a methodical summary cf. ref. 7).
16. Most favorable method: Ogura, K.; Yahata, N.; Watanabe, J.; Takahashi, K.; Iida, H. *Bull. Chem. Soc. Jpn.* **1983**, *56*, 3543.
17. a) Bordwell, F.G.; Jarvis, B.B. *J. Org. Chem.* **1968**, *33*, 1182; b) Robson, P.; Speakman, P.R.H.; Stewart, D.G. *J. Chem. Soc. C* **1968**, 2180; c) Schank, K.; Schmitt, H.-G. unpublished results; Schmitt, H.-G. Ph. D. Dissertation, Saarbrücken 1977; d) Kay, D.G.; Langler, R.F.; Trenholm, J.E. *Can. J. Chem.* **1979**, *57*, 2185.
18. Schank, K.; Bügler, S. presented at ISOCS 12, Nijmegen - The Netherlands 1986.
19. Philbin, E.M.; Stuart, E.R.; Timoney, R.F.; Wheeler, T.S. *J. Chem. Soc.* **1957**, 2338.
20. Schank, K.; Bügler, S. *Sulfur Lett.* **1982**, *1*, 63; cf. Russell, G.A.; Sabourin, E.T. *J. Org. Chem.* **1969**, *34*, 2336.
21. a) Jager, J. Ph. D. Dissertation, Saarbrücken 1980; b) Schank, K.; Bügler, S. unpublished results; Bügler, S. Ph. D. Dissertation, Saarbrücken 1983; c) Ogura, K.; Kiuchi, S.; Takahashi, K.; Iida, H. *Synthesis* **1985**, 524; d) for an independent synthesis from  $\alpha$ -diazomethylsulfones and sulfenyl chlorides see: Strating, J.; Reitsema, J. *Rec. Trav. Chim. Pays-Bas* **1966**, *85*, 421.
22. Preparation of **14** according to an olefination method published earlier by us: a) Ferdinand, G.; Schank, K.; Weber, A. *Liebigs Ann. Chem.* **1975**, 1484; b) Ferdinand, G.; Schank, K. *Synthesis* **1976**, 408; c) cf. ref. 21b).
23. a) Saunders, W.H., Jr.; Cockerill A.F. in *Mechanisms of elimination reactions*, p. 570, J. Wiley, N.Y. 1973; b) Christol, S.J.; Harrington, J.K.; Singer, M.S. *J. Am. Chem. Soc.* **1966**, *88*, 1529; c) Similar observations have been described with structurally related cyclopropanes: Bailey, P.L.; Hewkin, C.T.; Clegg, W.; Jackson, R.F.W. *J. Chem. Soc. Perkin Trans. I* **1993**, 577.
24. a) Schank, K.; Schroeder, F.; Weber, A. *Liebigs Ann. Chem.* **1973**, 553; b) Schank, K.; Schroeder, F. *Liebigs Ann. Chem.* **1977**, 1676; c) cf. ref. 6); d) cf. ref. 1).
25. cf. Krauch, H.; Kunz W. in *Reaktionen der Organischen Chemie*, 5. Aufl., S. 356, Hüthig, Heidelberg 1976: a) Stuffer, E. *Chem. Ber.* **1890**, *23*, 3226; b) Backer, H.J. *Rec. Trav. Chim. Bays-Bas* **1951**, *70*, 92.
26. Gehlhaus, J.; Hoffmann, R.W. *Tetrahedron* **1970**, *26*, 5901.
27. a) Nozaki, H.; Noyori, R.; Sisido, K. *Tetrahedron* **1964**, *20*, 1125; b) Wilt, J.W.; Schneider, E.; Dabek, Jr., H.F.; Kraemer, J.F.; Wagner, W.J. *J. Org. Chem.* **1966**, *31*, 1543.
28. Hoppmann, A.; Weyerstahl, P.; Zummack, W. *Liebigs Ann. Chem.* **1977**, 1547.
29. Gibson, D.T. *J. Chem. Soc.* **1930**, 12.
30. Bennett, G.M.; Statham, F.S. *J. Chem. Soc.* **1931**, 1684.
- 30a. Morrill T.C. in *Lanthanide Shift Reagents in Stereochemical Analysis, Methods in Stereochemical Analysis Vol. 5* (ed. A.P. Marchand), VCH Publishers Inc. 1986.
31. Schubert, H.H.; Stang, P.J. *J. Org. Chem.* **1984**, *49*, 5087.
32. a) Schroth, W.; Schädler, K.-D.; Kemmler, R. *Z. Chem.* **1985**, *25*, 170;
33. Radeglia, R.; Poleschner, H.; Schroth, W. *J. Prakt. Chem.* **1985**, *327*, 523.
34. cf. Davis, F.A.; Rizvi, S.Q.A.; Ardecky, R.; Gosciniak, D.J.; Friedman, A.J.; Yocklovich, S.G. *J. Org. Chem.* **1980**, *45*, 1650.
35. Walisch, W.; Eberle, H.G. *Microchim. Acta* **1967**, 1031.
36. According to Walisch, W. *Chem. Ber.* **1961**, *94*, 2314.
37. Troeger, J.; Beck, O. *J. Prakt. Chem.* **1913**, [2] 87, 289.
38. Troeger, J.; Müller, W. *Arch. Pharm.* **1914**, *252*, 39.
39. Commercially available.
40. Nakayama, J. *Synthesis* **1975**, 38: Synthesis of 2-iso-amyloxy-benzodithiol which was reduced with DIBAL under usual conditions to 1.3-benzodithiol in 78% yield; colorless oil, identified via oxidation.
41. Carlson, R.M.; Helquist, P.M. *J. Org. Chem.* **1968**, *33*, 2586.
42. Auret, B.J.; Boyd, D.R.; Breen, F.; Greene, R.M.E.; Robinson, P.M. *J. Chem. Soc., Perkin Trans. I* **1981**, 930.

43. Bordwell, F.G.; Cooper, G.D. *J. Am. Chem. Soc.* **1951**, *73*, 5184.
44. a) Hardstaff, W.R.; Langler, R.F.; Leahy, J.; Newman, M.J. *Can. J. Chem.* **1975**, *53*, 2664; b) Phillips, W.G.; Ratts, K.W. *J. Org. Chem.* **1971**, *36*, 3145; c) Goralski, C.T.; Klingler, T.C. *J. Chem. Engng. Data* **1976**, *21*, 237.
45. Bordwell, F.G.; Clemens, A.H.; Smith, D.E. *J. Org. Chem.* **1985**, *50*, 155.
46. Müller, W.; Schank, K. *Chem. Ber.* **1978**, *111*, 2870.
47. Veenstra, G.E.; Zwanenburg, B. *Recl. Trav. Chim. Pays-Bas* **1976**, *95*, 28.
48. Values from ref. 21a), recorded by a Varian A60.
49. Ferdinand, G. Ph. D. Dissertation, Saarbrücken 1976, p. 94, 118.
50. For mechanistic details cf.: Ferdinand, G.; Schank, K.; Weber, A. *Liebigs Ann. Chem.* **1975**, 1484.
51. Values from ref. 49, recorded by a Varian A60.
52. *Organikum*, 15. Aufl. VEB Deutscher Verlag der Wissenschaften, Berlin 1976.
53. Beyer, H.; Bulka, E.; Beckhaus, F.-W. *Chem. Ber.* **1959**, *92*, 2593.
54. Sandstöm, J. *Ark. Kemi* **1955**, *8*, 523.
55. Used numbering for <sup>13</sup>C-assignment from synonymous 6-methylthio-6-phenylsulfonyl-2-oxabicyclo[3.1.0]hexane.
56. Equal to 6-(4-methylphenylsulfonyl)-6-(4-methylphenylthio)-2-oxabicyclo[4.1.0]heptane.
57. Equal to 6-(4-methylphenylsulfonyl)-6-methylthio-2.4-dioxabicyclo[3.1.0]hexane.
58. Truce, W.E.; Mc Manimie, R.R. *J. Am. Chem. Soc.* **1954**, *76*, 5745.

\* footnote: The atomic co-ordinates for this work are available on request from the Director of the Cambridge Crystallographic Data Centre, University Chemical Laboratory, Lensfield Road, Cambridge CB2 1EW. Any request should be accompanied by the full Literature citation for this communication.