

**Patient preferences for cardiovascular preventive medication
A systematic review**

Albarqouni, Loai; Doust, Jenny; Glasziou, Paul

Published in:
Heart

DOI:
[10.1136/heartjnl-2017-311244](https://doi.org/10.1136/heartjnl-2017-311244)

Published: 01/10/2017

Document Version:
Peer reviewed version

[Link to publication in Bond University research repository.](#)

Recommended citation(APA):

Albarqouni, L., Doust, J., & Glasziou, P. (2017). Patient preferences for cardiovascular preventive medication: A systematic review. *Heart*, 103(20), 1578-1586. <https://doi.org/10.1136/heartjnl-2017-311244>

General rights

Copyright and moral rights for the publications made accessible in the public portal are retained by the authors and/or other copyright owners and it is a condition of accessing publications that users recognise and abide by the legal requirements associated with these rights.

For more information, or if you believe that this document breaches copyright, please contact the Bond University research repository coordinator.

Patient preferences for cardiovascular preventive medication: a systematic review

Loai Albarqouni¹, Jenny Doust¹, Paul Glasziou¹

¹ Centre for Research in Evidence-Based Practice (CREBP), Bond University, QLD 4226, Australia

Loai Albarqouni: MD, MSc, PhD candidate; **Jenny Doust:** FRACGP, PhD, GP, and Professor of clinical epidemiology; **Paul Glasziou:** FRACGP, PhD, Director, and Professor of Evidence-Based Medicine

Corresponding author:

Loai Albarqouni, MD, MSc
Centre for Research in Evidence-Based Practice (CREBP)
Faculty of Health Sciences and Medicine
Bond University
QLD, Australia 4229
Email: loai.albarqouni@student.bond.edu.au
Phone: +61(0)457699656

Manuscript word count: **3172**

Abstract word count: **244**

Number of tables and figures: **1 Table and 5 Figures**

Number of references: **50**

Supplement: **1 Figure and 2 Tables**

Abstract

Objective: To systematically review current evidence regarding the minimum acceptable risk reduction of a cardiovascular event which patients feel would justify daily intake of a preventive medication.

Methods: We used the Web of Science to track the forward and backwards citations of a set of five key articles until 15 November 2016. Studies were eligible if they quantitatively assessed the minimum acceptable benefit - in absolute values - of a cardiovascular disease preventive medication among a sample of the general population, and required participants to choose if they would consider taking the medication.

Results: Of 253 studies screened, we included 22, involving a total of 17,751 participants: 6 studied Prolongation of Life (POL), 12 Absolute Risk Reduction (ARR), and 14 studied Number Needed to Treat (NNT) as measures of risk reduction communicated to the patients. In studies framed using POL, 39-54% (average 48%) of participants would consider taking a medication if it prolonged life <8 months, and 56-73% (average 64%) \geq 8 months. In studies framed using ARR, 42-72% (average 54%) of participants would consider taking a medication that reduces their 5-year CV risk by <3%, and 50-89% (average 77%) \geq 3%. In studies framed using 5-year NNT, 31-81% (average 60%) of participants would consider taking a medication with a NNT of > 30, and 46-87% (average 71%) \leq 30.

Conclusions: Many patients require a substantial risk-reduction before they consider taking a daily medication worthwhile, even when the medication is described as being side-effect free and costless.

Keywords: Cardiovascular Diseases, Communication, Decision-making, Risk Assessment, Guideline

Abbreviation: CVD Cardiovascular Disease; ARR Absolute Risk Reduction; NNT Number Needed to Treat; POL Prolongation of Life

Introduction

Cardiovascular disease (CVD) is the leading cause of premature death and reduced disability adjusted life-years worldwide^{1,2}. Thus, CVD prevention - which may require the initiation of lifelong medication aiming at modifying specific risk factors of future adverse events³ - has been, and will continue to be, a public health priority.

Clinical Practice Guidelines (CPGs) were developed to assist practitioners and patients in their decisions about appropriate health care interventions. However, disease preventive guidelines face a crucial challenge: individuals at risk often feel healthy and might perceive medications as unnecessary, particularly those having uncertain benefits and/or unpleasant side effects. This challenge can lead to disagreement between how guidelines panel and patients value the benefits and harms of preventive medications⁴. For instance, while guidelines panels may assume that the benefits of a preventive intervention outweigh any potential harm, individual patients may not agree with their trade-off. When there is uncertainty in the trade-off between benefits and harms of preventive interventions⁵⁻⁷, incorporation of patients' preferences is appropriate and important⁸. Accordingly, patients may decide whether to accept or reject such an intervention based on weighing the harms, cost, and inconvenience of taking lifelong medication against the potential long-term benefits^{9,10}.

Despite the growing acknowledgement of the importance of patient and public involvement in the development of CPGs, current CPGs focus primarily on the medication effectiveness and often fail to highlight uncertainty and reconcile patients preferences and values with the guideline recommendations¹¹. In addition, CPGs' recommendations are often used as a measure of the quality of care provided by clinicians and organisations^{12,13}.

For instance, the most recent update of the US and UK CVD risk assessment and prevention guidelines have recommended the use of statins among people previously considered at low

risk of cardiovascular disease, setting the threshold to commence statins at a risk of a CVD event in 10 years of 7.5%^{14 15}. However, this threshold reflects a value judgment about the balance of potential harms and benefits of taking statins, which some patients may not find it justifiable for taking statins.

Therefore, the purpose of this systematic review was to summarise current evidence regarding the minimum acceptable risk reduction of a cardiovascular event which patients feel would justify their taking daily preventive medication. This information is helpful both for patients, to actively participate in the decision-making process¹⁶, and guidelines panels to be informed of the best evidence regarding the patients values and preferences in making trade-offs between desirable and undesirable consequences of such an intervention¹⁷.

Methods

A protocol for this systematic review was developed in advance (available from the authors on request).

Information Sources and Search Methods

We developed, with the help of a medical librarian experienced in systematic reviews, a search strategy using a method of forward and backwards citation analysis. We used Web of Science database to track the forward and backwards citations of a set of 5 key articles until 15-November-2016. The index articles for our citation analysis were a relevant systematic review¹⁸ and four other articles identified as important in this area^{9 10 19 20}. Searching continued backward and forward until no further relevant studies are found. Citation analysis can evade the time-consuming and the complex nature of the standard search strategies, in areas where indexing is unlikely to retrieve relevant articles with an acceptable accuracy rate²¹⁻²³.

Eligibility Criteria

All published quantitative primary studies were eligible, irrespective of the study design. We included studies involving adult participants who made a decision about a cardiovascular preventive medication whether in a real-life (actual) or a hypothetical (analogous) scenario. Studies were eligible if they assessed the minimum acceptable benefit (CVD-risk-reduction) of a CVD preventive medication among a sample of the general population, and provided a quantitative estimate of the risk reduction (in absolute values) required by patients to make daily medication worthwhile. Absolute risk reduction estimates could be presented in the format of Prolongation-of-Life (POL), Absolute-Risk-Reduction (ARR) or Number-Needed-to-Treat (NNT). Studies that provided a descriptive or qualitative estimate of risk reduction or a quantitative estimate of relative-risk-reduction (without baseline-risk) were excluded.

Selection of Studies

Two authors independently screened for eligibility the titles and abstracts of identified articles. We retrieved the full-text of studies that potentially met the eligibility criteria. From the full-texts, two authors independently assessed study eligibility. When more than one publication of the same study existed, the publication with the most complete data was included. We resolved any disagreement by discussion. Reasons for exclusion of studies were documented.

Data Extraction

Two authors independently abstracted data, using a standardised data extraction form. The abstracted data included: (1) General: title, authors, country, language and year of publication, duplicate publications, sponsoring; (2) Participants: sample size, baseline characteristics, and study setting; (3) Scenario: Hypothetical/Real, type of risk presentation format (POL, ARR or NNT), method for eliciting patients preferences (e.g. discrete choice), medication

characteristics (side effects, cost, burden) and the target adverse event (mortality or morbidity).

Assessment of the methodological quality and Risk of Bias

Included studies were independently assessed by two authors using a modified version of the risk of bias in prevalence studies assessment tool²⁴, which includes the following items: representation, selection, response rate, data collection. We assessed the adequacy of each item: 'low', 'unclear' or 'high' risk of bias.

Data Synthesis

For each included study, we extracted or calculated the average 5-year ARR or NNT or POL required by the participants to commence a CVD preventive medication. We reported the ranges (and sample-size-weighted averages) of 5-year ARR or NNT or POL across included studies. A meta-analysis was not possible due to the heterogeneity in studies' methods and outcomes.

Results

We screened 341 studies (after removal of duplicates), of which 238 were classed as ineligible based on titles or abstracts. Of the remaining 103 full-texts, 22 studies with a total of 17751 participants were included (**Figure 1**).

Study publication dates ranged from 1995 to 2014; study sample-size ranged from 58 to 2978, with an average of 807 participants. Three studies were internet-based (1 US, 1 Norway, and 1 US and Norway), while the remaining studies were conducted in seven countries: 6 UK, 5 Denmark, 2 Norway, 2 New Zealand, 2 US, and 2 Canada. The 22 included studies contributed 63 estimates of minimum acceptable risk reduction: 14 studies contributed 28 estimates in the form of number-needed-to-treat (NNT); 12 studies contributed 22 estimates in the form of absolute-risk-reduction (ARR) and 6 studies contributed 13 estimates in the form of

prolongation-of-life (POL). Participants were sampled from the general population in 13 studies (59%) and from primary-care settings in 9 studies (41%). Most studies elicited participants' preferences using single-choice questions (n=16; 70%). Other methods were multiple-choice questions (n=4), iterative process (n=1) or trade-off method (n=1). The most frequent method of data collection was in-person interviews (n=12; either telephone or face-to-face); the remaining studies used surveys to collect data from the participants (either mailed or internet-based survey). Characteristics of included studies are shown in **Table 1**.

The results of the quality assessment (**Figure 2**) showed that half of the studies truly represented the general population (n=11). Few studies (n=3) had a response rate $\geq 75\%$, but random selection or census had been undertaken in most studies (n=17). Data had been collected using the same methods from all participants in most included studies (n=17).

Prolongation of Life (POL)

In studies which presented the CV benefits framed as POL, 39-73% of the participants (average 54%) would consider taking cardio-preventive medication. This decreased to 39-54% (average 48%) when we only considered preventive medications that prolonged their life by less than 8 months, and increased to 56-73% (average 64%) when the analysis was restricted to studies presented POL equal to or more than 8 (**Figure 3 and eTable 1** in the Supplement).

Absolute risk reduction (5-year)

In studies which presented the CV benefits in term of ARR, 42-89% of the participants (average 60%) would consider taking the CVD preventive medication. This decreased to 42-72% (average 54%) when we only consider studies where medication reduced the 5-year absolute CV risk by less than 3%, while this percentage increased to 50-89% (average 77%) when we consider studies presented ARR equal to or more than 3% (**Figure 4 and eTable 2** in the Supplement).

Number Needed to Treat (5-year)

In studies which presented the CV benefits in term of NNT, 31-87% of the participants (average 64%) would consider taking cardio-preventive medications. This decreased to 31-81% (average 60%) when we only considered studies presented a medication needed to be taken by more than 30 persons to prevent one event while this percentage increased to 46-87% (average 71%) when analysis restricted to studies presented NNT equal to or less than 30 (**Figure 5 and eTable 2** in the Supplement).

Factors affecting the decision to commence a CVD preventive therapy

Some studies explored other factors that would affect the decision to take a medication. These factors help to explain some of the heterogeneity observed between studies.

Probabilistic vs. deterministic 'fixed' presentation of risk

One study found that participants were more likely to agree to a CVD preventive therapy when the benefits were presented as a certain, short, postponement of a heart attack (182/456; 40%) compared to an equal average but uncertain 'probabilistic' long postponement of the outcome (153/452; 34%)¹⁹. This cognitive bias has been also shown by Finegold et al²⁵.

Participants presented with a certain 1-year life gain were more likely to accept a medication than when presented with a 10% chance of 10-year life gain (56% vs 45%)²⁵. However, if participants were presented with two gains that were not probabilistically equivalent, they preferred the therapy that provides the larger gain whether presented as a certain or uncertain benefit²⁵.

Positive versus Negative framing

Carling et al²⁶ found that participants were more likely to agree for a CVD medication when the risk reduction was framed negatively (66%) than positively (56%) or compared to informed information that included positive and negative format together (40% and 46% respectively).

Similarly, Goodyear-Smith²⁷ found that participants were more likely to agree to taking a CVD medication when the benefits were framed negatively (89%) than positively (80%).

Risk presentation format

Stovring et al²⁸ found that the proportion of respondents willing to take a medication to prevent CVD was higher when the benefit was presented as either ARR (expressed in natural frequencies) or NNT compared to POL. Notably, POL was found to have the least concordance with final decisions that were based on comprehensive information (ARR, NNT, RRR and pictorial presentation). However, another study found more patients considered taking medication when the results were presented as ARR (85%) than NNT (67%)²⁷. Carling et al²⁹ compared different presentations of risk reduction, and found that participants were more likely to consider a medication when the benefit presented as relative risk reduction, but natural frequencies were scored the highest in preference, understanding and satisfaction with the presented information, and confidence in the decision.

Adding adverse effects

Fried et al³⁰ asked community-living older persons their willingness to agree to CVD preventive medications with varying degree of benefits and harms (both type and severity), and found that about a half of the respondents who initially agreed to a medication with average benefit with no adverse effects were unwilling or uncertain about taking the same medication if it was associated with even mild fatigue and nausea, and only 3 % of them would agree to a medication that had adverse effects that could affect their activities of daily living.

Previous history or high risk for CVD

The presence of known risk factors or a history of CVD might also affect the decision to take the medication. For instance, Misselbrook and Armstrong³¹ found that patients with known high blood pressure were more likely to agree to a CVD preventive medication than

participants with normal blood pressure, which has been also found by McAlister et al³². Similar findings were also shown by Trewby et al³³ comparing participants with a history of CVD and taking medications to patients either without CVD history but taking a preventive medication or without CVD history and taking no medication. Similarly, Dahl et al found that previous history of myocardial infarction (OR: 2.5 95%CI 1.3-5.0), and elevated cholesterol level (OR: 1.9 95%CI 1.8-2.6) significantly increased the odds of consenting to medication³⁴. Fried et al found that participants who rated their health as poor/fair were more likely to consider taking a medication than those rated their health as excellent/very good³⁰. However, two other studies found no association between self-reported health, CVD history and the odds of considering taking medication^{19 35}.

Participant baseline characteristics

Male gender was found to be significantly associated with considering taking a medication in Dahl et al³⁴, Halvorsen et al(2005)³⁶, and Hudson et al³, but, not in Halvorsen et al(2007)¹⁹, Nexoe et al³⁷, and Kristiansen et al³⁵. Older age and higher education level was significantly associated with considering taking a medication in Halvorsen et al(2007)¹⁹, and Kristiansen et al³⁵, but, not in Nexoe et al³⁷, Halvorsen et al(2005)³⁶, and Dahl et al³⁴.

Perspective of Patients vs. Clinicians

McAlister et al³² compared the minimum gain in ARR to consider taking CVD medication between hypertensive patients (with no overt CVD) and family physicians, and found that patients demand greater benefits before agreeing to a CVD preventive medication compared to physicians. Similarly, Steel³⁸ found that the gain in ARR to agree to an antihypertensive medication was lower among consultant physicians than general practitioners, and highest among the general public.

Discussion

Results of the 22 studies in this systematic review suggest that an implicit assumption in cardiovascular prevention guidelines - that participants accept the amount balance between benefits and harms - may not be concord with patient preferences. Even in the studies where people were presented with an idealised tablet with no side effects, more than one-third stated they would not consider taking a medication that could prevent their 5-year absolute risk of a cardiovascular event by an ARR of 5% or more. This gain is rarely achieved by CVD medication (e.g. statin reduce the relative risk of a CVD event by about 5-year CV absolute risk by about 30%^{39 40}). Moreover, considerable variations were observed in the patients' preferences of the minimum acceptable risk reduction of cardio-preventive medication.

Several factors may explain the wide variation in patients' preferences both within and across included studies, such as whether patients are already taking a preventive medication, and the way that the risk reduction has been communicated to the participants (e.g. risk presentation format and framing effect). A recent systematic review of risk communication found that the various risk presentation formats might have different effects on the decision to consider taking medication⁴¹. However, it is important to distinguish between the persuasiveness of the risk presentation formats and the clarity and understandability of the format¹⁸. Methods used to elicit preferences (e.g. single-choice options, trade-off) as well as those used to collect data (face-to-face interviews, mailed questionnaire) may also contribute to variation observed.

Lastly, the characteristics of the medication presented to participants may also have affected their decisions. An ideal medication (free of charge and no side effects) is more likely to be accepted compared to a real-life medication with costs and potential side effects.

Thus, when patients' preferences vary widely, preventive guidelines should be wary of setting a single risk threshold for the initiation of a preventive treatment, based on the effectiveness of

the medication. Any threshold point or range should be based on the balance of benefits and downsides, which should be informed by patients' value and preferences.

Strength and Limitation

The heterogeneity of methods used to assess the preferences, including trade-off method, iterative process, and single choice questions is both a strength and limitation of our study. The inclusion criteria meant that a wide variety of estimates could be included in the review, but owing to this heterogeneity of the methods and outcomes, we could not calculate quantitative summary estimates of the minimum acceptable risk reduction, which is common in systematic reviews in this field^{17 42 43}. Moreover, most of the included studies have not been designed primarily to assess our research question, but to examine other issues such as response to framing. In addition, the review only considers those factors reported in the included studies. Another potential limitation is the risk of missing relevant articles because of the use of citation analysis as a search strategy. However, studies in other areas suggest the accuracy rate of this method is acceptable (e.g. using citation analysis, Janssens and Gwinn retrieved about 94% [75-100%] of all included articles retrieved using traditional method in 10 meta-analyses²³). Thus, we think that our overall results and conclusion are unlikely to be affected.

Implication for clinical practice

Patients' preferences should be considered in both guideline development and clinical care. Patients representatives and member of the public should be actively involved in guideline development panels⁴⁴. Future guidelines must consider more than the evidence of medication effectiveness in establishing treatment thresholds: Systematic reviews of patients' values and preferences should also be conducted to inform guideline recommendations. Given the heterogeneity in individual preferences, guidelines should include strategies to help clinicians incorporate patients' preferences and values to make informed decisions. This can be achieved

by promoting choice, providing adequate information about the benefit and risks of medication, and the level of uncertainty in the evidence, and highlighting that guideline recommendations support, but do not substitute for clinical judgment and individualised decision-making. Visual aids (e.g. icon arrays or risk pictograph) to communicate risk reduction might be used since evidence shows that such aids improve patients' understanding and satisfaction⁴¹. This also implies that the 'do or do not' style of recommendations should generally be discouraged, and that preference-sensitive recommendations should not be used as indicators of quality of care (quality measures).

Clinicians often fail to accurately identify patient preferences – a problem termed silent misdiagnosis⁴⁵, and hence guidelines should include tools that promote shared decision making where interventions choices can be tailored not only to patients' clinical characteristics but also to their values and preferences. This means that guideline recommendations should be used as a starting point for the individual patient-clinician decision-making process. In addition, patient versions of guidelines, as well as decision aids tools, should be developed and disseminated along with the guidelines.

Implication for future research

This systematic review highlights the need for standardising the key measures of patient preferences that might be used to inform guidelines. Future research could gain from using well-established methods for preference elicitation used in other disciplines (e.g. health economics) to develop a valid, reliable, and sensitive measure of patient preferences in a medical decision-making context. Moreover, a systematic review of qualitative studies regarding the factors affects the individual decision of CV preventive medication is also warranted.

Conclusion

Even for a side-effect free, costless medication, many patients require a substantial risk-reduction to consider taking a preventive medication. However, the range of answers is very wide with some accepting any gain, and other not willing to consider medication with any gain. Guidelines and clinical consultations need to account for both these average and individual values in setting risk thresholds.

Contributors LA, JD, PG designed the study. LA, JD, PG screened the articles. LA, JD, PG extracted data. LA drafted the original manuscript and all authors revised the paper. LA is the guarantor of the study.

Acknowledgment We would like to thank **Ms Sarah Thorning** for her help with the literature search.

Competing interests All authors have completed the ICMJE uniform disclosure form at www.icmje.org/coi_disclosure.pdf and declare: Dr Glasziou reports grants from National Heart Foundation prior to the conduct of this study. No support from any organisation for the submitted work; no other relationships or activities that could appear to have influenced the submitted work.

Funding No specific funding for this research

Ethical approval Not required.

Data sharing Data extracted from the included studies are available on request from the corresponding author.

The Corresponding Author has the right to grant on behalf of all authors and does grant on behalf of all authors, an exclusive licence (or non exclusive for government employees) on a worldwide basis to the BMJ Publishing Group Ltd and its Licensees to permit this article (if accepted) to be published in HEART editions and any other BMJ PGL products to exploit all subsidiary rights

References

1. Murray CJ, Lopez AD. Measuring the global burden of disease. *N Engl J Med* 2013;**369**(5):448-57.
2. Mortality GBD, Causes of Death C. Global, regional, and national age-sex specific all-cause and cause-specific mortality for 240 causes of death, 1990-2013: a systematic analysis for the Global Burden of Disease Study 2013. *Lancet* 2015;**385**(9963):117-71.
3. Hudson B, Zarifeh A, Young L, et al. Patients' expectations of screening and preventive treatments. *Ann Fam Med* 2012;**10**(6):495-502.
4. Harmsen CG, Stovring H, Jarbol DE, et al. Medication effectiveness may not be the major reason for accepting cardiovascular preventive medication: a population-based survey. *BMC Med Inform Decis Mak* 2012;**12**:89.
5. Abramson JD, Rosenberg HG, Jewell N, et al. Should people at low risk of cardiovascular disease take a statin? *BMJ* 2013;**347**:f6123.
6. Martin SA, Boucher M, Wright JM, et al. Mild hypertension in people at low risk. *BMJ* 2014;**349**:g5432.
7. Redberg RF, Katz MH. Statins for primary prevention: The debate is intense, but the data are weak. *JAMA Internal Medicine* 2016.
8. Hoffmann TC, Legare F, Simmons MB, et al. Shared decision making: what do clinicians need to know and why should they bother? *Med J Aust* 2014;**201**(1):35-9.
9. Hux JE, Naylor CD. Communicating the benefits of chronic preventive therapy: does the format of efficacy data determine patients' acceptance of treatment? *Med Decis Making* 1995;**15**(2):152-7.
10. Fontana M, Asaria P, Moraldo M, et al. Patient-accessible tool for shared decision making in cardiovascular primary prevention: balancing longevity benefits against medication disutility. *Circulation* 2014;**129**(24):2539-46.
11. Schunemann HJ, Fretheim A, Oxman AD. Improving the use of research evidence in guideline development: 10. Integrating values and consumer involvement. *Health Res Policy Syst* 2006;**4**:22.
12. Walter LC, Davidowitz NP, Heineken PA, et al. Pitfalls of converting practice guidelines into quality measures: lessons learned from a VA performance measure. *JAMA* 2004;**291**(20):2466-70.
13. Garber AM. Evidence-based guidelines as a foundation for performance incentives. *Health Aff (Millwood)* 2005;**24**(1):174-9.
14. National Institute for Health And Care Excellence (NICE). Cardiovascular disease: risk assessment and reduction, including lipid modification. 2014.
15. Goff DC, Jr., Lloyd-Jones DM, Bennett G, et al. 2013 ACC/AHA guideline on the assessment of cardiovascular risk: a report of the American College of Cardiology/American Heart Association Task Force on Practice Guidelines. *Circulation* 2014;**129**(25 Suppl 2):S49-73.
16. Osterberg L, Blaschke T. Adherence to medication. *N Engl J Med* 2005;**353**(5):487-97.
17. MacLean S, Mulla S, Akl EA, et al. Patient values and preferences in decision making for antithrombotic therapy: a systematic review: Antithrombotic Therapy and Prevention of Thrombosis, 9th ed: American College of Chest Physicians Evidence-Based Clinical Practice Guidelines. *Chest* 2012;**141**(2 Suppl):e1S-23S.
18. Waldron CA, van der Weijden T, Ludt S, et al. What are effective strategies to communicate cardiovascular risk information to patients? A systematic review. *Patient Educ Couns* 2011;**82**(2):169-81.

19. Halvorsen PA, Selmer R, Kristiansen IS. Different ways to describe the benefits of risk-reducing treatments - A randomized trial. *Ann Intern Med* 2007;**146**(12):848-56.
20. Harmsen CG, Kristiansen IS, Larsen PV, et al. Communicating risk using absolute risk reduction or prolongation of life formats: cluster-randomised trial in general practice. *Br J Gen Pract* 2014;**64**(621):E199-E207.
21. Robinson KA, Dunn AG, Tsafnat G, et al. Citation networks of related trials are often disconnected: implications for bidirectional citation searches. *J Clin Epidemiol* 2014;**67**(7):793-9.
22. Belter CW. Citation analysis as a literature search method for systematic reviews. *Journal of the Association for Information Science and Technology* 2016;**67**(11):2766-77.
23. Janssens AC, Gwinn M. Novel citation-based search method for scientific literature: application to meta-analyses. *BMC Med Res Methodol* 2015;**15**:84.
24. Hoy D, Brooks P, Woolf A, et al. Assessing risk of bias in prevalence studies: modification of an existing tool and evidence of interrater agreement. *J Clin Epidemiol* 2012;**65**(9):934-9.
25. Finegold JA, Shun-Shin MJ, Cole GD, et al. Distribution of lifespan gain from primary prevention intervention. *Open Heart* 2016;**3**(1):e000343.
26. Carling CL, Kristoffersen DT, Oxman AD, et al. The effect of how outcomes are framed on decisions about whether to take antihypertensive medication: a randomized trial. *PLoS One* 2010;**5**(3):e9469.
27. Goodyear-Smith F, Arroll B, Chan L, et al. Patients prefer pictures to numbers to express cardiovascular benefit from treatment. *Ann Fam Med* 2008;**6**:213-17.
28. Stovring H, Gyrd-Hansen D, Kristiansen IS, et al. Communicating effectiveness of intervention for chronic diseases: what single format can replace comprehensive information? *BMC Med Inform Decis Mak* 2008;**8**:25.
29. Carling CLL, Kristoffersen DT, Montori VM, et al. The Effect of Alternative Summary Statistics for Communicating Risk Reduction on Decisions about Taking Statins: A Randomized Trial. *PLoS Med* 2009;**6**.
30. Fried TR, Tinetti ME, Towle V, et al. Effects of benefits and harms on older persons' willingness to take medication for primary cardiovascular prevention. *Arch Intern Med* 2011;**171**(10):923-8.
31. Misselbrook D, Armstrong D. Patients' responses to risk information about the benefits of treating hypertension. *Br J Gen Pract* 2001;**51**:276-79.
32. McAlister FA, O'Connor AM, Wells G, et al. When should hypertension be treated? The different perspectives of Canadian family physicians and patients. *CMAJ* 2000;**163**(4):403-8.
33. Trewby PN, Reddy AV, Trewby CS, et al. Are preventive drugs preventive enough? A study of patients' expectation of benefit from preventive drugs. *Clin Med (Northfield Il)* 2002;**2**:527-33.
34. Dahl R, Gyrd-Hansen D, Kristiansen IS, et al. Can postponement of an adverse outcome be used to present risk reductions to a lay audience? A population survey. *BMC Med Inform Decis Mak* 2007;**7**.
35. Kristiansen IS, Gyrd-Hansen D, Nexoe J, et al. Number needed to treat: easily understood and intuitively meaningful? Theoretical considerations and a randomized trial. *J Clin Epidemiol* 2002;**55**:888-92.
36. Halvorsen PA, Kristiansen IS. Decisions on drug therapies by numbers needed to treat - A randomized trial. *Arch Intern Med* 2005;**165**:1140-46.
37. Nexoe J, Kristiansen IS, Gyrd-Hansen D, et al. Influence of number needed to treat costs and outcome on preferences for a preventive drug. *Fam Pract* 2005;**22**:126-31.
38. Steel N. Thresholds for taking antihypertensive drugs in different professional and lay groups: questionnaire survey. *BMJ* 2000;**320**(7247):1446-7.

39. Chou R, Dana T, Blazina J, et al. Statins for Prevention of Cardiovascular Disease in Adults: Evidence Report and Systematic Review for the US Preventive Services Task Force. *JAMA* 2016;**316**(19):2008-24.
40. Collins R, Reith C, Emberson J, et al. Interpretation of the evidence for the efficacy and safety of statin therapy. *Lancet* 2016.
41. Zipkin DA, Umscheid CA, Keating NL, et al. Evidence-based risk communication: a systematic review. *Ann Intern Med* 2014;**161**(4):270-80.
42. Hoffmann TC, Del Mar C. Patients' expectations of the benefits and harms of treatments, screening, and tests: a systematic review. *JAMA Intern Med* 2015;**175**(2):274-86.
43. Eiring O, Landmark BF, Aas E, et al. What matters to patients? A systematic review of preferences for medication-associated outcomes in mental disorders. *BMJ Open* 2015;**5**(4):e007848.
44. Boivin A, Currie K, Fervers B, et al. Patient and public involvement in clinical guidelines: international experiences and future perspectives. *Qual Saf Health Care* 2010;**19**(5):e22.
45. Mulley AG, Trimble C, Elwyn G. Stop the silent misdiagnosis: patients' preferences matter. *BMJ* 2012;**345**:e6572.
46. Carling C, Kristoffersen DT, Herrin J, et al. How should the impact of different presentations of treatment effects on patient choice be evaluated? A pilot randomized trial. *PLoS One* 2008;**3**(11):e3693.
47. Leaman H, Jackson PR. What benefit do patients expect from adding second and third antihypertensive drugs? *Br J Clin Pharmacol* 2002;**53**:93-99.
48. Marshall T, Bryan S, Gill P, et al. Predictors of patients' preferences for treatments to prevent heart disease. *Heart* 2006;**92**(11):1651-5.
49. Nicholson K, Ramsay LE, Haq IU, et al. Factors affecting the acceptance of drug therapy to prevent myocardial infarction. *Br J Clin Pharmacol* 1999;**47**(5):580-80.
50. Sorensen L, Gyrd-Hansen D, Kristiansen IS, et al. Laypersons' understanding of relative risk reductions: Randomised cross-sectional study. *BMC Med Inform Decis Mak* 2008;**8**.

Figures

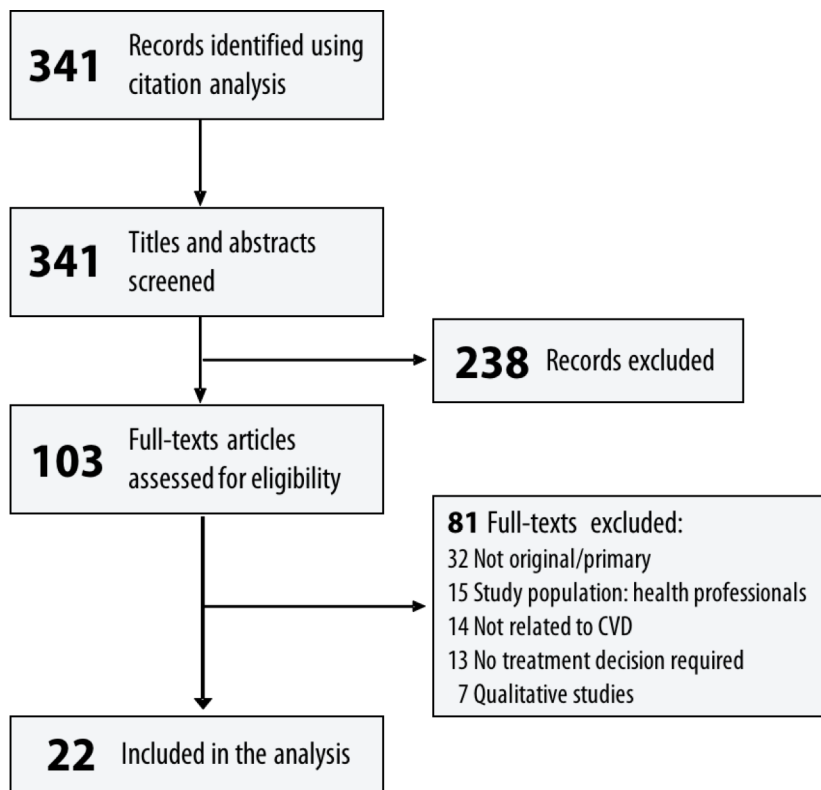


Figure 1: Summary of flow of information through the systematic review process (PRISMA Flow Diagram)

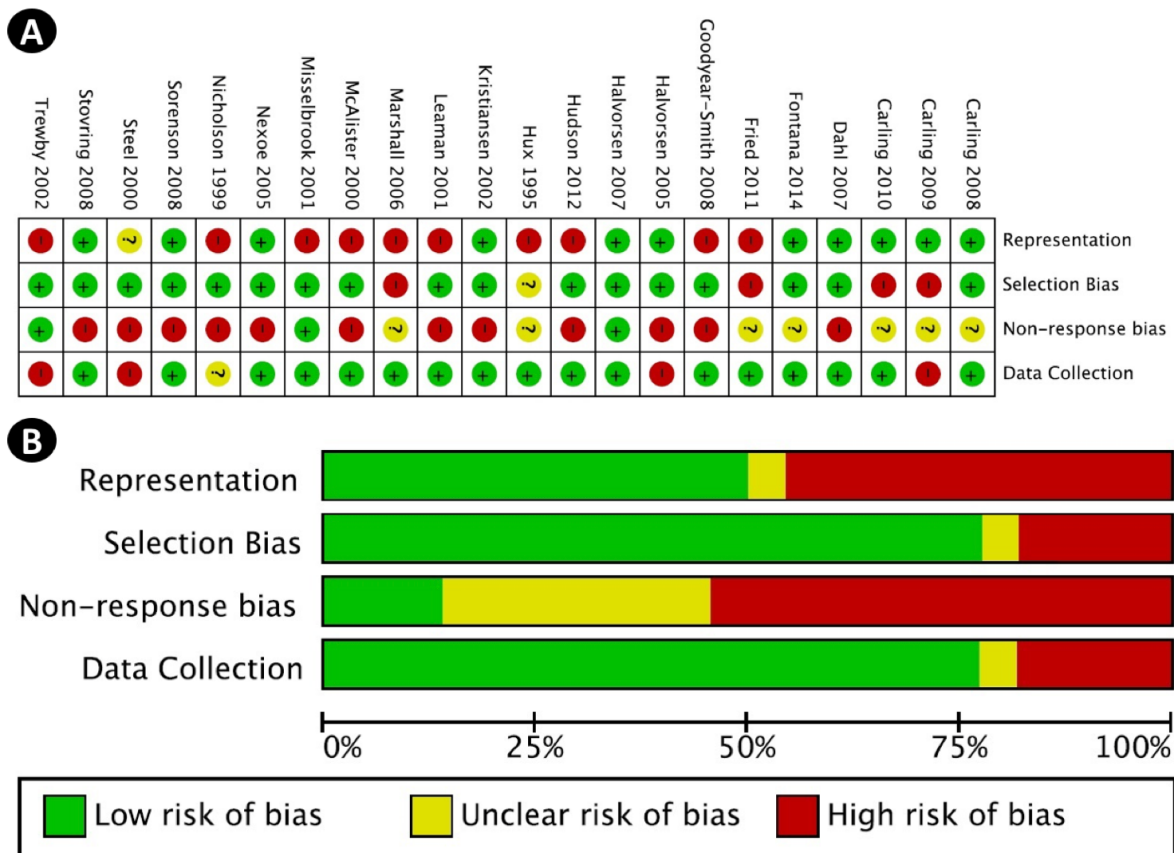


Figure 2: Risk of bias assessment: authors' judgments about each risk of bias item: (A) for each included study (Risk of bias graph); and (B) presented as percentages across all included studies (risk of bias summary).

Representation: was the sampling frame a true or close representative of the target population/general population; **Selection:** was some form of random selection used or a census undertaken; **Non-response:** was the likelihood of non-response bias minimal (low risk: $\geq 75\%$, high risk: $< 75\%$); **Data collection:** were data collected directly from participants and if the same mode of data collection used for all participants.

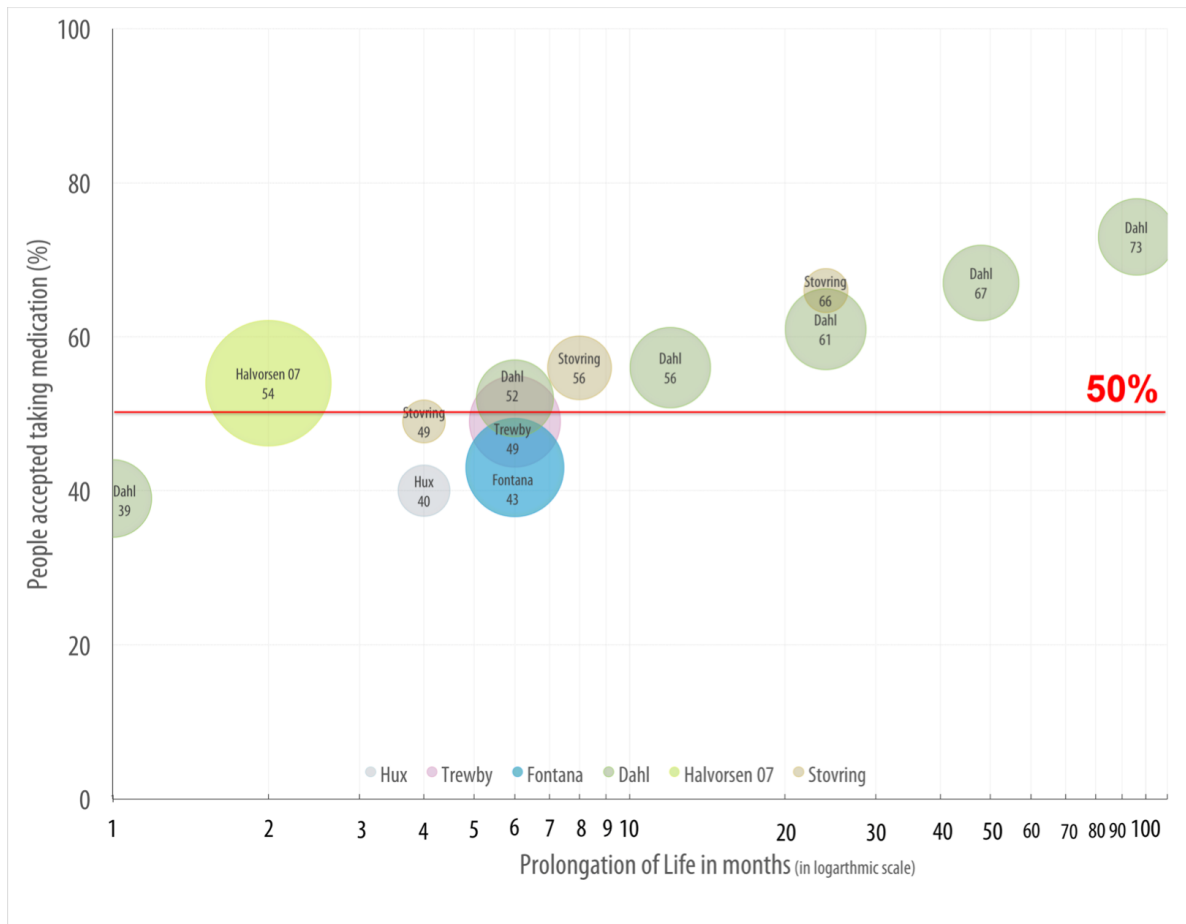


Figure 3: Minimum acceptable risk reduction in cardiovascular events (expressed as Prolongation of Life) required by the patients to justify taking daily preventive medication.

Bubble graph showing the percentage of participants of included studies that could accept taking a medication against the potential prolongation in life (in months in logarithmic scale) for such a medication; the bubble area represents the sample size.

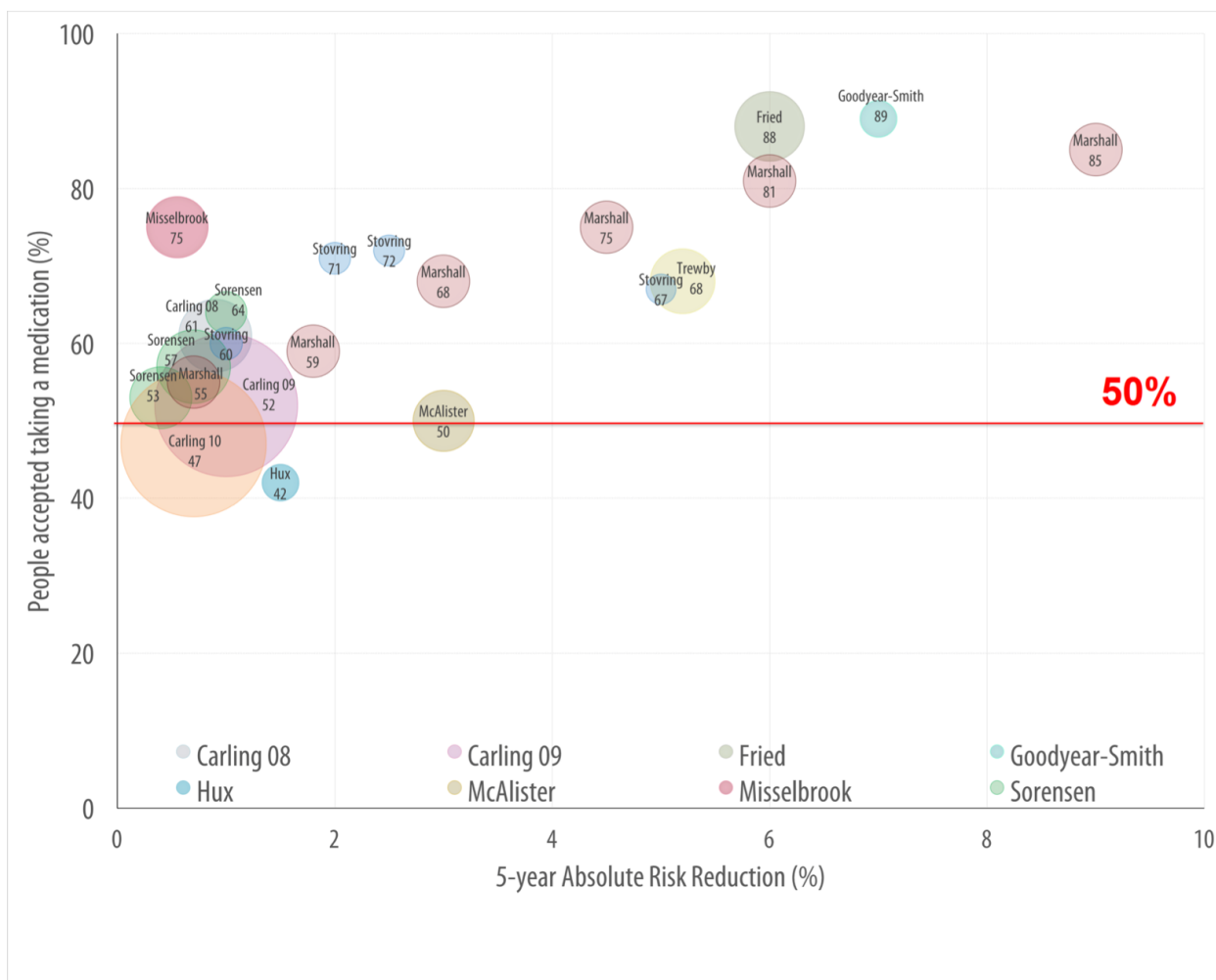


Figure 4: Minimum acceptable risk reduction in cardiovascular events (expressed as ARR) required by the patients to justify taking daily preventive medication
 Bubble graph showing the percentage of participants of included studies that could accept taking a medication against the 5-year absolute risk reduction in cardiovascular events that can be gained by such a medication; the bubble area represents the sample size.

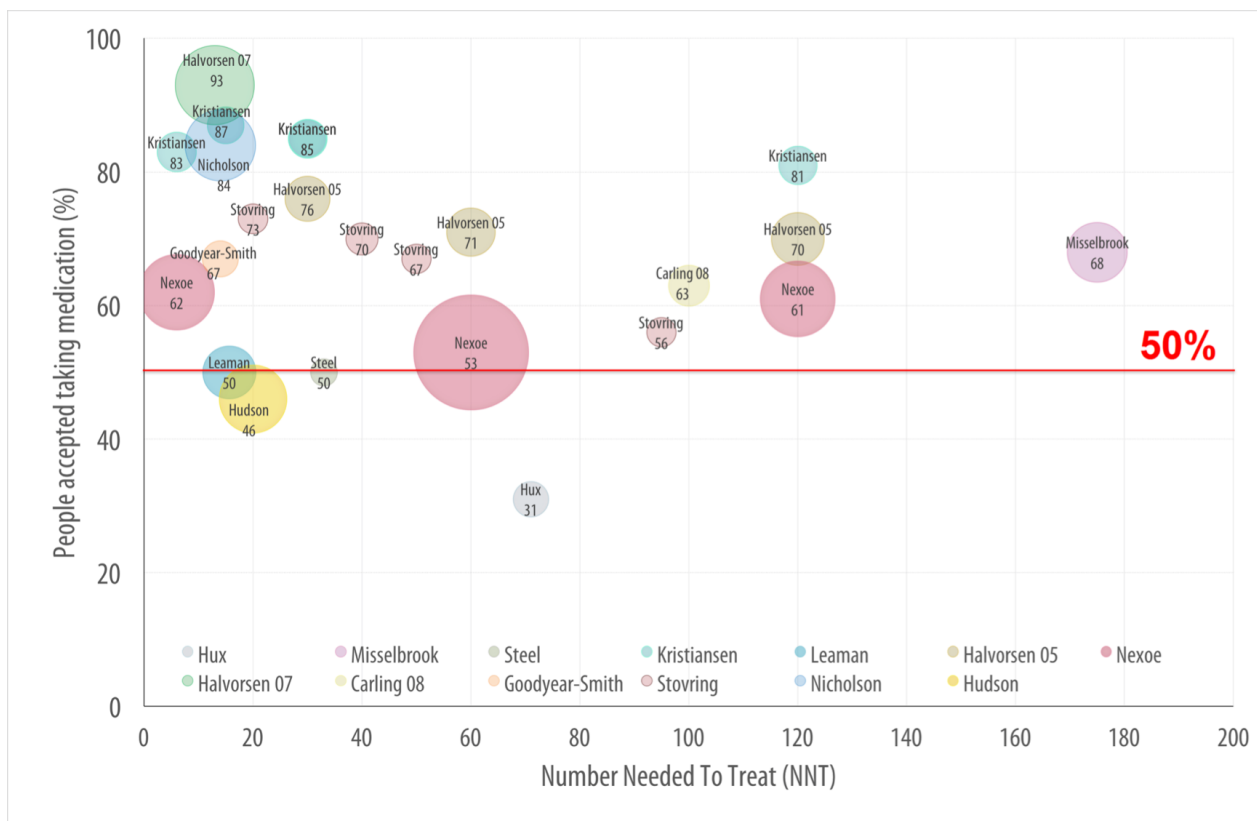


Figure 5: Minimum acceptable risk reduction in cardiovascular events (expressed as NNT) required by the patients to justify taking daily preventive medication.

Bubble graph showing the percentage of participants of included studies that could accept taking a medication against the number of individual needed to be treated for 5 years to prevent one cardiovascular event; the bubble area represents the sample size.

Tables

Table 1. Characteristics of included studies

Study	Participants: Sample Size (response rate%); Age; Women (%); data collection	Participants Characteristics Settings	Scenario: risk; medication; adverse event; side effects; cost	Outcomes
Carling, 2008, Internet-based⁴⁶	770 participants; 62% between 40-59 years; 58% women; internet-based survey (in English)	Community (18+; internet-users); 90% educated to more than 12 years; 84% from USA; 23% GP or health professionals;	Hypothetical; single choice experiment; high cholesterol level; daily statin-like; 10-year CV risk of angina or heart attack; side effects of statins; 50US\$ per month	To decide whether to take the medication or not based on a single value of risk reduction (ARR, NNT)
Carling, 2009, Internet-based²⁹	2978 participants; 54% between 40-59 years; 59% women; internet-based survey (in English and Norwegian)	Community (18+; internet-users); 91% educated to more than 12 years; 42% from USA	Hypothetical; single choice experiment; high cholesterol level; daily statin-like; 10-year CV risk of angina or heart attack; side effects of statins; 50US\$ per month	To decide whether to take the medication or not based on a single value of risk reduction (ARR or NNT)
Carling, 2010, Internet-based²⁶	1528 participants; 49% between 40-59 years; 53% women; internet-based survey (in Norwegian)	Community (18+; internet-users); 59% educated to university-level	Hypothetical; single choice experiment; 40-yr old, non-smoker, active and has a healthy diet; high blood pressure level; daily; 10-year CV risk of stroke or heart attack; dizziness, impotence nausea, muscle cramps and others; co-payment	To decide whether to take the medication or not based on a single value of risk reduction, framed both positively and negatively (ARR)
Dahl, 2007, Denmark³⁴	1367 participants (50%); mean age 60; 52% women; in-person interview	Community (40+); 32% had elementary education only; 5% history of heart attack and 18% hypercholesterolemia	Hypothetical; single choice experiment; high cholesterol level; daily; heart attack; few and harmless side effects; 60€ per year	To decide whether to take the medication or not based on a single value of risk reduction (POL)
Fontana, 2014, UK¹⁰	360 participants; mean age 38 years; 50% women; face-to-face interview	Community; 22% on regular medications; 1% history of previous CVD	Hypothetical; trade-off; high cholesterol level; daily statin-like; CVD and death; no side effects; negligible	Medical aversion (gain in lifespan required by participants to commence lifelong therapy); result was extracted from Figure 1
Fried, 2011, US³⁰	356 participants; mean age 76; 75% women; in-person interview	Community (senior centres); mean years of education was 13; 69% had more than 3 chronic conditions; 92% took 1 or more medication, with a mean of 4	Hypothetical; single choice experiment; multiple scenarios; primary CVD prevention; daily; 5-year MI risk; no side effects; covered by insurance	To decide whether to take the medication or not based on a single value of risk reduction (ARR) + pictograph
Goodyear-Smith, 2008, New Zealand²⁷	100 participants (53%); mean 66 years; 60% women; telephone interview	Outpatients (4 family practices); patients eligible if they had heart disease and on statin;	Hypothetical; single choice experiment; angina or heart attack; daily statin-like; 5-year heart attack risk; few side effects;	To decide whether to take the medication or not based on a single value of risk reduction (ARR or NNT); negative framing
Halvorsen, 2005, Norway³⁶	1201 participants (60%); 43% between 25-44 year; 48% women; face-to-face (or telephone) interview	Community; 28% educated more than 12 years; 11% history of hypertension, 8% hypercholesterolemia	Hypothetical; multiple choice experiment; multiple scenarios; angina or heart attack; daily statin-like; heart	To decide whether to take the medication or not based on a single value of risk reduction (3-year NNT)

			attack or stroke; no serious side effects; cost comparable to common cardio-preventive medication	
Halvorsen, 2007, Norway¹⁹	1397 participants (81%); mean 58 years; 34% women; mailed questionnaire	Community; 23% educated more than 12 years; 21% previous CVD history	Hypothetical; single choice experiment; daily statin-like; heart attack; neither common nor dangerous side effects; refunded	To decide whether to take the medication or not based on a single value of risk reduction (5-year NNT, POL)
Hudson, 2012, New Zealand³	354 participants (36%); mean 60 years; 44% women; mailed questionnaire	Outpatients (3GPs, all registered 50-70 years); 31% educated to high school only; 13% previous CVD history	Hypothetical; single choice experiment; daily; death; no major side effects; 3\$ per 3 months	To choose, from six different estimates (10-year NNT), the number of lives should be saved to justify lifelong medication
Hux, 1995, Canada⁹	100 participants; 53% older than 55 years; 47% women; questionnaire	Outpatients (35-65 years); 55% take cardiovascular medications; 70% history of heart disease; 62% attended cardiology clinic	Hypothetical; multiple choice experiment; daily statin-like; heart attack; negligible side effects; insured	To decide whether to take the medication or not based on a single value of risk reduction (5-year ARR, NNT, POL)
Kristiansen, 2002, Denmark³⁵	675 participants (60%); mean age 44 years; 51% women; face-to-face interview	Community; 21% educated to elementary-level only; 3.3% previous CVD history	Hypothetical; single choice experiment; daily; heart attack; few and mild side effects; co-payment 55\$ per year	To decide whether to take the medication or not based on a single value of risk reduction (3-year NNT)
Leaman, 2001, UK⁴⁷	216 participants (41%); 40.5% between 50-69 years; 55% women; mailed questionnaire	Outpatients (single GP); the mean age at which respondents finished education was 16.7 years; 13% on antihypertensive medication; 2% previous MI	Hypothetical; iterative process; anti-hypertensive daily; heart attack; some side effects; some payment	To choose, from 6 different estimates (5-year NNT), the number of lives should be saved to justify lifelong medication; negative framing
Marshall, 2006, UK⁴⁸	203 participants; median age 65; 13% women; face-to-face interview	Outpatients (13 Practices, No CVD history); mean years of education 15.5; 34.5% on long-term oral medications; 50% had less than 7.5% 5-year coronary risk	Hypothetical; multiple choice experiment; daily; heart disease; rare side effects;	To decide whether to take the medication or not based on a single value of risk reduction (5-year ARR); each one decide 6 times
McAlister, 2000, Canada³²	74 participants (51%); mean age 49; 53% women; face-to-face interview	Outpatients (5 GPs and 4 internists, mild hypertension; no overt CVD); 69% educated to more than 12 years; 65% on antihypertensive	Hypothetical; multiple choice experiment; multiple scenarios; antihypertensive daily; death, MI, stroke;	Iterative process to achieve the smallest benefit (ARR) that justify lifelong medication (MCID)
Misselbrook, 2001, UK³¹	309 participants (102 hypertensive, 207 normotensive) (89%); aged 35-65 years; mailed questionnaire	Outpatients (single practice); patients excluded if illiterate, CVD, diabetes, disability, or mental illness	Hypothetical; single choice experiment; anti-hypertensive-like daily; stroke;	To decide whether to take the medication or not based on a single value of risk reduction (ARR, NNT)
Nexoe, 2005, Denmark³⁷	2326 participants (50%); mean age 47 years; 56% women; face-to-face interview	Community; 26% educated to elementary-level	Hypothetical; single choice experiment; multiple scenarios; daily; death or heart attack; out of pocket payment	To decide whether to take the medication or not based on a single value of risk reduction (NNT)
Nicholson, 1999, UK⁴⁹	384 participants (53%); mailed questionnaire	Outpatients (1 GP)	Hypothetical; single choice experiment; statin-like daily; MI	To choose, from 4 different estimates (5-year NNT), the number of lives should be

				saved to justify lifelong medication
Sorensen, 2008, Denmark ⁵⁰	1519 participants (49%); mean age 59; 53.9% women; face-to-face interview	Community; 6% previous heart attack; 17% hypercholesterolemia	Hypothetical; single choice experiment; daily; death or heart attack; mild and harmless side effects; 45€ per year	To decide whether to take the medication or not based on a single value of risk reduction (3-year RRR with baseline risk)
Steel, 2000, UK ³⁸	58 participants (58%); 45% 41-65 years old; 58% women	Community (39 practices)	Single choice experiment; anti-hypertensive medication	To choose, from a five different estimates (5-year NNT), the number of lives should be saved to justify lifelong medication
Stovring, 2008, Denmark ²⁸	1169 participants (37%); aged 40-59; 57% women; face-to-face interview	Community; median years of education 13 years; 37% CVD history	Hypothetical; single choice experiment; multiple scenarios; statin-like daily; fatal heart disease; out of pocket	To decide whether to take the medication or not based on a single value of risk reduction (10-year ARR, NNT, POL)
Trewby, 2002, US ³³	307 participants (97%); mean age 61 years; 42% women; face-to-face (or telephone) interview	Both (3 groups: ¹ discharged from CCU; ² no MI history but on medication, ³ neither history nor medication)	Hypothetical; single choice experiment; statin-like daily; heart attack; safe	Iterative process to achieve the minimum threshold (POL) that justify lifelong medication; extracted from Figure3