



Henderson, A. S., Bower, J. F., & Galan, M. C. (2014). Carbohydrate-based N-heterocyclic carbenes for enantioselective catalysis. *Organic and Biomolecular Chemistry*, 12(45), 9180-9183.
<https://doi.org/10.1039/c4ob02056a>

Publisher's PDF, also known as Version of record

License (if available):
CC BY

Link to published version (if available):
[10.1039/c4ob02056a](https://doi.org/10.1039/c4ob02056a)

[Link to publication record in Explore Bristol Research](#)
PDF-document

University of Bristol - Explore Bristol Research

General rights

This document is made available in accordance with publisher policies. Please cite only the published version using the reference above. Full terms of use are available:
<http://www.bristol.ac.uk/pure/about/ebr-terms>



Cite this: *Org. Biomol. Chem.*, 2014, **12**, 9180

Received 1st August 2014,
Accepted 29th September 2014

DOI: 10.1039/c4ob02056a

www.rsc.org/obc

Carbohydrate-based N-heterocyclic carbenes for enantioselective catalysis†

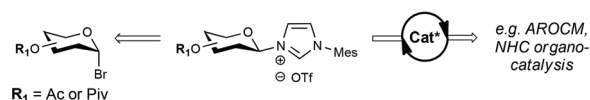
Alexander S. Henderson, John F. Bower* and M. Carmen Galan*

Versatile syntheses of C₂-linked and C₂-symmetric carbohydrate-based imidazol(in)ium salts from functionalised amino-carbohydrate derivatives are reported. The novel NHCs were ligated to [Rh(COD)Cl]₂ and evaluated in Rh-catalysed asymmetric hydrosilylation of ketones with good yields and promising enantioselectivities.

N-heterocyclic carbenes (NHCs) have been extensively exploited over the last few decades as ligands in transition-metal catalysis.^{1,2} However, the use of *chiral* NHCs in enantioselective catalysis remains underdeveloped.² A key challenge resides in the development of systems that are able to relay efficiently ligand chirality to the coordination sphere of the metal centre. Most efforts in this area have been devoted to modification of the NHC backbone or the use of chiral motifs (*e.g.* functionalised arenes, amino acids) as N-substituents.^{1–3} Complementary methodologies that enable the incorporation of cheap and *diversifiable* chiral building blocks onto NHC scaffolds will likely accelerate the development of efficient ligand systems.^{1d}

Carbohydrates are one of the most diverse and important classes of biomolecule. Nature provides in carbohydrates a toolkit of well-defined chirality that is primed for modification. It is not surprising then, that carbohydrate scaffolds have been employed successfully as ligands for enantioselective transition-metal catalysis.^{2,4} Within this area, the design of NHC-based systems has received relatively little attention (Fig. 1A).⁵ Anomeric reactivity has been exploited to append the NHC unit (*via* nitrogen) to C1 of the carbohydrate.^{5a,c,d,f,g} Related C3- and C6-linked monosaccharide systems have also been disclosed.^{5b,e,h} In most cases, application to enantioselective transition-metal catalysis has not been pursued.^{5a–c,e–g} A C1-linked carbohydrate-functionalized Ru catalyst was evaluated in asymmetric ring-opening cross-metathesis (AROCM) but high yields could only be achieved with modest enantioselectivities (up to 26 ee).^{5d} More recently, elegant work by Sollogoub and co-workers has demonstrated that C6-linked NHC-capped cyclodextrins provide chiral “cavities” that mediate enantioselective gold-catalysed alkene cyclopropanation in up to 59% ee.^{5h}

(A) Carbohydrate NHCs in Enantioselective Catalysis (Previous Approaches):



Limited Exemplification in Enantioselective Metal Catalysis

(B) C₂-Symmetric NHCs from 2-Amino-Sugars (This Work):

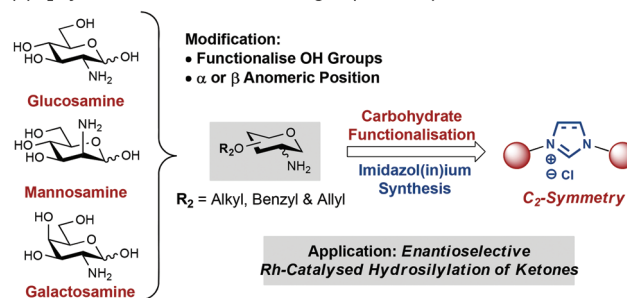


Fig. 1 Carbohydrate NHCs in asymmetric catalysis.

Nevertheless, applications of carbohydrate-based NHCs to enantioselective transition-metal catalysis remain underexplored.^{5d}

As part of our ongoing interest in imidazolium-linked sugar building blocks for oligosaccharide synthesis,⁶ we became interested in their application as carbene ligands for catalysis. Herein we report flexible synthetic entries to a series of C₂-linked and C₂-symmetric carbohydrate-based NHCs (Fig. 1B). As a proof of concept, we demonstrate the complexation of these to afford a series of neutral Rh(i) catalysts, that show promising activity for enantioselective ketone hydrosilylation.

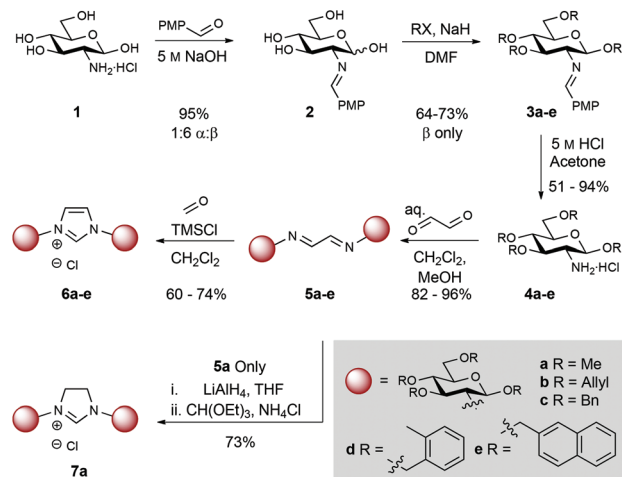
Previous reports have linked carbohydrates to the imidazolium core *via* the C1, C3 or C6 positions.⁵ To prepare moderately rigid NHC complexes that might allow the chirality of the glycan to be propagated to the substrate during catalysis, attachment *via* C6 was deemed as suboptimal. Anomeric (C1) attachment was also discounted to avoid problems associated with diastereocontrol at this centre and the stability of the

School of Chemistry, University of Bristol, Cantock's Close, Bristol BS8 1TS, UK.

E-mail: john.bower@bris.ac.uk, m.c.galan@bris.ac.uk

† Electronic supplementary information (ESI) available: Experimental procedures and data, NMR spectra and X-ray data for **12c**. CCDC 1017544. For ESI and crystallographic data in CIF or other electronic format see DOI: 10.1039/c4ob02056a



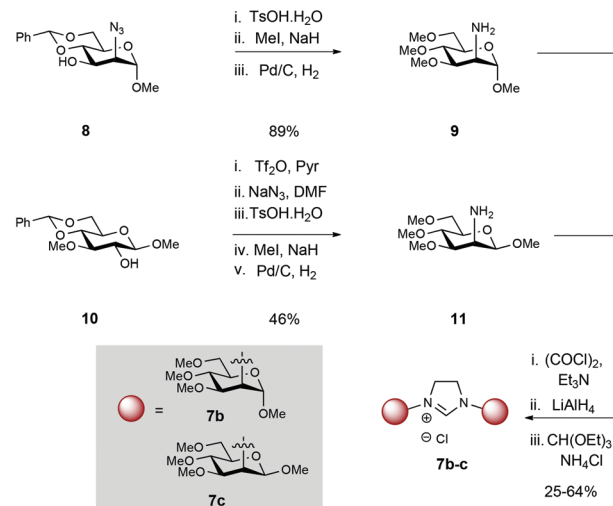
Scheme 1 Synthesis of β -glucosamine based NHC-HCl salts.

eventual NHC. Therefore, and given the availability of C2 amino-carbohydrates, we have targeted a series C2-linked imidazol(in)ium salts (Fig. 1B).

Commercially available β -D-glucosamine hydrochloride, which bears an equatorial amine at C2, was initially chosen for this study (Scheme 1). Treatment of amine **1** with *p*-anisaldehyde under basic conditions provided imine **2** in 95% yield (1:6 α : β mixture). Alkylation of the remaining hydroxyl groups with either methyl iodide, allyl bromide, benzyl bromide, 1-(bromomethyl)-2-methylbenzene, or 2-(bromomethyl)naphthalene in the presence of NaH gave compounds **3a-e** in 64–73% yield. Imine hydrolysis (5 M HCl) afforded differentially protected amino building blocks **4a-e** (51–94% yield). Bidirectional condensation with glyoxal then generated bis-iminoethylidene derivatives **5a-e** in 82–96% yield. Ring-closure to the corresponding imidazolium chlorides **6a-e** was achieved in 60–74% yield using TMSCl and paraformaldehyde.⁷ ¹H NMR data unambiguously confirmed the formation of the C2 derived glucoside-imidazolium structures (singlet at δ : 12.31–11.96 ppm corresponding to the C2H imidazolium, and carbohydrate anomeric signals (d, $J_{1,2}$ = 8.0–8.5 Hz at δ : 6.40–5.52 ppm). Additionally, glucosamine derived imidazolium **7a** was prepared by reduction of **5a** to the corresponding diamine (LiAlH₄), and subsequent condensation with triethyl orthoformate. This allowed access to a comparable imidazolium ligand.

To study the effects of sugar ring substituent configuration (C2 axial vs. equatorial) on overall catalytic efficiency and selectivity, mannosamine scaffolds were also targeted (Scheme 2). Azido-containing mannosamine **8**,⁸ which can be prepared in 3 steps from commercial 1-*O*-methyl- α -D-mannopyranoside, was subjected to acetal hydrolysis (TsOH), followed by permethylation with methyl iodide and NaH. Subsequent Pd-catalysed hydrogenation of the azide furnished amine **9** in 89% yield over 3 steps.

Attempts to condense **9** following the same conditions as described for the glucose series (Scheme 1), proceeded with low efficiency, probably due to decreased reactivity and steric



Scheme 2 Synthesis of mannosamine based NHC-HCl salts.

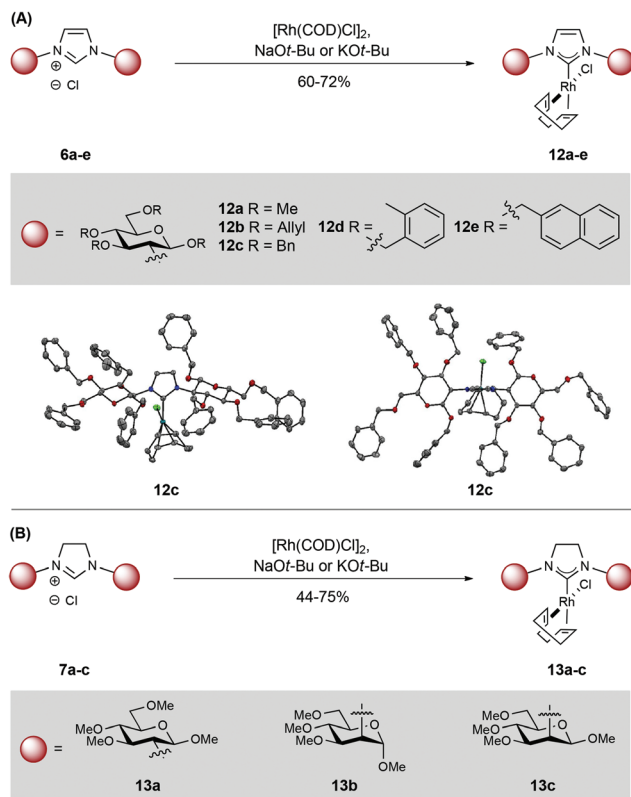
hindrance of the axial amine (vs. equatorial amine as in **4a-e**).⁹ Consequently, we elected to explore conversion to the corresponding imidazolium salts. To this end, mannosamine derivative **9** was reacted with oxalyl chloride to yield the corresponding bis-amide. Carbonyl reduction with LiAlH₄ followed by thermal condensation/cyclization with CH(OEt)₃ in the presence of NH₄Cl afforded imidazolium **7b**.

β -D-Mannosamine **11** was obtained from known β -D-glucoside **10** (Scheme 2),¹⁰ which is accessible from commercial 1,2:5,6-di-*O*-isopropylidene- α -D-glucopyranoside (see ESI† for details). Triflation of the C2 OH was followed by displacement with azide (NaN₃) to install the synthetically challenging β -D-mannosamine scaffold. Sequential acetal hydrolysis, permethylation and azide reduction then afforded amine **11** in a 46% over 5 steps. In an identical fashion to **9**, the imidazolium moiety was constructed by formation of bis-amide, reduction to the secondary amine and then thermal cyclisation with HC(OEt)₃ and NH₄Cl. ¹H NMR data confirmed the formation of the glycan-imidazolium structures (singlet at δ : 9.96–9.69 ppm corresponding to the C2H imidazolium and carbohydrate (H-1) signals (d, $J_{1,2}$ = 1.5 (**7b**) and 2.0 (**7c**) Hz) at δ : 5.12 (**7b**) and 4.47 (**7c**) ppm).

To demonstrate utility, ligation of the carbenes derived from imidazol(in)iums **6a-e** and **7a-c** to Rh(I) was pursued. Pleasingly, base-promoted complexation (NaOt-Bu or KOt-Bu) to [Rh(COD)Cl]₂ proceeded smoothly and the target Rh-NHCs **12a-e** and **13a-c** were isolated in moderate to good yield. These complexes were purified by flash column chromatography and show good stability in the solid state (Scheme 3).¹¹ Complex **12c** was characterized by X-ray diffraction (Scheme 3A) and this revealed an N–C–N angle of 103.2° and a C–Rh bond length of 2.03 Å; these values are in line with other reported Rh-NHC complexes.¹²

As a benchmark reaction, we investigated the application of [Rh(NHC)]-based catalysts **12–13** to enantioselective ketone hydrosilylation, a process that is sensitive to the electronic and steric demands of the substrate.¹³ Complex **12a** catalysed the





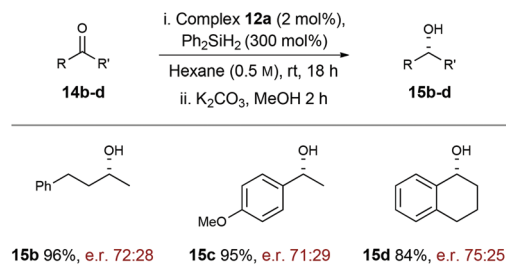
Scheme 3 Complexation of NHC ligands to $[\text{Rh}(\text{COD})\text{Cl}]_2$.

1,2-addition of diphenylsilane to acetophenone **14a**¹⁴ and, following acid promoted (HCl) cleavage of the silyl ether, alcohol **15a** was isolated in 62% yield and 80 : 20 er (Table 1, entry 1). Hydrolysis under basic conditions (K_2CO_3 , MeOH) provided an increased yield of **15a** but no change in er (entry 2).¹⁵ Complex **13a**, which is the imidazolium analogue of **12a**, provided similar levels of enantioselectivity (80 : 20 *R* : *S*), (entry 3). Allylated and benzylated complexes **12b–e**, which possess bulkier modifying groups on the carbohydrate unit compared to **12a**,

Table 1 Initial screen of carbohydrate-NHC complexes in Rh-catalysed hydrosilylation of acetophenone

Entry	Complex	Yield ^a (%)	er (<i>R</i> : <i>S</i>) ^b
1	12a	62	80 : 20
2	12a	89 ^c	81 : 19
3	13a	85 ^c	80 : 20
4	12b	76	65 : 35
5	12c	19	67 : 33
6	12d	29	68 : 32
7	12e	23	60 : 40
8	13b	56 ^c	56 : 44
9	13c	51 ^c	43 : 57

^a Isolated yields. ^b *R* : *S* ratios were determined by chiral HPLC using the corresponding racemate as a standard. ^c Optimised silyl ether cleavage conditions: K_2CO_3 , MeOH, 2 h.



Scheme 4 Exploration of ketone scope with complex **12a**.

gave lower levels of enantiocontrol (entries 5–7).¹⁶ Changing the configuration of the C2 amine in the glycan from equatorial (glucos-) to axial (mannos-) (**13b/c**) had a detrimental effect in both yield and enantioselectivity (entries 9 and 10). Interestingly, a switch in preference from *R* to *S* was observed for the formation of **15a** when changing from an α to a β configuration at C1 (**13b** vs. **13c**). These results highlight the importance of substituent configuration and size on the carbohydrate scaffold and show that these factors can affect the enantioselectivity of the reaction.

To explore scope further, hydrosilylation of structurally diverse ketones **14b–d** was explored using complex **12a** (Scheme 4). Pleasingly, reaction yields were uniformly high (84–96% yield) and the products were formed with similar levels of enantioselectivity (71 : 29–75 : 25; *R* : *S*) across the range of alkyl-alkyl (**15b**), aryl-alkyl (**15c**), and bicyclic (**15d**) ketone motifs. Evidently further optimisation is required, but these results demonstrate that the carbohydrate-based NHC ligand of **12a** is effective at relaying chiral information to the “active” coordination sites of the Rh-complex.

In conclusion, we outline flexible routes to a family of novel C2-linked and C_2 -symmetric carbohydrate-based NHCs. Suitable selection and modification of the carbohydrate unit is readily achieved and this provides “tunable” access to a diverse range of derivatives. The corresponding Rh(I)-complexes are accessed easily and display promising enantioselectivities in ketone hydrosilylation. Overall, the results described here highlight the potential of this family of simple and modifiable carbohydrate derived NHCs as ligands for enantioselective transition metal catalysis. The development and application of related classes of chiral NHC will be reported in due course.

Acknowledgements

We thank the EPSRC Bristol Chemical Synthesis CDT (ASH), EPSRC (EP/J007455/1) and the Royal Society (JFB) and the EPSRC (EP/J002542/1 and EP/L001926/1) (MCG). Dr M. Haddow (University of Bristol) is thanked for XRDs of **12c**.

Notes and references

- (a) W. A. Herrmann and C. Köcher, *Angew. Chem., Int. Ed. Engl.*, 1997, **36**, 2162; (b) S. Díez-González, N. Marion and



- S. P. Nolan, *Chem. Rev.*, 2009, **109**, 3612; (c) L. A. Schaper, S. J. Hock, W. A. Herrmann and F. E. Kühn, *Angew. Chem., Int. Ed.*, 2013, **52**, 270; (d) L. Benhamou, E. Chardon, G. Lavigne, S. Bellemin-Lapponnaz and V. César, *Chem. Rev.*, 2011, **111**, 2705.
- 2 (a) V. César, S. Bellemin-Lapponnaz and L. H. Gade, *Chem. Soc. Rev.*, 2004, **33**, 619; (b) F. Wang, L. J. Liu, W. Wang, S. Li and M. Shi, *Coord. Chem. Rev.*, 2012, **256**, 804.
- 3 (a) A. Schumacher, M. Bernasconi and A. Pfaltz, *Angew. Chem., Int. Ed.*, 2013, **52**, 7422; (b) A. Monney and M. Albrecht, *Coord. Chem. Rev.*, 2013, **257**, 2420; (c) F. Glorius, G. Altenhoff, R. Goddard and C. Lehmann, *Chem. Commun.*, 2002, 2704; (d) D. M. Lindsay and D. McArthur, *Chem. Commun.*, 2010, **46**, 2474; (e) Y. Zhao and S. R. Gilbertson, *Org. Lett.*, 2014, **16**, 1033; (f) K. C. Nicolaou and H. J. Mitchell, *Angew. Chem., Int. Ed.*, 2001, **40**, 1576.
- 4 (a) M. M. K. Boysen, *Chem. – Eur. J.*, 2007, **13**, 8648; (b) S. Castellón, C. Claver and Y. Díaz, *Chem. Soc. Rev.*, 2005, **34**, 702; (c) M. Diéguez, O. Pàmies and C. Claver, *Chem. Rev.*, 2004, **104**, 3189; (d) B. Gyurcsik and L. Nagy, *Coord. Chem. Rev.*, 2000, **203**, 81; (e) D. Steinborn and H. Junicke, *Chem. Rev.*, 2000, **100**, 4283.
- 5 (a) F. Tewes, A. Schlecker, K. Harms and F. Glorius, *J. Organomet. Chem.*, 2007, **692**, 4593; (b) J. C. Shi, N. Lei, Q. Tong, Y. Peng, J. Wei and L. Jia, *Eur. J. Inorg. Chem.*, 2007, 2221; (c) T. Nishioka, T. Shibata and I. Kinoshita, *Organometallics*, 2007, **26**, 1126; (d) B. K. Keitz and R. H. Grubbs, *Organometallics*, 2010, **29**, 403; (e) C. C. Yang, P. S. Lin, F. C. Liu and I. J. B. Lin, *Organometallics*, 2010, **29**, 5959; (f) T. Shibata, H. Hashimoto, I. Kinoshita, S. Yano and T. Nishioka, *Dalton Trans.*, 2011, **40**, 4826; (g) T. Shibata, S. Ito, M. Doe, R. Tanaka, H. Hashimoto, I. Kinoshita, S. Yano and T. Nishioka, *Dalton Trans.*, 2011, **40**, 6778; (h) M. Guitet, P. Zhang, F. Marcelo, C. Tugny, J. Jimnez-Barbero, O. Buriez, C. Amatore, V. Mourières-Mansuy, J. P. Goddard, L. Fensterbank, Y. Zhang, S. Roland, M. Ménand and M. Sollogoub, *Angew. Chem., Int. Ed.*, 2013, **52**, 7213.
- 6 (a) M. C. Galan, A. T. Tran and C. Bernard, *Chem. Commun.*, 2010, **46**, 8968; (b) A. T. Tran, R. Burden, D. T. Racys and M. C. Galan, *Chem. Commun.*, 2011, **47**, 4526; (c) M. C. Galan, A. T. Tran, K. Bromfield, S. Rabbani and B. Ernst, *Org. Biomol. Chem.*, 2012, **10**, 7091; (d) M. C. Galan, R. A. Jones and A. T. Tran, *Carbohydr. Res.*, 2013, **375**, 35.
- 7 L. Hintermann, *Beilstein J. Org. Chem.*, 2007, **3**, 22.
- 8 A. Popelová, K. Kefurt, M. Hlaváčková and J. Moravcová, *Carbohydr. Res.*, 2005, **340**, 161.
- 9 A. Burkhardt, H. Görls and W. Plass, *Carbohydr. Res.*, 2008, **343**, 1266.
- 10 C. M. Nycholat and D. R. Bundle, *Carbohydr. Res.*, 2009, **344**, 1397.
- 11 The Rh(i)-complexes described here were stored under air and no deterioration in catalytic activity was observed over 6 months.
- 12 (a) P. A. Evans, E. W. Baum, A. N. Fazal and M. Pink, *Chem. Commun.*, 2005, 63; (b) W. Duan, Y. Ma, F. He, L. Zhao, J. Chen and C. Song, *Tetrahedron: Asymmetry*, 2013, **24**, 241.
- 13 (a) Review: K. Riener, M. P. Högerl, P. Gigler and F. E. Kühn, *ACS Catal.*, 2012, **2**, 613; (b) Mechanistic study: N. Schneider, M. Finger, C. Haferkemper, S. Bellemin-Lapponnaz, P. Hofmann and L. H. Gade, *Angew. Chem., Int. Ed.*, 2009, **48**, 1609; (c) W. L. Duan, M. Shi and G. B. Rong, *Chem. Commun.*, 2003, 2916; (d) L. H. Gade, V. César and S. Bellemin-Lapponnaz, *Angew. Chem., Int. Ed.*, 2004, **43**, 1014; (e) A. Albright and R. E. Gawley, *J. Am. Chem. Soc.*, 2011, **133**, 19680.
- 14 The use of hexane as solvent led to greatest levels of asymmetric induction for the reduction of **14a** to **15a**. See ESI† for further catalytic data with the use of other common solvents.
- 15 ¹H NMR of crude material (Table 1, entry 1) showed full conversion of **14a** to a mixture of silylated alcohol (~90%) and silyl enol ether byproduct (~10%). De-silylation using aq. HCl was inefficient, while the use of K₂CO₃ in MeOH allowed the isolation of **15a** in a yield that reflects the efficiency of the reduction step.
- 16 During catalytic runs with **12c–e** (entries 4–6), catalyst precipitation was noted. HRMS of these precipitates was consistent with partial *O*-debenzylation occurring. We postulate the reductive cleavage of the benzyl ethers and concomitant formation of the alcohol, results in a less soluble catalyst and/or leads to deactivation.

