

## Cross-dimensional magnitude interactions arise from memory interference

Zhenguang G. Cai <sup>1</sup>, Ruiming Wang <sup>2</sup>, Manqiong Shen <sup>3</sup>, Maarten Speekenbrink <sup>4</sup>

<sup>1</sup> School of Psychology, University of East Anglia, UK

<sup>2</sup> Guangdong Provincial Key Laboratory of Mental Health and Cognitive Science, and Center for Studies of Psychological Application, School of Psychology, South China Normal University, China

<sup>3</sup> School of Business, Sun Yat-sen University, China

<sup>4</sup> Department of Experimental Psychology, University College London, UK

Author note: This research was supported by an ESRC grant (ES/L010224/2) to ZGC, and an award from National Excellent Doctoral Dissertation Foundation of P. R. China (201204) and a grant from the National Natural Science Foundation of China (31571142) to RW. We thank Ying Li and Huihui Liu for assistance in data collection. Correspondence concerning this article should be addressed to Zhenguang Cai, School of Psychology, University of East Anglia, Norwich Research Park, Norwich NR4 7TJ, England; email: zhenguangcai@gmail.com

## Abstract

Magnitudes from different dimensions (e.g., space and time) interact with each other in perception, but how these interactions occur remains unclear. In four experiments, we investigated whether cross-dimensional interactions arise from memory interference. In Experiment 1, participants perceived a constant-length line which consisted of two line segments of complementary lengths and was presented for a variable stimulus duration; then they received a cue about which of the two segment lengths to later reproduce. Participants were to first reproduce the stimulus duration and then the cued length. Reproduced durations increased as a function of the cued length if the cue was given before duration was retrieved from memory for reproduction (i.e. before duration reproduction; Experiment 1) but not if it was given after the duration memory has been retrieved from memory (i.e. at the start of duration reproduction; Experiment 2). These findings demonstrate that space-time interaction arises as a result of memory interference when length and duration information co-exist in working memory. Experiment 3 further demonstrated memory interference on the memorised duration from cued filled lengths (i.e. solid line segments) but not from cued unfilled lengths (demarcated empty spatial intervals, which afford noisier memories than a cued filled lengths), thus highlighting the role of memory noise in space-time interaction. Experiment 4 further demonstrates that time can also exert memory interference on space when space is presented as noisy unfilled lengths. Taken together, these findings suggest that cross-dimensional interactions arise as a result of memory interference and the extent and direction of the interaction depend on the relative memory noises of the target and interfering dimensions. We propose a Bayesian model whereby the estimation of a magnitude is based on the integration of the noisily encoded percept of the target magnitude and the prior knowledge that magnitudes co-vary across dimensions (e.g., space and time). We discuss implications for cross-dimensional magnitude interactions in general.

**Key words:** space-time interaction; mental magnitude; memory interference; memory noise;  
Bayesian inference

## **1. Introduction**

We perceive things as varying in quantity or magnitude along different dimensions such as volume (how big), spatial extent (how long/large), duration (how much time), and numerosity (how many). More often than not, different dimensions of a stimulus (an event or object) co-vary in magnitude such that a stimulus with “more stuff” in one dimension also has “more stuff” in another (e.g., if a journey is longer in length, it normally also takes more time to travel). Indeed, research has shown that magnitudes of a stimulus’ concurrent dimensions are somewhat coupled in our perception: if one dimension decreases or increases in its physical magnitude, the perceived magnitude of a concurrent dimension is accordingly affected. A stimulus with a larger spatial extent (e.g., length or size), for instance, is perceived to have a longer temporal extent (duration) (Binetti et al., 2015; Cai, Connell, & Holler, 2013; Casasanto & Boroditsky, 2008; DeLong, 1981; Xuan, Zhang, He, & Chen, 2007). Similarly, a duration is also perceived to be longer if it co-occurs with a larger-magnitude number or a larger numerosity of things (Cai & Wang, 2014; Chang, Tzeng, Hung Wu 2011; Dormal, Seron, & Pesenti, 2006; Oliveri et al., 2008; Xuan et al., 2007). These cross-dimensional magnitude interactions have been accounted for by assuming some commonality/association between different dimensions in their encoding (e.g., Walsh, 2003), their representations (e.g., Gallistel & Gelman, 2000), or their responses (e.g., Yates, Loetscher, & Nicholls, 2012). As we will see below, depending on their assumption of the cross-dimensional commonality/association, different accounts hold different views on the mechanics of cross-dimensional interactions.

## **2. Mechanistic accounts of cross-dimensional magnitude interactions**

Most forms of magnitude perception and estimation involve three distinct stages: an encoding or accumulation stage where sensory information is registered and encoded into a mental magnitude (in a certain cognitive representational/neural format), a memory stage where the mental magnitude is maintained in and eventually retrieved from working memory, and a response stage where the retrieved mental magnitude is judged against some other magnitude (e.g., to make a reproduction or a comparison). For instance, in a duration reproduction task, subjective time accumulates as the stimulus duration unfolds; then the accumulated time is stored in working memory and later retrieved as the reference for deciding whether an ongoing reproduced duration is subjectively equal to a memorised duration so that reproduction can be terminated (for models of time reproduction, see Riemer, Trojan, Kleinböhl, & Hölzl, 2012; Wackermann & Ehm, 2006; Wearden, 2003). In the case where a stimulus has concurrent magnitudes in different dimensions to be perceived and later judged, the magnitudes are simultaneously encoded and then concurrently held in working memory, and often similarly judged (e.g., reproduced or compared to a reference magnitude). Thus, cross-dimensional magnitude interactions may arise in any of the three stages. Indeed, each of the three stages has been proposed as the locus of cross-dimensional interactions.

It has been proposed that different dimensional magnitudes are encoded using the same mechanism. An early example of such an account is Meck and Church (1983; see also Meck, Church, & Gibbon, 1985), who proposed that a common “counting” mechanism is responsible for encoding both duration and numerosity in animals (see Allman, Pelphrey, & Meck, 2012, for a recent review of this proposal). Walsh (2003) further proposed “a theory of magnitudes” (ATOM), arguing that all dimensional magnitudes are gauged using a common metric and represented as dimension-independent representation of quantities, or mental magnitudes (see also Bonn & Cantlon, 2017; Martin, Wiener, & van Wassenhove, 2017;

Lourenco & Longo, 2010; see Lourenco & Longo, 2011, for a review). Support for this account comes from both behavioural studies showing cross-dimensional interactions (e.g., Lambrechts, Walsh, van Wassenhove, 2013; Lourenco, Ayzenberg, & Lyu, 2016) and neural imaging studies showing overlapping activation in the intraparietal sulcus when different dimensional magnitudes are processed (see Bueti & Walsh, 2009, for a review).

An alternative conceptualisation is that magnitude information is encoded independently by dimension-specific processes but the encoded magnitudes can create interference across dimensions whilst being concurrently held in memory (e.g., Agrillo, Ranpura, & Butterworth, 2010; Cai & Connell, 2015, 2016; Cappelletti, Freemana, & Cipolotti, 2009; Dormal, Andres, Pesenti, 2008; Rammsayer & Verner, 2015). Memory interference is possible if one assumes that magnitudes across dimensions are stored as noisy memories of the same representational format (e.g., mental magnitudes; Gallistel & Gelman, 1992, 2000; Whalen, Gallistel, & Gelman, 1999). Under this view, noisy mental magnitudes can be nudged by each other, thus resulting in cross-dimensional interference (Cai & Connell, 2015, 2016). Of course, this account does not necessarily require a common representational format for different dimensional magnitudes; it is possible, for instance, that different dimensions may be structurally correlated (e.g., Lakens, 2012), thus allowing for cross-dimensional interference.

Finally, it is also possible that cross-dimensional interactions arise at the response stage where the response for one dimension is biased by a potential response for another dimension (Moon, Fincham, Betts, & Anderson, 2015; Nicholls, Lew, Loetscher, & Yates, 2011; Yates, Loetscher, & Nicholls, 2012). Yates and colleagues suggested that, when the same “more/less” categorical judgement is required for concurrent dimensions, a response for the target dimension can be primed by potential judgement for the irrelevant dimension (e.g., a line that is longer in length will prime a “longer” response toward the line’s duration).

Moon et al. (2015) assumed that spatial and temporal magnitudes of corresponding ranks cue each other (e.g., the second longest length cued the second longest duration) such that a response to a stimulus' duration is influenced by the potential response to a competing duration cued by the length magnitude. It should be noted that, while these response-bias accounts are able to account for cross-dimensional interactions when the task involves categorical judgements, it is hard to see how they can account for space-time interaction in reproduction tasks (as in the experiments reported here), where no categorical responses are needed (Cai et al., 2013; Rammsayer & Verner, 2014). Indeed, Starr and Brannon (2016) showed that in duration and length reproductions, a concurrent verbal working memory that arguably severely limits people's ability to verbally label length and duration stimuli as "short" or "long" does not impact the space-on-time effect.

Whatever the locus of the interference, a successful mechanistic account of cross-dimensional magnitude interaction needs to also accommodate the findings that magnitude dimensions vary in their susceptibility to interference from other dimensions: while some dimensions such as duration are mostly susceptible to cross-dimensional interference, other dimensions such as length and numerical magnitude seem to be more resistant to such interference (see Dormal & Pesenti, 2013, for a review, and Walsh, 2014, for some discussion). It has often been observed that, when perceiving concurrent numerosity and duration information (e.g., an array of dots presented for a certain duration), people's duration perception is influenced by the concurrent numerosity information, but their numerosity perception is unaffected by concurrent duration information (Brown, 1997; Dormal et al., 2006; Droit-Volet, Clement, & Fayol, 2003). The relationship between space and numerosity is less clear. While Dormal and Pesenti (2013) showed a stronger influence of numerosity on length than the other way round, Hurewitz, Gelman and Schnitzer (2006) showed that spatial size exerts a greater influence on numerosity than vice versa. In addition, though the

magnitude of numbers biases the perceived duration of a concurrent time interval (Cai & Wang, 2014; Chang et al., 2011), it is hard to imagine a scenario where a duration biases the perceived magnitude of a concurrent number. Perhaps more intriguing is the relationship between space (length in particular) and time. It been previously observed that space always exerts a greater influence on time than vice versa (Bottini & Casasanto, 2013; Casasanto & Boroditsky, 2008; Casasanto, Fotakopoulou, & Boroditsky, 2010; Magnani, Oliveri, & Frassinetti, 2014; Merritt, Casasanto, & Brannon, 2010). However, a more recent study by Cai and Connell (2015) suggests that space-time interaction is modulated by a variety of perceptual factors such as modality of perception and format of presentation, with time having greater interference on space than the other way around in certain cases (e.g., when length is perceived via touch; see also Wang & Cai, 2017). In this study, we use space-time interaction (the locus of which is currently being debated; see below) as a test case to explore the mechanics of cross-dimensional magnitude interactions; in particular, we test the hypothesis that magnitudes of different dimensions interact with each other as a result of interference when magnitude representations of different dimensions are concurrently held in working memory. On the basis of the experimental results, we then propose a Bayesian inference model to characterise the occurrence of cross-dimensional memory interference.

### **3. Magnitude interaction between space and time**

The dependencies in perception between the spatial extent (length) and the temporal extent (duration) of a stimulus have long attracted attention from psychologists. In early studies on space-time interdependencies (Cohen, Hansel, & Sylvester, 1953; Helson & King, 1931), three stimuli are presented in sequence (e.g., three light points, A, B, C, one after another, on a wall) to define two spatial-temporal intervals (between points A and B and between points B and C). A spatial interval is perceived as longer if it is concurrently



accompanied with a longer temporal interval (the *tau* effect), and a temporal interval is perceived as longer if it is concurrently accompanied with a longer spatial interval (the *kappa* effect). Later research suggests these experiments lead people to impute uniform motion to the sequential stimuli, hence the interdependencies between space and time (Jones & Huang, 1982).

More recent research showed that length and duration information still interact with each other even when the task does not introduce imputed motion (Binetti et al., 2015; Cai et al., 2013; Casasanto & Boroditsky, 2008; Magnani et al., 2014; Merritt et al., 2010; Starr & Brannon, 2016). Casasanto and Boroditsky (2008), for instance, presented a static line onscreen for a certain duration; after the disappearance of the line, participants reproduced either the duration (by making two mouse clicks so that the temporal interval between two clicks was the same as the stimulus duration) or the length (by clicking on an X and then somewhere to the right so that spatial interval between the two clicks as the same as the length of the line). They found that the reproduced durations increased as a function of the concurrent length. Cai et al. (2013) had participants watch a video in which a singer sang a note while making a non-sweeping gesture dissecting either a long or short spatial interval; they found that participants perceived the singing to last for longer if it was accompanied by a long than a short gesture.

More striking is the observation of space-time asymmetry, which refers to the finding that, while length exerts an effect on duration, duration has no or a much weaker effect on length. Casasanto and Boroditsky (2008) found that participants were insensitive to the line's duration when reproducing its length, though their duration reproduction was biased by concurrent length information. Such asymmetry in space-time interaction was replicated in subsequent studies when space was presented as filled lengths (e.g., presented as a solid line; Magnani et al., 2014; Starr & Brannon, 2016) and was also observed in children. Casasanto et

al. (2010) showed that, when asked which animal travelled for a longer length or for a longer time after watching movies of two animals travelling along parallel paths for different lengths or durations, both 4-5-year olds and 9-10-year olds were more susceptible to the irrelevant length information in their duration judgements than they were to the irrelevant duration information in their length judgements (see also Bottini & Casasanto, 2013, for a similar demonstration). Merritt et al. (2010) observed that adults did perceive a line to be longer if the line was presented for a longer duration, but such a time-on-space effect was argued to be smaller than the corresponding space-on-time effect. These findings of space-time asymmetry have been used to support the conceptual metaphor theory (Boroditsky, 2000; Casasanto & Boroditsky, 2008), which stipulates that people metaphorically employ concrete domains of knowledge to provide scaffolding for the understanding of abstract domains of knowledge (for instance, conceptualising the magnitude of a duration in spatial terms, e.g., a long/short time; Lakoff & Johnson, 1999); such an asymmetry in representational support (i.e. we use space to support our understanding of time more than vice versa) thus leads to the asymmetry in space-time interaction.

More recent research, however, contradicts this account of space-time asymmetry. Cai and Connell (2015) showed that how length and duration interact depends on their relative memory acuity (or memory noise). They pointed out that previous studies showing space-time asymmetry had used visually presented lines, which afford very detailed perception and memory. Indeed, they showed that when length is perceived with a less dominant sense such as touch (hence more memory noise; e.g., Manyam, 1986; Schultz & Petersik, 1994), concurrent length information fails to bias duration perception and length perception is instead influenced by the concurrent duration information. Wang and Cai (2017) further demonstrated that the format in which length is presented also affects how space and time interact. While less noisy filled length (in the form of a solid line, e. g., —————)



static dot) produced reverse effects depending on the stage of its presentation: compared to a static dot, a flickering dot led to longer duration reproduction when presented during duration encoding but led to shorter duration reproduction when presented during duration reproduction. These results suggest that the flickering dot (relative to the static one) increased the actual accumulation of whichever duration it accompanied. In contrast, the length manipulation only produced an effect when presented concurrently with the stimulus duration but not with the reproduced duration (see Rammsayer & Verner, 2015, for a similar demonstration concerning spatial size and duration). These findings thus suggest that length information does not bias the actual accumulation/encoding of duration (otherwise length should have had an effect when accompanying the reproduced duration).

Though disconfirming an encoding locus of the spatial effect on time perception, the findings in Cai and Connell (2016) are still steps away from showing that space-time interaction arises as a result of memory interference. Critically, their findings do not directly show that it is the memories of the encoded length and duration that interfere with each other. In addition, it is yet unclear how memory interference between space and time can account for the findings that space-time interaction is modulated by perceptual modality and length format (e.g., Cai & Connell, 2015; Wang & Cai, 2017).

#### **4. The current experiments**

In this paper, we address whether space-time interaction has its locus in memory by directly testing whether memories of length and duration bias each other and whether memory interference, if observed, is modulated by the memory noise associated with a magnitude dimension. To do this, we would need an experimental paradigm that would allow for keeping constant at the encoding stage the magnitude of the interfering dimension (e.g., length for a duration reproduction task) while varying in memory the interfering dimension's

magnitude; observation of a cross-dimensional interaction as a result of magnitude memory manipulation would constitute evidence for memory interference among different dimensional magnitudes. To achieve this aim, in Experiment 1, participants perceived, for a variable duration, two line segments (in different colours) of complementary lengths (e.g., 100 and 500 pixels, or 200 and 400 pixels) forming a constant-length combined line (see Figure 1). After the disappearance of the lengths, participants received a cue indicating which of the two lengths they were to later reproduce; this allowed for the cued length to be foregrounded in working memory and to influence the memory of the duration, as would be expected if space-time interaction results from memory interference. Then participants reproduced the stimulus duration and finally the cued length. Note that in this paradigm, the length dimension (the two segment lengths and also the combined length of the whole line) was kept constant in encoding; therefore, if duration reproduction is influenced by the magnitude of the cued length, such an effect cannot arise from encoding and should instead be attributed to memory interference.

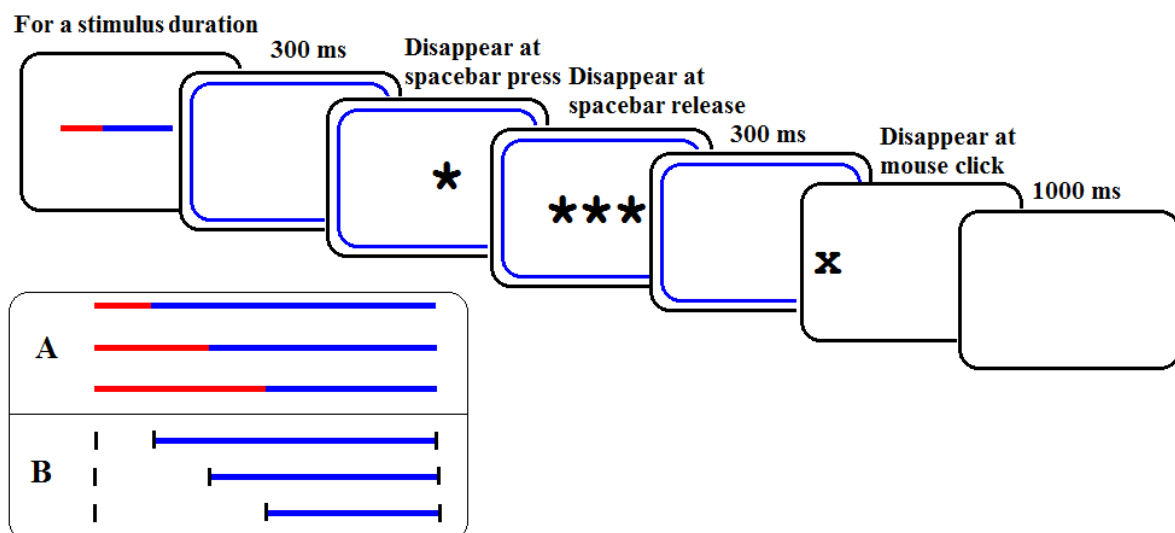


Figure 1. Trial structure for Experiment 1 (and other experiments followed a similar structure; see text for exceptions). Inset presents sample length stimuli (scaled for the figure) for

Experiments 1 and 2 (Inset A; filled lengths) and Experiment 3 (Inset B; filled and unfilled lengths).

The rest of paper is organised as follows. First, we show that, in the above paradigm, reproduced durations increase as a function of the cued length if the to-be-reproduced length is cued before the perceived duration is retrieved from memory (i.e. when the to-be-reproduced length is cued *before* duration reproduction; Experiment 1), but not if it is cued after the perceived duration has been retrieved from memory (i.e. when the to-be-reproduced length is cued *after* the start of duration reproduction; Experiment 2). These findings clearly suggest that length biases duration as a result of memory interference when they are concurrently held in memory. Experiment 3 demonstrates that the memory interference effect of space on time occurs when space is presented as less-noisy filled lengths (which afford detailed perception and memories) but *not* when space is presented as noisier unfilled lengths. Experiment 4 further demonstrates that time can also bias space in memory when space is presented as noisy unfilled length. Finally, we propose a Bayesian inference model to account for memory interference among magnitude dimensions and discuss implications for cross-dimension magnitude interactions.

## **5. Experiment 1**

In this first experiment, we investigated whether length biases duration as a result of memory interference. As shown in Figure 1, after seeing two complementary lengths (line segments) forming a constant-length line presented for a variable duration, participants were cued which length they were to later reproduce; then they first reproduced the stimulus duration and finally reproduced the cued length. If space biases time as a result of memory

interference, we should expect the duration memory to be biased by the memory of the cued length; hence reproduced durations should increase as a function of the cued length.

## **5.1. Method**

### *5.1.1 Participants*

Twenty-two participants (2 replaced due to poor performance; see below) from South China Normal University took part in the experiment in return for a payment of 10 RBM (about \$1.5). All had normal or corrected-to-normal vision, with no reported colour blindness.

### *5.1.2 Design and materials*

The experiment adopted a 5 (cued length: 100, 200, 300, 400 and 500 pixels) x 5 (stimulus duration: 900, 1200, 1500, 1800 and 2100 ms) design. We created 5 red line segments respectively 100, 200, 300, 400 and 500 pixels long and 5 blue line segments of the same lengths. We combined the red and blue segments in such a way that the overall length of the combined line was always 600 pixels long (e.g., 100 pixel red and 500 pixel blue; see Figure 1), resulting in 5 length combinations. Pairing the length combinations with the two left/right arrangements of the colours (red-blue vs blue-red) resulted in 10 lines. These lines were further paired with each of the 5 stimulus durations, resulting in 50 line-duration combinations. Each of these combinations had two versions where either the red or the blue segment was the cued length, thus resulting in a total of 100 trials. For example, in a trial, participants might see a 1200 ms presentation of a line consisting of a 100-pixel red segment on the left and a 500-pixel blue segment on the right, with the blue segment later being cued as the to-be-reproduced length.

### *5.1.3 Procedure*

The experiment was run on E-Prime 1.0 on a 1024 x 768 computer screen. After giving their informed consent, participants were individually tested in a cubicle. They were

seated about 60 cm away from the computer screen. Before the main experiment, they underwent a practice session consisting of 8 trials. Each trial began with a line consisting of a red and a blue segment presented for a certain stimulus duration (see Figure 1), which was then replaced by a 300 ms blank screen with a red or blue border, the colour of which served as a cue informing participants about which of the two lengths they were to later reproduce (e.g., a red border informed participants that they were to later reproduce the length of the red segment). All subsequent events in the trial had the same coloured border until the length reproduction event (see Figure 1). After a blank screen of 300 ms, an asterisk appeared at the centre of the screen, after which participants could begin the reproduction of the stimulus duration by holding down the spacebar and terminate the reproduction by releasing the spacebar. The single asterisk, at the press of the spacebar, turned into three, which remained on screen until the spacebar was released. After the release of the spacebar, another blank screen (still with the same colour border) stayed on screen for 300 ms and was then replaced by a screen (without the colour border) with an “X” at a random position on the left hand side of the screen. Participants used the mouse to make a click right to the “X” such that the length interval between the centre of the “X” and the click position was the same as the cued length. The length reproduction task was followed by an inter-trial interval of 1000 ms. The experiment lasted for about 20 min.

## **5.2. Results**

The coded data and analysis scripts for this and the following experiments are available at Open Science Framework: <https://osf.io/zrg7d/>.

A reproduced duration was calculated as the time (in ms) from the press of the spacebar to its release. A reproduced length was calculated as the difference in the x-coordinates (in pixels) between the centre of the X and the click point. We used the following



criteria to identify outlier reproductions and poorly-performing participants in this and all the following experiments: 1) a reproduction less than 1/3 or more than 3 times of the stimulus magnitude (e.g., reproductions of less than 400 ms or more than 2600 ms for a stimulus duration of 1200 ms) were considered as an outlier to be removed, and 2) a participant was judged as poor-performing and thus replaced if more than 1/3 of their reproductions in either duration or length were outliers. Two participants in this experiment were replaced. The outlier trimming for the remaining participants led to a removal of 5.3% of the duration reproductions and 1.5% of the length reproductions.

For the remaining data, we averaged, for each participant, the reproduced durations or lengths for each combination of the cued length and the stimulus duration (e.g., 100 pixels with 900 ms) for linear mixed effects (LME) modelling. Following recent proposals (Bates et al., 2015; Matuschek et al., 2017), we determined the best fitting random effect structure using backward model comparison. We first built a model with stimulus duration and stimulus length (both z-transformed) as fixed effects and also with the maximal random effect structure, i.e. including corresponding random effects for all fixed effects (intercepts and slopes) and allowing all random effects to correlate. We next used backward model comparison to determine whether a random slope (and its correlations with other random effects) significantly contributed to the model fit and should thus be kept in the random effect structure; following Matuschek et al. (2017), we set the significance level at 0.2 rather than 0.05 in order to avoid anti-conservativity.

Figure 2 plots reproduced durations and lengths as a function of stimulus duration and cued length and Table 1 presents the LME results. Reproduced durations increased as a function of stimulus duration, suggesting participants' duration reproductions were highly sensitive to the actual duration a line was presented for. Importantly, reproduced durations also increased as a function of cued length, suggesting that the memory of the perceived

duration was influenced by the memory of the cued length. Reproduced lengths increased as a function of cued length, but were not affected by the duration of the line. The latter finding that length perception was unaffected by concurrent temporal information is consistent with findings from previous studies using visually presented lines (e.g., Casasanto & Boroditsky, 2008).

Table 1: LME results for Experiment 1. Regression coefficients ( $\beta$ ) and their *SE* are standardized; the intercept stands for the mean across all conditions. The LME model for reproduced durations included a maximal random effect structure and the LME model for reproduced lengths included a random effect structure with a random intercept and random slope of cued length.

Task dimension	Predictor	$\beta$	<i>SE</i>	<i>t</i>	<i>df</i>	<i>p</i>
Reproduced duration	Intercept	1109.5	53.6	20.69	21.0	< .001
	Stimulus duration	234.7	21.8	10.77	21.0	< .001
	Cued length	23.8	6.9	3.45	42.9	.001
Reproduced length	Intercept	271.9	6.6	41.18	21.0	< .001
	Stimulus duration	-0.2	1.2	-0.13	505.0	.895
	Cued length	100.7	5.4	18.77	21.0	< .001

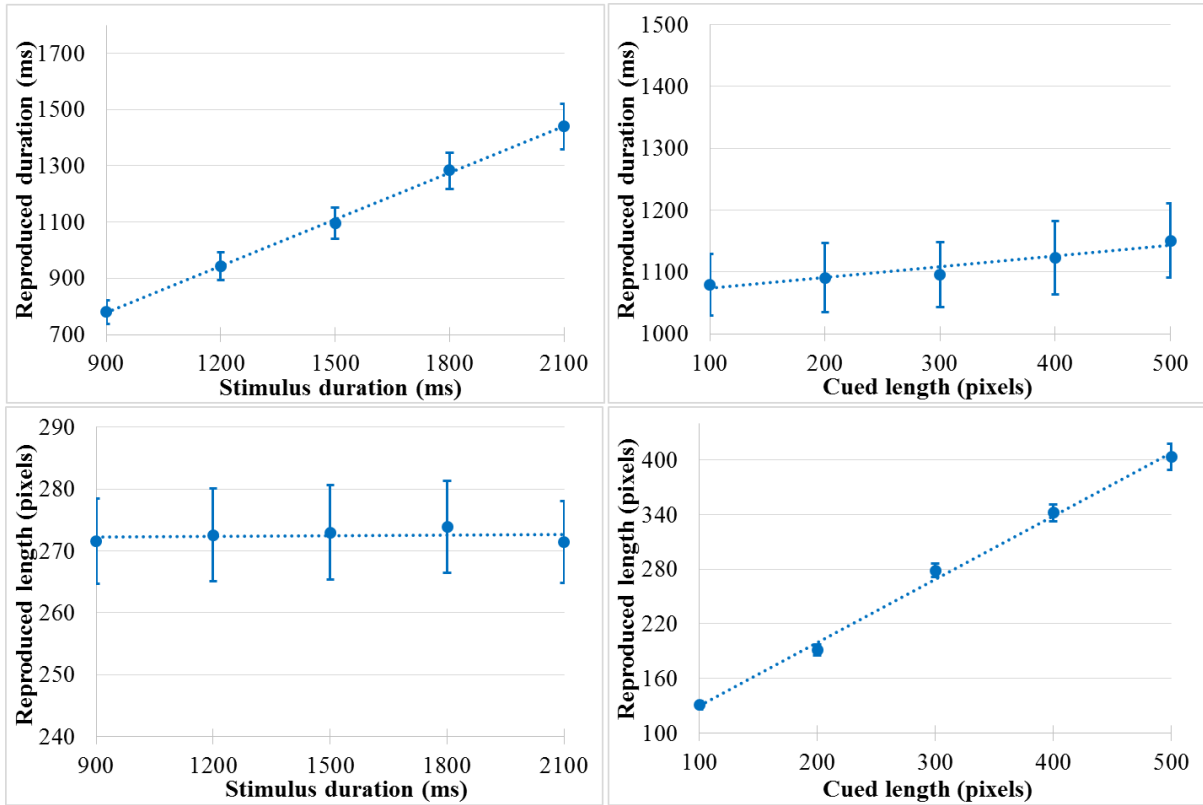


Figure 2. Results of Experiment 1: reproduced durations as a function of stimulus duration and cued length (upper panel) and reproduced lengths as a function of stimulus duration and cued length (bottom panel). Error bars, based on participant means, stand for standard errors.

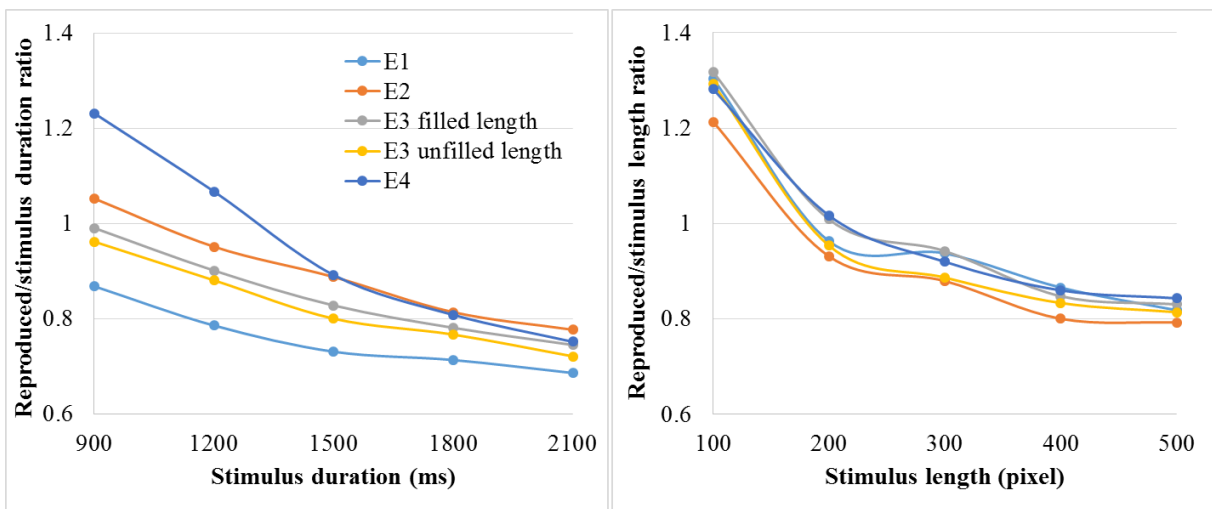


Figure 3. Ratio between reproduced and stimulus duration/length in all experiments.

Finally, we note that, for this experiment and indeed also the following experiments, both durations and lengths appeared to be under-reproduced as a whole; for instance, the intercepts in Table 1 were smaller than the average of the stimulus durations/lengths. Such under-reproductions probably reflect a response bias where people tend to arrive at a premature equivalence when estimating a being-reproduced duration (and indeed also other accumulating magnitudes; see Riemer et al., 2012). In addition, there is regression to the mean in both duration and length reproductions in this and also other experiments (see Figure 3), that is, small magnitudes were relatively over-reproduced while large magnitudes were relatively under-reproduced (for reviews see Gu & Meck, 2011; van Rijn, 2016). Such a regression-to-the-mean bias has been argued to have resulted from Bayesian inference in magnitude estimation (e.g., Jazayeri & Shadlen, 2010; Petzschner, Glassauer, & Stephan 2015), an issue we will return to in the general discussion.

### **5.3. Discussion**

In this experiment, participants first saw two complementary lengths forming a constant-length line presented for a variable stimulus duration, were cued about which of the two lengths to later reproduce. They first reproduced the stimulus duration, and then reproduced the cued length. To do this, participants needed to first encode the duration and the two lengths and then hold them in memory. When a cue was given, they then accessed the memory of the cued length and foregrounded it in concurrence with the memory of the stimulus duration, making it possible for the two dimensional magnitudes to interfere with each other in memory. In this paradigm, the effect of the cued length could *not* have arisen from the duration encoding as the cued length had not yet been designated while the stimulus duration was being accumulated. The observation that the reproduced durations increased as a function of the cued length is the first direct evidence that space-time interaction occurs as a result of cross-dimensional memory interference. In Experiment 2, we tested whether the

interference still remains when the cue of the to-be-reproduced length is presented *after* the start of the duration reproduction (i.e. when the duration memory has been retrieved) such that there is no opportunity for the memory of the cued length to bias the memory of the duration.

## **6. Experiment 2**

### ***6.1. Method***

This was the same as in Experiment 1 except that the colour border (as a cue for the to-be-reproduced length) was presented *after* the start of the duration reproduction (see Figure 1). Another 20 participants from the same population as those in Experiment 1 took part and was rewarded with 10 RMB; none of them had taken part in Experiment 1.

### ***6.2. Results***

The same trimming method of Experiment 1 led to the exclusion of 2.3% of the reproduced durations and 2.2% of the reproduced lengths. Reproduced durations increased as a function of stimulus duration, but, unlike in Experiment 1, they were unaffected by cued length. Reproduced lengths increased as a function of cued length, and, as in Experiment 1, they were free from the interference of stimulus duration (see Table 2 and Figure 4).

To further test whether there is a difference in the effect of cued length on duration reproductions between Experiment 1 and 2, we next conducted a between-experiment analysis, adding experiment (contrast-coded: Experiment 1 = 0.5, Experiment 2 = -0.5) and its interaction with cued length as additional fixed effects; the model included a maximal random effect structure. Reproduced durations increased as a function of stimulus duration ( $\beta = 235.7, SE = 14.7, t(41.0) = 16.05, p < .001$ ) and cued length ( $\beta = 13.0, SE = 5.0, t(124.3) = 2.58, p = .011$ ), and were shorter in Experiment 1 than Experiment 2 ( $\beta = -182.3, SE = 72.4,$

$t(40.0) = -2.52, p = .016$ ). More critically, the effect of cued length was moderated by experiment ( $\beta = 21.9, SE = 9.4, t(655.5) = 2.33, p = .020$ ); such an interaction suggests that, in light of the results reported in Experiments 1 and 2, a cued length affected duration perception only when the cue was presented before the start of duration reproduction (i.e. while the perceived duration is still being kept in memory; Experiment 1) but not after the start of duration reproduction (i.e. after the duration memory has been retrieved for reproduction; Experiment 2).

Table 2: LME results for Experiment 2. Regression coefficients ( $\beta$ ) and their  $SE$  are standardized; the intercept stands for the mean across all conditions. The LME model for reproduced durations included a maximal random effect structure and the LME model for reproduced lengths included a random effect structure with a random intercept and slope of cued length.

Task dimension	Predictor	$\beta$	$SE$	$t$	$df$	$p$
Reproduced duration	Intercept	1296.5	79.9	16.22	19.0	< .001
	Stimulus duration	237.1	20.0	11.84	19.0	< .001
	Cued length	2.2	7.2	0.31	459.4	.760
Reproduced length	Intercept	257.5	8.1	31.61	19.0	< .001
	Stimulus duration	1.7	1.1	1.53	459.0	.128
	Cued length	96.3	4.8	20.0	19.0	< .001

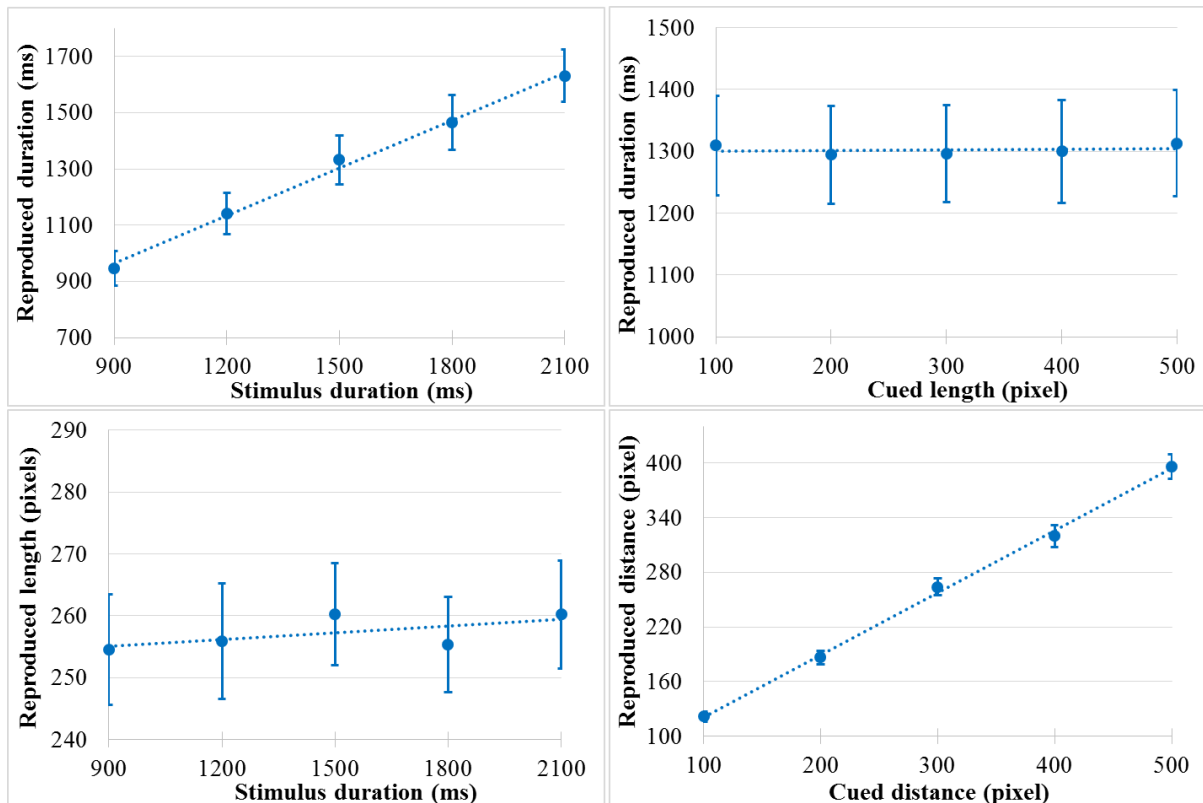


Figure 4. Results of Experiment 2: reproduced durations as a function of stimulus duration and cued length (upper panel) and reproduced lengths as a function of stimulus duration and cued length (bottom panel). Error bars, based on participant means, stand for standard errors.

### 6.3. Discussion

Though reproduced durations increased as a function of the magnitude of a to-be-reproduced length that was cued before duration reproduction (Experiment 1), such interference disappeared when the to-be-reproduced length was cued at the start of duration reproduction, as confirmed in both individual and cross-experiment analyses. The lack of a cued length effect in this experiment was not due to inattention to the cue presented at duration reproduction as participants needed to attend to the cue in order to later reproduce the cued length; in fact, the finding that reproduced lengths neatly increased as a function the cued length suggests that participants did pay close attention to the cue. Thus, the finding in

this experiment clearly rules out the possibilities that the cued length affects duration accumulation (otherwise a longer cued length would lead to a shorter reproduced duration) or it is implicitly labelled in a way that systematically biases duration reproduction decisions (see Cai & Connell, 2016, for a similar conclusion). The findings in this experiment and Experiment 1 thus suggest that space-time interaction arises as a result of memory interference: when the length cue was presented before duration reproduction, memory of the cued length was foregrounded in concurrence with memory of the stimulus duration, giving rise to cross-dimensional memory interference. However, when the cue was presented during duration reproduction, the memory of the stimulus duration had been retrieved for duration reproduction (e.g., Treisman, 1963; Gibbon et al., 1984; Wearden, 2003), hence not susceptible to the interference of the cued length. We will return to the mechanism underlying such cross-dimensional memory interference in the general discussion.

### **7. Experiment 3**

The first two experiments showed that the space-on-time effect arises as a result of memory interference, but how can such an account accommodate findings that space-time interaction is modulated by the modality and format in which spatial length is perceived? As discussed earlier, when space is presented visually as filled length, it biases time but itself is not biased by time (e.g., Casasanto & Boroditsky, 2008); in contrast, when space is haptically perceived, it is susceptible to interference from time (Cai & Connell, 2015). Wang and Cai (2017) also showed that space-time interaction also hinges on length format: while filled lengths (e.g., in the form of a solid line) unilaterally affects concurrent durations, unfilled lengths (e.g., demarcated empty spatial intervals) and concurrent durations have a reciprocal influence on each other. They further showed that these different patterns of interaction is due



to the fact that unfilled lengths afford noisier memory representations than filled lengths; hence, unfilled lengths are more susceptible to temporal interference than filled lengths.

In this experiment, we tested whether the memory interference effect of space on time differs for filled and unfilled lengths. We first carried out a pre-test, where we assessed whether filled lengths are associated with less memory noise than unfilled lengths. To do this, we examined the coefficient of variation (CV for short, calculated as the ratio between the standard deviation and the mean of reproductions), which has been used to measure the memory noise of mental magnitudes (Cicchini et al., 2012; Droit-Volet, Clément, & Fayol, 2008; Halberda, 2011; Schulze-Bonsel et al., 2006; Wearden, Denovan, Fakhri, & Haworth, 1997): a larger CV signals more noise associated with a mental magnitude. We first used a pretest to assess whether filled and unfilled lengths differ in memory noise; then in the main experiment, we examined whether filled and unfilled lengths exerted differential effects on duration perception. If we show that lengths with a noisier memory affects duration to a lesser extent than lengths with a less noisy memory, then we can conclude that memory noise indeed modulates space-time interaction.

### **7.1. Method**

The main experiment was the same as Experiment 1 except for the following. The red line segment in Experiment 1 was replaced with an unfilled length demarcated by two black vertical bars (see Figure 1, panel B in the inset). Participants were instructed to reproduce the filled length (i.e. length of the blue segment) if they had seen a blue border or the unfilled length (length of the demarcated empty interval) if they had seen a red border. The pre-test was similar to the main experiment except that the line (consisting of a filled and an unfilled length) was always presented for 1.5 seconds and participants only reproduced the cued length (i.e. no duration reproduction task). That is, participants saw a line (e.g., consisting of

a 100-pixel filled length and 500-pixel unfilled length) followed by a blue- or red-bordered screen (as the cue for the filled or unfilled length), and then they reproduced the cued length.

The pre-test used 50 participants and the main experiment used 50 participants (6 replaced for poor-performance) who did not take part in the pretest; we increased the the number of participants from Experiments 1 and 2 due to the increased complexity of the design and due to the fact that the critical effect was the interaction between cued length and length format. Participants were paid 10 RMB to take part. The pre-test lasted for about 15 min and the main experiment for about 20 min.

## **7.2. Results**

For the pre-test, we calculated the ratio (the reproduced length divided by the stimulus length) for each trial and removed any reproduction less than 1/3 or more than 3 times the stimulus length (about 1%). We then calculated the CVs for the two length types for each participant. A paired *t*-test showed that filled lengths resulted in a smaller CV than unfilled lengths (0.20 vs. 0.22,  $t_{(49)} = -2.03$ ,  $p = .048$ ), suggesting that memories of the filled lengths were less noisy than those of unfilled lengths.

For the main experiment, we excluded 3.5% of the reproduced durations and 1.2% of the reproduced lengths as a result of data trimming. In the LME model, apart from stimulus duration and cued length, the fixed effects also included length format (i.e. whether the cued length was filled or unfilled) and the interaction between length format and cued length; the latter critical interaction was to test whether length format modulates the effect of cued length on duration reproduction. Table 3 presents the LME results (see also Figure 5).

Reproduced durations increased as a function of both stimulus duration and marginally so as a function of cued length; they were longer if the cued length was filled than unfilled. Critically, as indicated by the significant interaction between cued length and its

format, the space-on-time effect was larger for filled than unfilled cued lengths. To further explore this interaction, we conducted separate analyses for filled and unfilled cued length. When the cued length was filled, reproduced durations increased as a function of both stimulus duration ( $\beta = 236.9$ ,  $SE = 14.2$ ,  $t(49.0) = 16.65$ ,  $p < .001$ ) and cued length ( $\beta = 27.2$ ,  $SE = 11.6$ ,  $t(49.3) = 2.34$ ,  $p = .023$ ) (in an LME model with a maximal random effect structure). In contrast, when the cued length was unfilled, reproduced durations increased as a function of stimulus duration ( $\beta = 228.3$ ,  $SE = 13.2$ ,  $t(49.0) = 17.36$ ,  $p < .001$ ), but *not* as a function of cued length ( $\beta = -5.8$ ,  $SE = 6.7$ ,  $t(49.2) = -0.87$ ,  $p = .389$ ) (in an LME model with a maximal random effect structure). These findings replicate the observation in Experiment 1 that the memory of a filled length biased the memory of a perceived duration; more importantly, they show that the memory interference effect of space was modulated by length format (and indeed memory noise): it occurred for less noisy filled but not for noisier unfilled length.

Reproduced lengths increased as a function of cued length and were longer with filled than unfilled cued length; they did not significantly change as a function of stimulus duration or the interaction between cued length and its format. Separate analyses showed that, reproductions of filled lengths increased as a function of cued length ( $\beta = 99.6$ ,  $SE = 2.7$ ,  $t(49.0) = 37.47$ ,  $p < .001$ ) but not as a function of stimulus duration ( $\beta = 0.7$ ,  $SE = 1.0$ ,  $t(1148.2) = 0.73$ ,  $p = .469$ ) (in an LME model with random a intercept and slope of cued length); reproductions of unfilled lengths increased as a function of cued length ( $\beta = 98.7$ ,  $SE = 2.7$ ,  $t(49.0) = 35.92$ ,  $p < .001$ ) and also marginally so as a function of stimulus duration ( $\beta = 1.8$ ,  $SE = 1.0$ ,  $t(1149.1) = 1.85$ ,  $p = .065$ ) (in an LME model with a random intercept and slope of cued length).

Table 3: LME results for Experiment 3. Regression coefficients ( $\beta$ ) and their  $SE$  are standardized; the intercept stands for the mean across all conditions. The LME model for reproduced durations included a maximal random effect structure and the LME model for reproduced lengths included a random effect structure with a random intercept and random slope of cued length and length format.

Task dimension	Predictor	$\beta$	$SE$	$t$	$df$	$p$
Reproduced duration	Intercept	1220.3	37.9	32.20	49.0	< .001
	Stimulus duration	232.5	12.7	18.29	49.0	< .001
	Cued length	10.7	5.5	1.95	60.6	.056
	Length format	16.8	5.9	2.85	49.2	.006
	Cued length: Length format	16.5	7.7	2.14	49.4	.037
Reproduced length	Intercept	269.6	4.5	59.79	49.0	< .001
	Stimulus duration	1.2	0.7	1.83	2347.2	.068
	Cued length	99.1	2.6	38.10	49.0	< .001
	Length format	4.39	0.9	5.12	48.9	< .001
	Cued length: Length format	-0.5	0.7	-0.79	2347.2	.427

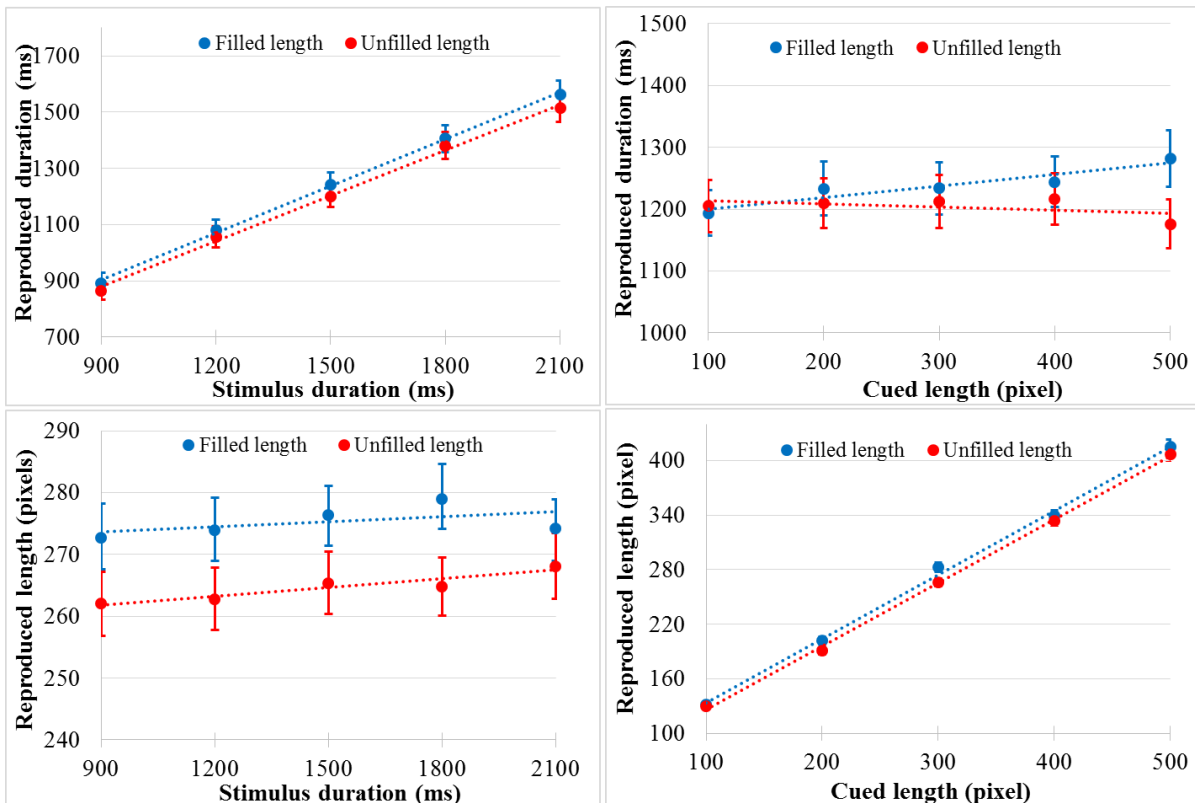


Figure 5. Results of Experiment 3: reproduced durations as a function of stimulus duration, cued length and length format (upper panel) and reproduced lengths as a function of stimulus duration, cued length and length format (bottom panel). Error bars, based on participant means, stand for standard errors.

### 7.3. Discussion

The finding that reproduced lengths were longer for filled than unfilled cued lengths is consistent with previous research (Pressey & Moro, 1971). More importantly, results from CV showed that people filled lengths have higher acuity (i.e. less noise) than unfilled length (see Wang & Cai, 2017 for a similar finding). This difference in memory noise critically relates to the finding that filled and unfilled have differential effects on duration reproductions: the less noisy memory of the filled length biased the concurrent duration memory, replicating the finding in Experiment 1; however, noisier unfilled lengths failed to

affect duration reproductions. Such a finding is consistent with the conclusion of Cai and Connell (2015) that the interaction between space and time is shaped by the acuity with which space is perceived and memorized. Indeed, in another study (Wang & Cai, 2017), we provided additional evidence that the amount of interference a dimension is susceptible to is proportionally related with the memory noise that dimension has (a point we will return to in the general discussion).

Also consistent with Cai and Connell (2015) is the observation that the (marginally significant) observation that duration was able to affect length when length was unfilled (i.e. with relatively a large level of memory noise). It should be noted that the marginal result might due to the large amount of noise in the length reproduction data as a result of the length reproduction task being a carried out after duration reproduction. In Experiment 4, we specifically tested whether duration information can exert memory interference on length when length is unfilled.

## **8. Experiment 4**

Much research has failed to demonstrate any interference from time to space (e.g., Casasanto & Boroditsky, 2008; Magnani et al., 2014; Starr & Brannon, 2016). Cai and Connell (2015) argued that this was because length in previous studies was perceived with high-acuity memories. Building on the finding in Experiment 3 that space-time interaction is modulated by memory noise, in this experiment, we tested whether time can also bias space in memory when space is presented as noisy unfilled lengths. To do this, we modified the paradigm in Experiment 1 (see Figure 5). An unfilled length demarcated by two vertical bars of a particular colour (e.g., blue) was presented for a variable stimulus duration and then the same unfilled length demarcated by two vertical bars of another colour (e.g., red) at the ends was presented at the same location for another stimulus duration. Participants were informed

beforehand that the two unfilled lengths were of the same length but they might be presented for different durations. After the disappearance of the second unfilled length, participants were cued which of the two durations to later reproduce after first reproducing the length. If duration memory can similarly interfere with length memory, we should expect reproduced lengths to increase as a function of cued duration.

## **8.1. Method**

### *8.1.1. Participants*

42 participants (1 replaced due to poor performance) were all recruited from the same population as in the previous experiments (none of them had taken part in a previous experiment). We increased the number of participants from Experiment 1 and 2 as the effect of time on space, if any, tends to be smaller than that of space on time that we looked at in the previous experiments. They were paid 10 RMB for their participation.

### *8.1.2. Design and materials*

The design was similar to that of Experiment 1. We used the usual 5 lengths (100, 200, 300, 400, and 500 pixels) and the usual 5 durations (900, 1200, 1500, 1800, and 2010 ms). Since we presented two durations for each length, we created 5 duration pairs such that the combined duration within each pair was always 3000 ms (e.g., 900 and 2100 ms). Assigning each of the 5 lengths to the 5 duration pairs resulted in 25 length/duration combinations, which were further increased to 50 combinations by counterbalancing the order of the two coloured lengths (i.e. blue-bar length or red-bar length presented first). For each of these 50 combinations, the cued duration (i.e. the duration to be reproduced) was either the first or second duration, resulting in a total of 100 trials in the experiment.

### 8.1.3. Procedure

The procedure was similar to that in Experiment 1 (but see Figure 6). After giving their informed consent, participants underwent a practice session of 8 trials. A trial began with an unfilled length demarcated by two bars of a particular colour (e.g., blue) and presented for a duration, followed by the same unfilled length demarcated by two bars of a different colour (e.g., red) and presented for another duration. The second length presentation was then followed by a 300 ms blank screen with a colour border (blue or red) as a cue informing participants about which stimulus duration (duration of the blue-bar or red-bar length). The blank screen was followed by the length reproduction task that we used in the previous experiments: participants saw an “X” appearing at a random position on the left of the screen and clicked somewhere to the horizontal right of the “X” such that the length between the “X” and the click point would equal the stimulus length. The length reproduction task was followed by another blank screen of 300 ms with the same colour border as in the first blank screen. Then participants saw an asterisk and held down the spacebar to reproduce the cued duration (according to the colour border previously shown). There was a 1000 ms inter-trial interval. The whole experiment took about 25 min to complete.

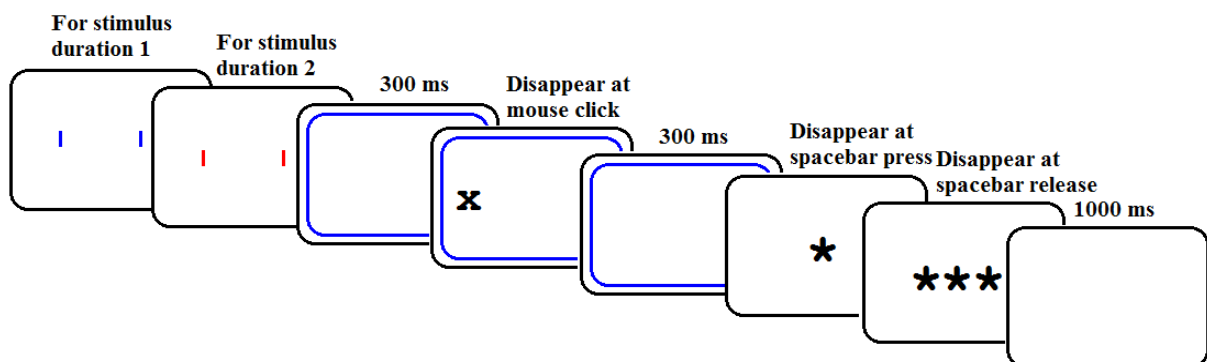


Figure 6. Trial structure for Experiment 4.

### 8.2. Results



We excluded as outliers 0.2% of the reproduced lengths and 4.2% of the reproduced durations. LME modelling (Table 4) showed that reproduced lengths increased as a function of cued duration as well as of stimulus length (see Figure 7), suggesting an effect of duration memory on length memory. In other words, the time-on-space effect also arises as a result of memory interference, just as the space-on-time effect does. Reproduced durations increased as a function of both cued duration and stimulus length. The effect of stimulus length on duration is consistent with our previous findings of the memory interference effect of length on duration.

Table 4: LME results for Experiment 4. Regression coefficients ( $\beta$ ) and their *SE* are standardized; the intercept stands for the mean across all conditions. The LME model for reproduced durations included a maximal random effect structure and the LME model for reproduced lengths also included a maximal random effect structure though correlation between the random slopes and the random intercept were removed to achieve model convergence.

Task dimension	Predictor	$\beta$	<i>SE</i>	<i>t</i>	<i>df</i>	<i>p</i>
Reproduced length	Intercept	274.6	4.2	65.48	41.0	< .001
	Stimulus length	102.9	3.3	30.53	41.0	< .001
	Cued duration	2.8	0.6	4.33	965.0	< .001
Reproduced duration	Intercept	1351.5	66.7	20.27	41.0	< .001
	Stimulus length	22.6	6.9	3.25	41.0	.002

Cued duration 156.3 14.7 10.65 41.0 < .001

---

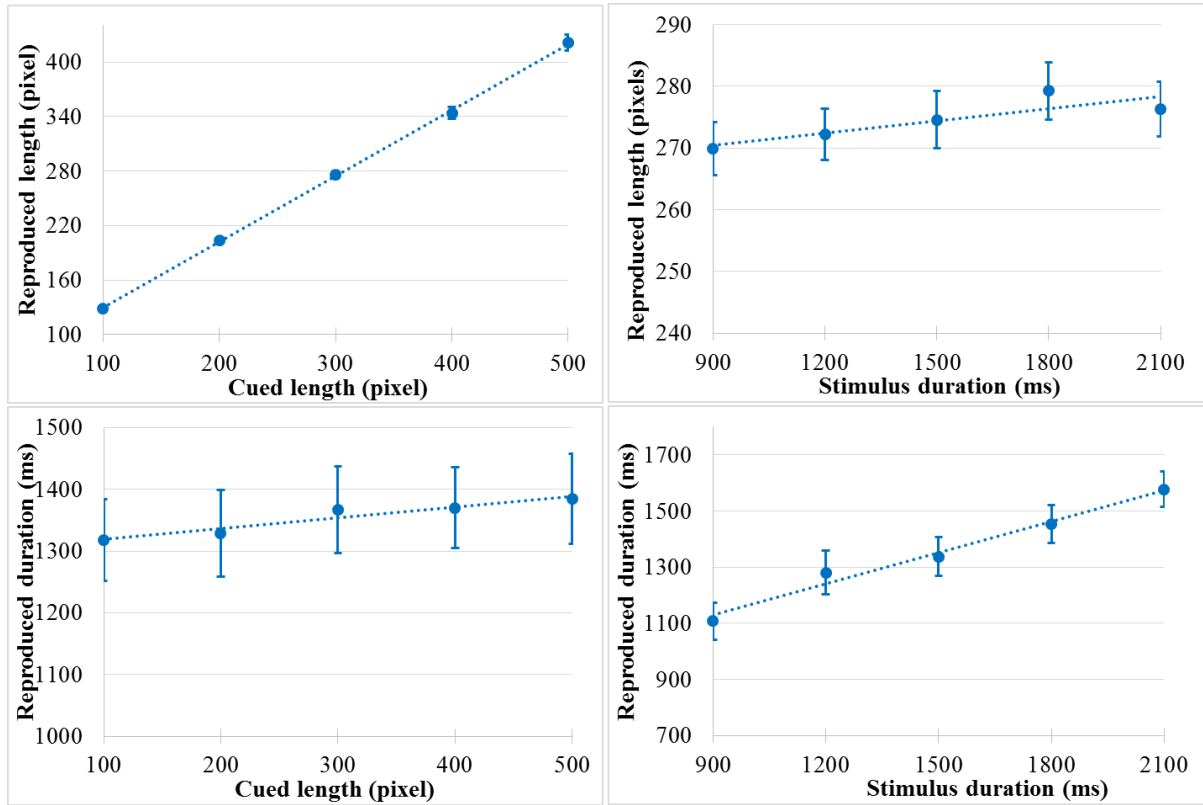


Figure 7. Results of Experiment 4: reproduced lengths as a function of stimulus length and cued duration (upper panel) and reproduced durations as a function of stimulus length and cued duration (bottom panel). Error bars, based on participant means, stand for standard errors.

### 8.3. Discussion

The finding that reproductions of unfilled lengths increased as a function of cued duration suggests that time can also bias the perception of space so long as the spatial memory is associated with a certain amount of noise (e.g., unfilled length). This finding is

consistent with an earlier finding that when space is perceived in a modality (e.g., haptics) that affords low-acuity representations, space is susceptible to temporal interference (Cai & Connell, 2015). More critically, as the to-be-reproduced duration was cued from memory after the durations and lengths had been encoded, the effect of the cued duration on length reproduction must have arisen as a result of cross-dimensional memory interference.

## **9. General discussion**

In four experiments, we demonstrated that space-time interaction arises as a result of memory interference between the perceived length and the perceived duration. Such a conclusion is supported by the demonstrations that, after the encoding of length and duration, the magnitude in one dimension that is cued and hence foregrounded in memory biases the perceived magnitude in the other dimension. In Experiment 1, participants perceived two complementary lengths in a constant-length line presented for a stimulus duration. After being cued which of the two lengths to later reproduce, participants first reproduced the stimulus duration and then the cued length. Reproduced durations increased as a function of the cued length (a finding that was further replicated in Experiment 3). These findings suggest that space-time interaction has its locus in memory: the memory of the cued length biases the concurrent duration memory, hence the effect of the cued length on reproduced duration. In Experiment 2, however, the duration memory has been retrieved when the memory of the cued length is accessed (i.e. during duration reproduction), hence the lack of an effect of the cued length on duration reproduction. The conclusion that space-time interaction arises from cross-dimensional memory interference is further confirmed in Experiment 4: reproductions of unfilled lengths also increased as a function of cued duration, suggesting that the memory of a cued duration biases the concurrent memory of the target

length. To our best knowledge, these findings are the first direct demonstrations that space-time interaction arises as a result of cross-dimensional memory interference.

The results in Experiment 2 helps to exclude the possibilities that cross-dimensional magnitude interactions arises as a response bias at the decisional stage. For instance, in Experiment 1, it is possible that the cued length was implicitly labelled as “long” or “short”, which then bias people to reproduce for longer or shorter (e.g., Yates et al., 2012; Moon et al., 2015). If this were the case, we should expect people to also implicitly label the cued length when it was cued at the start of the duration reproduction (in Experiment 2), which would then in turn similarly bias reproduction responses. The fact that the cued length effect disappeared in Experiment 2 rules out the response bias account. In addition, it is worth discussing the possibility that the interference may *additionally* occur during the encoding stage (e.g., Bueti & Walsh, 2003; Walsh, 2003). According to this possibility, the complementary magnitudes of a particular dimension (lengths in Experiments 1-3 and durations in Experiment 4) biases the actual accumulation/encoding of the other dimension (duration in Experiments 1-3 and length in Experiment 4) but the effects cancel each other out. For instance, in Experiment 1, the longer length might have relatively increased the accumulation of the stimulus duration but the shorter length might have relatively decreased the accumulation. As the two lengths were complementary, their effects thus cancelled each other out without any apparent influence on the observed reproductions. While our experiments were not designed to test the encoding locus of space-time interactions, such an account has in fact been ruled out by previous findings. For instance, if a participant perceives a stimulus duration (e.g., in the form of a dot) and then perceives a line of different lengths while reproducing the duration, the length of the line does not bias the accumulation of the reproduced duration (Cai & Connell, 2016; Rammsayer & Verner, 2015). Indeed, the

finding in Experiment 2 also suggests that the memory of the cued length does not bias the actual accumulation of the reproduced duration.

Finally, Experiment 3 further showed that the memory interference effects between space and time are modulated by memory noise: less noisy memories of filled lengths, but not the noisier memories of unfilled lengths, were able to bias the concurrent memories of durations. The findings are thus in line with recent demonstrations that the interaction between space and time is modulated by perceptual factors such as perception modality and presentation format. Cai and Connell (2015) showed that noisier memories of haptically perceived lengths, but not less noisy memories of visuo-haptically perceived lengths, were biased by concurrent duration magnitude in perception. In particular, Wang and Cai (2017) specifically examined the role of memory noise in space-time interaction. They showed that the way space and time interact depends on the memory noise of the interfering dimensions. For instance, they showed that while time is able to affect space both when space is perceived as static unfilled lengths (i.e. an empty spatial interval simultaneously demarcated by two boundaries, as in Experiment 4) and when it is perceived as dynamic unfilled length (i.e. an empty spatial interval sequentially demarcated by two boundaries); in addition, the effect is larger for the noisier dynamic unfilled length than for the less noisy static unfilled lengths. More interestingly, they also showed that the space-on-time effect increases as a function of a participant's memory noise in duration perception (as independently measured in a pretest of duration reproduction) and the time-on-space effect increases as a function of a participant's memory noise in length perception (again as independently measured in a pretest of length reproduction). These findings thus echo the current findings to suggest that, if a dimension has higher memory noise, that dimension is more susceptible to cross-dimensional interference and is less able to influence magnitude memories in other dimensions.

Overall, the experimental findings provide the first set of direct evidence that cross-dimensional magnitude interactions arise from memory interference. While previous studies have proposed similar hypotheses (Cai & Connell, 2015, 2016; Rammsayer & Verner, 2015), they provided neither direct empirical support nor specific mechanics with regard to how memory interference occurs. For example, Cai and Connell (2015) proposed that memories of magnitude, regardless of their dimensions, may bias each other; however, the mechanics underlying these observations is currently lacking. It is unclear, for instance, **whether memories interfere with each other by attraction or repulsion** and how memory noise modulates the degree of cross-dimensional interference. Next, we propose a Bayesian inference model of cross-dimensional magnitude interaction where we spell out the mechanics for cross-dimensional magnitude interactions.

### ***9.1. A Bayesian inference model of cross-dimensional magnitude memory interference***

Magnitude perception and estimation has been successfully modelled by assuming that these tasks are solved by means of Bayesian inference, in which a noisy perception is integrated with prior belief to arrive at a posterior belief about an object's magnitude (e.g., Cheng, Shettleworth, Huttenlocher, & Rieser, 2007; Di Luca & Rhodes, 2016; Griffiths & Tenenbaum, 2011; Huttenlocher, Hedges, & Vevea, 2000; Li & Dudman, 2013; Jazayeri & Shadlen, 2010; Petzschner & Glasauer, 2011; Petzschner, Glasauer, & Stephen, 2015; see Shi et al, 2013, and Van Rijn, 2016, for reviews). Petzschner et al. (2015), for instance, showed that a Bayesian inference model with a prior matching the distribution of experimental stimuli accounts for a wide range of phenomena (e.g., the regression effect, the range effect, the scalar variability effect, and sequential effects) that are commonly observed in many magnitude dimensions (e.g., length, duration, angle). However, their model is unidimensional and cannot account for cross-dimensional magnitude interactions.

We next present a Bayesian inference model of concurrent magnitude estimation. In Bayesian inference, people form a posterior belief about the magnitude of one dimension of a stimulus (the estimated magnitude) by integrating a noisy memory of the perceived magnitude of the dimension with their prior belief about how likely each possible magnitude is for that dimension. Crucially, we assume that people expect different magnitude dimensions of a stimulus to co-vary in their “amount of stuff”. This belief of correlated concurrent magnitudes may have developed from learning about the world, where things larger in one magnitude dimension tend to also be larger in another (e.g., a longer length takes a longer time to travel; Acredolo, 1989; Casasanto & Boroditsky, 2008; Piaget, 1969; Smith & Sera, 1992; Stavy & Tirosh, 2000). Thus, in our model, the prior distribution is a correlated multivariate distribution representing beliefs about the likely values of events/objects on all relevant magnitudes. Given the behavioural tendency for people to integrate sensory information across different aspects of a stimulus (e.g., McGurk & MacDonald, 1976; see also Trommershauser, Kording, & Landy, 2011) and the neural basis for such multisensory information integration (e.g., Meredith & Stein, 1986), we further assume that, while different magnitudes of different dimensions are separately encoded, the memories of these magnitudes are integrated due to the fact that they are concurrent dimensions of the same stimulus (e.g., the presentation of a line). Empirical evidence for such coupling of magnitudes across dimensions in our experience/knowledge comes from Srinivasan and Carey (2010). In their study, two groups of participants each learned positively correlated pairs of lengths and durations (a longer line was paired with a longer duration) or negatively correlated pairs (a longer line was paired with a shorter duration) and rated familiarity with learned pairs or novel pairs (e.g., negatively correlated pairs for participants initially learning positively correlated pairs). The positive correlation group were able to differentiate learned (positively correlated) length/duration pairs from novel

(negatively correlated), but the negative correlation group could not (i.e. they treated the unlearned positively correlated pairs and learned negatively pairs as similarly familiar). These findings strongly indicate that people have acquired, from their daily experience, knowledge of positive collinearity between length and durations that is strong enough to override knowledge from recent contradictory experience.

Thus, when participants are to infer (e.g., reproduce or make a judgement about) the magnitude of a particular dimension, they inevitably recall the memory of the target dimension as well as that of the concurrent dimension. Integration of these memories is actually optimal as when the different dimensions co-vary in the environment and the memories of the dimensions are noisy, the retrieved magnitude of the concurrent dimension provides useful information about the magnitude of the target dimension. If the dimensions are positively correlated and the concurrent non-target magnitude is perceived to be relatively large, it is likely that the target dimension is also relatively large. Thus, people can increase their accuracy in estimating the magnitude of the target dimension by relying on their noisy memory of the magnitude of the target dimension and other, non-target dimensions. The resulting cross-dimensional interference effect is modulated by the relative noise of the memory of the target dimension compared to the non-target dimension. When the noise of the target dimension is low compared to the noise of non-target dimensions (as a result of decreased memory noise of the target dimension or a result of increased memory noise in non-target dimensions), the effect of non-target dimensions will be small. Intuitively, if the memory of the target dimension is already very reliable (i.e. there is little noise, as in the case of a number's magnitude) then the memory of non-target dimensions is not needed when estimating the magnitude of the target dimension. When the noise of the target dimension is high compared to the noise of non-target dimensions, the effect of the latter dimensions will be relatively large. If the memory of the target dimension is unreliable then the memory trace



of non-target dimensions provides useful information to reduce the uncertainty about the magnitude of the target dimension.

A formal description of the model can be found in the appendix. Here, we illustrate the main aspects of the model as shown in Figure 8. In particular, a comparison of the posterior distributions in panels B and D shows the concurrent magnitude effect of the vertical dimension (e.g., length) on the horizontal dimension (e.g., duration), where a relatively small length (panel B) results in a shorter estimated duration than a relatively large length (panel D).

As shown in the appendix, cross-dimensional interference is modulated by memory noise. Firstly, between two concurrent dimensions, who influences whom in magnitude perception depends on their relative memory noise: the smaller the memory noise of the concurrent dimension compared to the memory noise of the target dimension, the larger the interference effect on the target dimension (see also Wang & Cai, 2017). This explains why, for instance, visually presented filled length has a robust influence on duration estimation but itself is less reliably influenced by concurrent duration (Casasanto & Boroditsky, 2008; Merritt et al., 2010). Secondly, memory noise of a dimension also dictates the dimension's ability to interfere with another dimension (less memory noise leads to better ability to interfere) and its susceptibility to interference from another dimension (less memory noise leads to higher susceptibility to interference; see also Cai & Connell, 2015, for the same conclusion). Indeed, our relatively simple Bayesian inference model accounts for all the main results observed in the current experiments. In Experiment 1, the length cue foregrounds the cued length in memory, together with the perceived duration. As illustrated in Figure 8A, to reproduce the duration, a posterior is computed from the correlated space-time priors and the noisy memories of the duration as well as the cued length, hence leading to an effect of the cued length on the reproduced duration (the same mechanism accounts for the effect of cued

duration on unfilled length reproduction in Experiment 4). The model also accounts for the lack of an effect of cued length on duration in Experiment 2. In this case, no length has been cued when a posterior is being computed to reproduce the duration. Hence, though both length memories may be accessed in duration memory retrieval, there will not be an effect of the length memories as the average of the two lengths is constant in Experiment 2.

Experiment 3 showed that increasing the memory noise of length both reduces the effect of length on duration (and increases the effect of duration on length, according to Cai and Connell (2015)). This is consistent with the prediction of the model that the effect of the concurrent non-target dimensions on the estimation of the target dimension increases when the noise of the target dimension increases relative to the noise of the non-target dimensions.

We have so far focused on concurrent magnitude estimation within a single trial. Inter-trial effects, such as the sequential effects discussed by Petzchner et al. (2015) can also be accounted for by allowing trial-by-trial shifts of the prior mean through a similar mechanism as proposed by Petzchner et al. We will leave such extensions to future work.




Figure 8. Illustration of the Bayesian inference model of concurrent magnitude estimation. (A) The prior distribution (shaded in main panel, where lighter areas reflect more probable magnitudes, and dotted lines in marginal plots) reflects a belief that the two dimensions are positively correlated. Red dot reflects an unbiased memory signal and broken lines in marginal plots reflect the likelihood, which shows that the horizontal dimension is noisier (more dispersed likelihood) than the vertical dimension. (B) Posterior distribution resulting from the prior and likelihood of panel A. There is regression to the prior mean for both dimensions, but this effect is larger for the horizontal (noisier) dimension than for the vertical

(less noisy) dimension. (C) Prior distribution as in Panel A, but the memory signal now reflects an object which is relatively large on both dimensions. (D) Posterior distribution resulting from the prior and likelihood of panel C. Again, there is regression to the prior mean on both dimensions, which is larger for the horizontal (noisier) dimension than for the vertical (less noisy) dimension. Importantly, the regression effect is overall weaker compared to panel B. Together, panel B and D reflect the effect of the magnitude of the vertical dimension on the estimation of the magnitude of the horizontal dimension.

It may be argued that, as larger magnitudes are assumed to have a larger memory noise (Gallistel & Gelman, 1992, 2000), the model should predict the interference effect to increase as a function of the target magnitude. For instance, the effect of space should be greater when the stimulus duration is larger. While we agree with this model prediction, we take the caution that such a prediction may not be borne out in our space-time experiments. Firstly, it is likely that in our experiments the range of magnitudes might be too small to reliably detect this effect reliably. Secondly, a larger target dimension may require more cognitive resources for its encoding and memory maintenance; hence there are less resources that can be directed towards the encoding and memory maintenance of the concurrent magnitude, which then will increase its memory noise. For instance, a duration of 3s will require more cognitive effort to encode and memorise than a duration of 1s. Thus, the noise associated with the spatial magnitude increases and the spatial effect decreases in the case of the 3s duration, thus cancelling out the increased spatial effect due to larger memory noise associated with the 3s duration. Therefore, while it is true that, theoretically, the cross-dimensional interference should be larger for larger target magnitudes, it is likely that we could not observe this effect reliably in our experiments due to the reasons mentioned above.

The Bayesian account outlined here differs from previous conceptualisations of cross-dimensional magnitude interactions. Our account does not require a common encoding mechanism (as ATOM does, e.g., Buetti & Walsh, 2009; Walsh, 2003) or a common memory representational format (e.g., Cai & Connell, 2015, 2016) for different magnitude dimensions. Contrary to the prediction of ATOM, recent research has begun to suggest that different magnitudes are encoded in a dimension-specific way, thus casting doubt on the proposal that there is a common processor for different magnitude dimensions (Agrillo et al., 2010; Rammsayer & Verner, 2016; Sobel, Puri, Faulkenberry, & Dague, 2016). Indeed, at least for space-time interactions, there is evidence suggesting that the interference does not arise at the stage of magnitude accumulation (Cai & Connell, 2016; Rammsayer & Verner, 2014) and in our Experiment 2, it was shown the memory of the cued length does not bias the accumulation of the reproduced duration. The memory account offered in Cai and Connell (2016) hypothesized a common representational format for length and duration in order to accommodate the cross-dimensional interference; there is, however, no explicit mechanism concerning how different dimensional magnitudes interfere with each other in memory. Apart from the assumption of a common representation format (which is not necessary in our current model), this account can indeed be subsumed in our Bayesian model, which provides a formal mechanism for the cross-dimensional magnitude interference.

Our model assumes that the cross-dimensional interference arises from people's daily experience and belief that different dimensions of the same thing tends to co-vary in quantities such that a stimulus that has "more stuff" in one dimension tends to also have "more stuff" in another (see also Srinivasan & Carey, 2010).<sup>1</sup> Such cross-dimensional

---

<sup>1</sup> It is possible that the experience of magnitude co-variation might have been genetically coded or neurally entrenched due to evolution (e.g., Walsh, 2003); note that such an account can explain, for

association has also been exploited in a recent ACT-R-based computational model of space and time interactions proposed by Moon et al., (2015), who assumed that, in the course of an experiment, participants learn the ranks of magnitudes in each dimension and associate different dimensional magnitude of the same rank (e.g., the second longest length and the second longest duration). However, the two models differ radically in terms of the mechanics. As discussed, Moon et al.'s model places the locus of cross-dimensional interactions at the response stage. For instance, in their experiment, a line varied in its length or duration in 4 magnitudes. Participants were slower at deciding which magnitude category (out of 4) the magnitude of a pre-specified dimension (e.g., length) belonged to when the concurrent length and duration differed in their ranks (e.g., 2<sup>nd</sup> longest length and 4<sup>th</sup> longest duration) than when they agreed (e.g., both 2<sup>nd</sup> longest). They argued that this was because the magnitude of the non-target dimension (e.g., duration) activates the magnitude of the same rank in the target dimension (e.g., length), thus two different response codes were retrieved when the length and duration were of different ranks, leading to slower responses. In contrast, our model predicts that the inferred magnitude for the target dimension should be shifted from the true magnitude to a greater extent when the two magnitudes are of different ranks than when they are of the same rank, hence the behavioural results. Thus, our model can account for their categorical judgement data, though it should be noted that it is unclear whether Moon et al.'s model can simulate reproduction data (as those in our experiments).

## ***9.2. Asymmetries in cross-dimensional magnitude interaction***

Not all dimensions are created equal in cross-dimensional magnitude interactions; some dimensions seem to “bully” others when different dimensions are concurrently

---

instance, that even neonates associate greater spatial lengths with longer durations, despite not having experience with space-time co-occurrences in the world (we thank a reviewer for this suggestion).

perceived. Many studies have demonstrated that numerosity information has an upper hand over duration information (Brown, 1997; Dormal et al., 2006; Droit-Volet et al., 2003); also, as we have extensively discussed earlier, visual spatial length tends to influence time more than the other way around (Bottini & Casasanto, 2013; Casasanto & Boroditsky, 2008; Casasanto et al., 2010; Magnani et al., 2014; Merritt et al., 2010; Starr & Brannon, 2016), though in some cases it is possible to have time exert a greater influence length than vice versa (Cai & Connell, 2015).

We have shown that, as least for space-time interaction, the direction and the extent of cross-dimensional interference is modulated by their relative memory noises (see also Cai & Connell, 2015; Wang & Cai, 2017). Between length and duration, length is often the more dominant force simply because length is often presented as visual filled length, which affords memories with relatively little noise. When space is presented in a way that leads to more memory noise (e.g., perceived haptically or as unfilled length), time exerts a greater effect on space and sometimes even unilaterally influences space (Cai & Connell, 2015); further evidence has shown that the extent to which a dimension (e.g., space or time is) susceptible to cross-dimensional interference varies as a function of the dimension's memory noise (Wang & Cai, 2017). Thus, cross-dimensional asymmetries can be very well explained by our Bayesian inference model, assuming that magnitudes in different dimensions are maintained in memory with different levels of noise. That is, a noisier mental magnitude is less reliable and hence provides less information about the mental magnitudes of other dimensions, giving it less power to bias the estimation of those dimensions. A noisier mental magnitude is instead more susceptible to the interference from mental magnitudes of other dimensions as, according to experience, these dimensions can provide useful information about the noisy target mental magnitude. Under our model, spatial information in previous studies biases

numerosity information to a greater extent than vice versa because the spatial memories are less noisy than the numerosity memories.

We conceptualize memory noise as the discrepancy of mental representations of magnitudes from the true magnitude. This is the total noise accumulated during various cognitive stages such as encoding of a magnitude, storage, maintenance, and recall. The memory noise of a magnitude dimension is not constant; it varies according to the perception and presentation modes of a magnitude dimension (see Experiment 3; see also Cai & Connell, 2015; Wang & Cai, 2017). Other factors may also change the level of memory noise of a magnitude dimension. Memory decay will result in an increasing level of memory noise. Thus, dimensions that afford repeated encoding and memory rehearsal will have reduced memory noise compared to dimensions that do not. For instance, if a length is presented for 3 seconds, participants can repeatedly encode the length and rehearse their memory of the length during the presentation. However, the encoding of duration is a different matter: the encoding does not finish until the end of the 3 seconds and thus there is no repeated encoding; also, explicit memory rehearsal may not be practical as it would take 3 seconds to rehearse the memory. This would mean that duration suffers from greater memory decay (and from a greater degree of memory) than space in general. Of course, how memory decay affects cross-dimensional magnitude interaction is beyond the scope of this paper and still awaits investigation.

As we briefly mentioned above, cognitive resources such as working memory and attention are additional constraints on memory noise associated with a magnitude. Working memory and attention are necessary for both encoding a magnitude stimulus and maintaining it in memory. For instance, Starr and Brannon (2016) showed that, while the effect of space on time occurs under a verbal working memory load or no working memory load, it disappeared under spatial working memory load. Under our proposed Bayesian model, while



the memory noise of (filled) lengths tends to be smaller than that of durations (e.g., Droit-Volet et al., 2008), a concurrent spatial (but not verbal) working memory load will increase the length's noise, hence reducing or even eliminating the space effect on time.

Processing automaticity may also affect the level of memory noise. It has been suggested that magnitude dimensions may differ the degree of automaticity during encoding (Dormal & Pesenti, 2013; Moon et al., 2015). Dormal and Pesenti (2013) observed that numerosity is less susceptible to cross-dimensional interference from length and duration while duration is most susceptible and argued that the patterns of interaction was due to numerosity enjoying a higher level of automaticity than length, which is in turn accessed more automatically than duration. Moon et al. (2015) also suggested that the processing of length is more automatic and efficient than the processing of duration, hence the asymmetry in interference between the two. A phenomenon related to processing automaticity is subitizing, a rapid process of encoding with little noise in the resultant mental magnitude when the input magnitude is small (e.g., an array of 4 dots; Dehaene & Cohen, 1994). We suspect that subitizable magnitudes may have little memory noise and will hence be strongly resistant to cross-dimensional magnitude interference. TIME AS EVOLVING OVER TIME, HENCE MORE NOISY?

### ***9.3. Is space special for the mental representation of time?***

The conceptual metaphor account concerning temporal knowledge and perception argues that people use spatial experience to support our understanding of time (Boroditsky, 2000; Casasanto & Boroditsky, 2008; Clark, 1973; Gibbs, 2006; Lakoff & Johnson, 1980, 1999). Two observations have been cited in support of such a proposition. Firstly, in many languages, time is often expressed in spatial terms (e.g., *two days before Christmas*; *two minutes long*). Many have argued that these “linguistic loans” from space to time reflect a

deeper conceptual dependency of time on space and indeed quite a few studies have shown that our understanding of time does vary according to our spatial experience (Boroditsky, 2000; Boroditsky & Ramscar, 2002; de la Fuente, Santiago, Román, Dumitrache, & Casasanto, 2014).

Another line of evidence for the conceptual metaphor account is the space-time asymmetry: that is, because durations co-opt spatial terms for mental representation but not the other way round, the space-on-time effect should be always greater than the time-on-space effect (Bottini & Casasanto, 2013; Casasanto & Boroditsky, 2008; Casasanto et al., 2010; Merritt et al., 2010). However, recent experimental findings, as we have discussed, have contradicted such a space-time asymmetry prediction. In particular, there has been much evidence showing that time can bias space to a similar or even larger extent than space does time under certain circumstances (i.e. when space is perceived with a high level of memory noise; Cai & Connell, 2015; Wang & Cai, 2017). In fact, earlier studies on the *tau* effect (a time-on-space effect) and the *kappa* effect (a space-on-time effect) have shown that when length is presented as unfilled, it is as susceptible to temporal interference as time is to spatial interference (see Jones & Huang, 1982, for a review). The tau effect, together with the demonstrations that the space-time asymmetry can be neutralised or even reversed (Cai & Connell, 2015; Experiment 4), suggests that the space-time asymmetry does not reflect that time co-opts space for mental representation.

One can argue that space-time asymmetry may also reflect, apart from conceptual metaphorical re-use, relative accessibility of the physical dimensions (e.g., Bottini & Casasanto, 2013). For instance, it is possible that haptic or unfilled lengths were less accessible compared to visual or filled lengths, hence reducing their interference with temporal processing and making these lengths more prone to temporal interference. While this modification of the conceptual metaphor account may allow it to accommodate the data,

we believe that our Bayesian inference model offers a more straightforward account. That is, space-time asymmetry does not reflect temporal dependency on space in mental representation; instead, the asymmetry is caused by the fact that space affords less noisy memories when it is visually presented as filled length (as in many previous studies). Hence, visually presented filled length is not only strong in its cross-dimensional influence but also very robust in resisting interference from other dimensions. When space is perceived haptically or as unfilled length, its cross-dimensional interference decreases or even vanishes and it is more susceptible to temporal interference.

#### ***9.4. Cognitive penetration in perception***

Many studies in the past decades have investigated how low-level perception (e.g., vision) can be susceptible to influences from higher-level cognitive domains such as motivation, emotion and categorization. Perception of spatial lengths, for instance, is shown to be subject to one's motivation and effort, with people judging a destination to be closer if they find the destination more desirable (Alter & Balcetis, 2011), a target to be farther away if they have thrown a heavier than a lighter ball (Witt, Proffitt, & Epstein, 2004), colours to be darker if they are in a negative emotional state (Meier, Robinson, Crawford, & Ahlvers, 2007) and the colour appearance of an object to be tinted with that object's typical colour (e.g., yellow for bananas; Hansen et al., 2006). Indeed, as we briefly discussed earlier, such cognitive penetration has been argued to underlie some cross-dimensional magnitude interaction observations (Nicholls, et al., 2011; Yates et al., 2012). More recently, it was suggested that, instead of infiltrating percept encoding, cognitive factors may at most bias post-encoding memory inference when a judgement is made on the basis of a veridical percept encoded independently of higher-level cognitive influences (Firestone & Scholl, 2015, 2016); for instance, people might be more likely to conclude that the target must be far away

after experiencing having difficulty in reaching the target with their throws. The conclusion by Firestone and Scholl that cognitive interference arises in memory rather than encoding is consistent with our current findings and our Bayesian account. Indeed, it may be interesting to consider some of the cognitive effects on perception in light of magnitude memory interference. It is possible that magnitude in weight (e.g., weight of a ball) might exert some interference on the magnitude of distance when people estimate the distance of a target after throwing a ball. If this is the case, it may be interesting to see whether the size of these cognitive effects might reflect the relative acuity or noisiness of the precepts of the target and non-target domains (e.g., target distance and ball weight).

## **10. Summary**

We presented the first set of direct evidence that cross-dimensional magnitude interactions arise from memory interference; in addition, these interactions are constrained by the memory noise associated with the dimensions such that a magnitude with more noise is less able to interfere with other magnitudes in memory and is instead more susceptible to interference from others. Cross-dimensional magnitude interference in memory, we argued, arises from Bayesian inference where people combine their prior experience of correlated magnitudes across dimensions and the noisy memory of the target magnitude.

## References

- Acredolo, C. (1989). Assessing children's understanding of time, speed and distance interrelations. In D. Zakay (Ed.), *Time and human cognition: A life-span perspective* (pp. 219-257). Amsterdam: North Holland.
- Agrillo, C., Ranpura, A., & Butterworth, B. (2010). Time and numerosity estimation are independent: Behavioral evidence for two different systems using a conflict paradigm. *Cognitive Neuroscience, 1*, 96-101.
- Allman, M. J., Pelphrey, K. A., & Meck, W. H. (2012). Developmental neuroscience of time and number: implications for autism and other neurodevelopmental disabilities. *Frontiers in Integrative Neuroscience, 6*.
- Alter, A. L., & Balcetis, E. (2011). Fondness makes the distance grow shorter: Desired locations seem closer because they seem more vivid. *Journal of Experimental Social Psychology, 47*, 16–21.
- Bates, D., Kliegl, R., Vasishth, S., & Baayen, R. H. (2015). Parsimonious mixed models. Retrieved from arXiv:1506.04967.
- Binetti, N., Hagura, N., Fadipe, C., Tomassini, A., Walsh, V., & Bestmann, S. (2015). Binding space and time through action. *Proceedings of the Royal Society of London B: Biological Sciences, 282*(1805), 20150381.
- Bonn, C. D., & Cantlon, J. F. (2017). Spontaneous, modality-general abstraction of a ratio scale. *Cognition, 169*, 36-45.
- Boroditsky, L. (2000). Metaphoric Structuring: Understanding time through spatial metaphors. *Cognition, 75*, 1-28.
- Boroditsky, L., & Ramscar, M. (2002). The roles of body and mind in abstract thought. *Psychological Science, 13*, 185–189.

- Bottini, R., & Casasanto, D. (2013). Space and time in the child's mind: metaphoric or ATOMIC? *Frontiers in Psychology, 4*, 803.
- Brown, S. W. (1997). Attentional resources in timing: Interference effects in concurrent temporal and nontemporal working memory tasks. *Perception & Psychophysics, 59*, 1118-1140.
- Bueti, D., & Walsh, V. (2009). The parietal cortex and the representation of time, space, number and other magnitudes. *Philosophical Transactions of the Royal Society B: Biological Sciences, 364*, 1831-1840.
- Cai, Z. G., & Connell, L. (2015). Space–time interdependence: Evidence against asymmetric mapping between time and space. *Cognition, 136*, 268-281.
- Cai, Z. G., & Connell, L. (2016). On magnitudes in memory: An internal clock account of space–time interaction. *Acta Psychologica, 168*, 1-11.
- Cai, Z. G., Connell, L., & Holler, J. (2013). Time does not flow without language: Spatial distance affects temporal duration regardless of movement or direction. *Psychonomic Bulletin & Review, 20*, 973–980.
- Cai, Z. G., & Wang, R. (2014). Numerical magnitude affects temporal memories but not time encoding. *PLoS ONE, 9*, e83159.
- Cappelletti, M., Freeman, E. D., & Cipolotti, L. (2009). Dissociations and interactions between time, numerosity and space processing. *Neuropsychologia, 47*, 2732-2748.
- Casasanto, D., & Boroditsky, L. (2008). Time in the mind: Using space to think about time. *Cognition, 106*, 579–593.
- Casasanto, D., Fotakopoulou, O., & Boroditsky, L. (2010). Space and Time in the Child's Mind: Evidence for a Cross-Dimensional Asymmetry. *Cognitive Science, 34*, 387-405.

- Chang, A. Y. C., Tzeng, O. J. L., Hung, D. L., & Wu, D. H. (2011). Big Time Is Not Always Long Numerical Magnitude Automatically Affects Time Reproduction. *Psychological Science*, *22*, 1567-1573.
- Cheng, K., Shettleworth, S. J., Huttenlocher, J., & Rieser, J. J. (2007). Bayesian integration of spatial information. *Psychological Bulletin*, *133*, 625-637.
- Cicchini, G. M., Arrighi, R., Cecchetti, L., Giusti, M., & Burr, D. C. (2012). Optimal encoding of interval timing in expert percussionists. *Journal of Neuroscience*, *32*(3), 1056-1060.
- Clark, H. H. (1973). Space, time, semantics, and the child. In T. E. Moore (Ed.), *Cognitive development and the acquisition of language* (pp. 27-63). New York: Academic Press.
- Cohen, J., Hansel, C., & Sylvester, J. D. (1953). A new phenomenon in time judgment. *Nature*, *172*, 901.
- de la Fuente, J., Santiago, J., Román, A., Dumitrache, C., & Casasanto, D. (2014). When You Think About It, Your Past Is in Front of You How Culture Shapes Spatial Conceptions of Time. *Psychological Science*, *25*, 1682-1690.
- Dehaene, S., & Cohen, L. (1994). Dissociable mechanisms of subitizing and counting: neuropsychological evidence from simultanagnosic patients. *Journal of Experimental Psychology: Human Perception and Performance*, *20*, 958-974.
- DeLong, A. J. (1981). Phenomenological space-time: toward an experiential relativity. *Science*, *213*, 681-683.
- Di Luca, M., & Rhodes, D. (2016). Optimal perceived timing: Integrating sensory information with dynamically updated expectations. *Scientific Reports*, *6*, 28563.
- Dormal, V., Andres, M., & Pesenti, M. (2008). Dissociation of numerosity and duration processing in the left intraparietal sulcus: a transcranial magnetic stimulation study. *Cortex*, *44*, 462-469.

- Dormal, V., & Pesenti, M. (2013). Processing numerosity, length and duration in a three-dimensional Stroop-like task: towards a gradient of processing automaticity? *Psychological Research, 77*, 116-127.
- Dormal, V., Seron, X., & Pesenti, M. (2006). Numerosity-duration interference: A Stroop experiment. *Acta Psychologica, 121*, 109-124.
- Droit-Volet, S., Clément, A., & Fayol, M. (2003). Time and number discrimination in a bisection task with a sequence of stimuli: A developmental approach. *Journal of Experimental Child Psychology, 84*, 63-76.
- Droit-Volet, S., Clément, A., & Fayol, M. (2008). Time, number and length: Similarities and differences in discrimination in adults and children. *The Quarterly Journal of Experimental Psychology, 61*(12), 1827-1846.
- Firestone, C., & Scholl, B. J. (2015). Enhanced visual awareness for morality and pajamas? Perception vs. memory in top-down effects. *Cognition, 136*, 409–416.
- Firestone, C., & Scholl, B. J. (2016). Cognition does not affect perception: Evaluating the evidence for “top-down” effects. *Behavioral and Brain Sciences, , e229*, 1–77.
- Gallistel, C. R., & Gelman, R. (1992). Preverbal and verbal counting and computation. *Cognition, 44*, 43-74.
- Gallistel, C. R., & Gelman, R. (2000). Non-verbal numerical cognition: From reals to integers. *Trends in Cognitive Sciences, 4*, 59-65.
- Gibbon, J., Church, R. M., & Meck, W. H. (1984). Scalar Timing in Memory. *Annals of the New York Academy of Sciences, 423*, 52-77.
- Gibbs, R. (2006). *Embodiment and cognitive science*. New York: Cambridge University Press.
- Griffiths, T. L., & Tenenbaum, J. B. (2011). Predicting the future as Bayesian inference: people combine prior knowledge with observations when estimating duration and extent. *Journal of Experimental Psychology: General, 140*, 725.



- Gu, B.-M., Meck, W. H. (2011). New perspectives on Vierordt's law: memory-mixing in ordinal temporal comparison tasks. In Vatakis A, et al. (Eds.): *Multidisciplinary Aspects of Time and Time Perception* (pp. 67–78). Berlin: Springer.
- Halberda, J. (2011). What is a Weber fraction? Available:  
<http://pbs.jhu.edu/research/halberda/publications/pdf/HalberdaWeberChp110124.pdf>.  
Accessed 10 September 2014.
- Hansen, T., Olkkonen, M., Walter, S., & Gegenfurtner, K. R. (2006). Memory modulates color appearance. *Nature Neuroscience*, 9, 1367–1368.
- Helson, H., & King, S. M. (1931). The tau effect: An example of psychological relativity. *Journal of Experimental Psychology*, 14, 202-217.
- Hurewitz, F., Gelman, R., & Schnitzer, B. (2006). Sometimes area counts more than number. *Proceedings of the National Academy of Sciences*, 103, 19599-19604.
- Huttenlocher, J., Hedges, L. V., & Vevea, J. L. (2000). Why do categories affect stimulus judgment? *Journal of Experimental Psychology: General*, 129, 220-241.
- Jazayeri, M., & Shadlen, M. N. (2010). Temporal context calibrates interval timing. *Nature Neuroscience*, 13, 1020-1026.
- Jones, B., & Huang, Y. L. (1982). Space-time dependencies in psychophysical judgment of extent and duration: Algebraic models of the tau and kappa effects. *Psychological Bulletin*, 91, 128-142.
- Lakens, D. (2012). Polarity correspondence in metaphor congruency effects: Structural overlap predicts categorization times for bipolar concepts presented in vertical space. *Journal of Experimental Psychology: Learning, Memory, and Cognition*, 38, 726–736.
- Lakoff, G., & Johnson, M. (1980). *Metaphors We Live By*. Chicago and London: The University of Chicago Press.

- Lakoff, G., & Johnson, M. (1999). *Philosophy in the flesh: The embodied mind and its challenge to western thought*. Chicago: University of Chicago Press.
- Lambrechts, A., Walsh, V., & van Wassenhove, V. (2013). Evidence accumulation in the magnitude system. *PloS ONE*, 8, e82122.
- Li, Y., & Dudman, J. T. (2013). Mice infer probabilistic models for timing. *Proceedings of the National Academy of Sciences*, 110, 17154-17159.
- Lourenco, S. F., Ayzenberg, V., & Lyu, J. (2016). A general magnitude system in human adults: Evidence from a subliminal priming paradigm. *Cortex*, 81, 93-103.
- Lourenco, S. F., & Longo, M. R. (2010). General magnitude representation in human infants. *Psychological Science*, 21(6), 873-881.
- Lourenco, S. F., & Longo, M. R. (2011). Origins and development of generalized magnitude representation. In S. Dehaene & E. M. Brannon (Eds.), *Space, time and number in the brain: Searching for the foundations of mathematical thought* (pp. 225–244). London: Elsevier
- Magnani, B., Oliveri, M., & Frassinetti, F. (2014). Exploring the reciprocal modulation of time and space in dancers and non-dancers. *Experimental Brain Research*, 232, 3191-3199.
- Manyam, V. J. (1986). A psychophysical measure of visual and kinaesthetic spatial discriminative abilities of adults and children. *Perception*, 15, 313–324.
- Martin, B., Wiener, M., & van Wassenhove, V. (2017). A Bayesian Perspective on Accumulation in the Magnitude System. *Scientific Reports*, 7.
- Matuschek, H., Kliegl, R., Vasishth, S., Baayen, H., & Bates, D. (2017). Balancing Type I error and power in linear mixed models. *Journal of Memory and Language*, 94, 305-315.
- McGurk, H., & MacDonald, J. (1976). Hearing lips and seeing voices. *Nature*, 264, 746-748.

- Meck, W. H., & Church, R. M. (1983). A Mode Control Model of Counting and Timing Processes. *Journal of Experimental Psychology: Animal Behavior Processes*, 9, 320-334.
- Meck, W. H., Church, R. M., & Gibbon, J. (1985). Temporal Integration in Duration and Number Discrimination. *Journal of Experimental Psychology: Animal Behavior Processes*, 11, 591-597.
- Meier, B. P., Robinson, M. D., Crawford, L. E., & Ahlvers, W. J. (2007). When “light” and “dark” thoughts become light and dark responses: Affect biases brightness judgments. *Emotion*, 7, 366–376.
- Meredith, M. A., & Stein, B. E. (1986). Visual, auditory, and somatosensory convergence on cells in superior colliculus results in multisensory integration. *Journal of Neurophysiology*, 56, 640-662.
- Merritt, D. J., Casasanto, D., & Brannon, E. M. (2010). Do monkeys think in metaphors? Representations of space and time in monkeys and humans. *Cognition*, 117, 191-202.
- Moon, J. A., Fincham, J. M., Betts, S., & Anderson, J. R. (2015). End effects and cross-dimensional interference in identification of time and length: Evidence for a common memory mechanism. *Cognitive, Affective, & Behavioral Neuroscience*, 15, 680-695.
- Nicholls, M. E., Lew, M., Loetscher, T., & Yates, M. J. (2011). The importance of response type to the relationship between temporal order and numerical magnitude. *Attention, Perception, & Psychophysics*, 73, 1604-1613.
- Oliveri, M., Vicario, C. M., Salerno, S., Koch, G., Turriziani, P., Mangano, R., et al. (2008). Perceiving numbers alters time perception. *Neuroscience Letters*, 438, 308-311.
- Ortega, L., & Lopez, F. (2008). Effects of visual flicker on subjective time in a temporal bisection task. *Behavioural Processes*, 78, 380–386.

- Petzschner, F. H., & Glasauer, S. (2011). Iterative Bayesian estimation as an explanation for range and regression effects: a study on human path integration. *The Journal of Neuroscience, 31*, 17220-17229.
- Petzschner, F. H., Glasauer, S., & Stephan, K. E. (2015). A Bayesian perspective on magnitude estimation. *Trends in Cognitive Sciences, 19*, 285-293.
- Piaget, J. (1969). *The child's conception of time*. New York: Ballantine.
- Pressey, A., & Moro, T. (1971). An explanation of Cooper and Runyon's results on the Mueller-Lyer illusion. *Perceptual and Motor Skills, 32*, 564-566.
- Rammsayer, T. H., & Verner, M. (2014). The effect of nontemporal stimulus size on perceived duration as assessed by the method of reproduction. *Journal of Vision, 14*, 17.
- Rammsayer, T. H., & Verner, M. (2015). Larger visual stimuli are perceived to last longer from time to time: the internal clock is not affected by nontemporal visual stimulus size. *Journal of Vision, 15*, 5.
- Rammsayer, T. H., & Verner, M. (2016). Evidence for different processes involved in the effects of nontemporal stimulus size and numerical digit value on duration judgments. *Journal of Vision, 16*(7), 13-13.
- Riemer, M., Trojan, J., Kleinböhl, D., & Hölzl, R. (2012). A “view from nowhen” on time perception experiments. *Journal of Experimental Psychology: Human Perception and Performance, 38*(5), 1118–1124.
- Schultz, L. M., & Petersik, J. T. (1994). Visual–haptic relations in a twodimensional size-matching task. *Perceptual and Motor Skills, 78*, 395–402.
- Shi, Z., Church, R. M., & Meck, W. H. (2013). Bayesian optimization of time perception. *Trends in Cognitive Sciences, 17*, 556-564.

- Schulze-Bonsel, K., Feltgen, N., Burau, H., Hansen, L., & Bach, M. (2006). Visual acuities “hand motion” and “counting fingers” can be quantified with the Freiburg visual acuity test. *Investigative Ophthalmology & Visual Science*, *47*(3), 1236-1240.
- Smith, L. B., & Sera, M. D. (1992). A developmental analysis of the polar structure of dimensions. *Cognitive Psychology*, *24*(1), 99-142.
- Sobel, K. V., Puri, A. M., Faulkenberry, T. J., & Dague, T. D. (2017). Visual search for conjunctions of physical and numerical size shows that they are processed independently. *Journal of Experimental Psychology: Human Perception and Performance*, *43*(3), 444.
- Srinivasan, M., & Carey, S. (2010). The long and the short of it: on the nature and origin of functional overlap between representations of space and time. *Cognition*, *116*, 217-241.
- Starr, A., & Brannon, E. M. (2016). Visuospatial working memory influences the interaction between space and time. *Psychonomic Bulletin & Review*, *23*, 1839-1845.
- Stavy, R., & Tirosh, D. (2000). *How students (mis-) understand science and mathematics: Intuitive rules*: Teachers College Press.
- Treisman, M. (1963). Temporal discrimination and the indifference interval: Implications for a model of the "internal clock". *Psychological Monographs*, *77*, 1-31.
- Trommershauser, J., Kording, K., & Landy, M. S. (Eds.). (2011). *Sensory cue integration*. Oxford University Press.
- van Rijn, H. (2016). Accounting for memory mechanisms in interval timing: a review. *Current Opinion in Behavioral Sciences*, *8*, 245-249.
- Wackermann, J., & Ehm, W. (2006). The dual klepsydra model of internal time representation and time reproduction. *Journal of Theoretical Biology*, *239*, 482-493.

- Walsh, V. (2003). A theory of magnitude: common cortical metrics of time, space and quantity. *Trends in Cognitive Sciences*, 7, 483-488.
- Walsh, V. (2014). A theory of magnitude: the parts that sum to numbers. In R. C. Kadosh & A. Dowker (Eds.), *The Oxford handbook of numerical cognition*. Oxford: Oxford University Press.
- Wang, R., & Cai, Z. G. (2017). *Cross-dimensional magnitude interaction is modulated by representational noise: Evidence from space-time interaction*.  
<https://psyarxiv.com/fmjks/>
- Wearden, J. H. (2003). Applying the scalar timing model to human time psychology: Progress and challenges. In H. Helfrich (Ed.), *Time and mind II: Information processing perspectives* (pp. 21-39). Göttingen: Hogrefe & Huber.
- Wearden, J. H., Denovan, L., Fakhri, M., & Haworth, R. (1997). Scalar timing in temporal generalization in humans with longer stimulus durations. *Journal of Experimental Psychology: Animal Behavior Processes*, 23, 502-511.
- Whalen, J., Gallistel, C., & Gelman, R. (1999). Nonverbal counting in humans: The psychophysics of number representation. *Psychological Science*, 10, 130-137.
- Witt, J. K., Proffitt, D. R., & Epstein, W. (2004). Perceiving distance: A role of effort and intent. *Perception*, 33, 577-590.
- Xuan, B., Zhang, D., He, S., & Chen, X. (2007). Larger stimuli are judged to last longer. *Journal of Vision*, 7, 1-5.
- Yates, M. J., Loetscher, T., & Nicholls, M. E. (2012). A generalized magnitude system for space, time, and quantity? A cautionary note. *Journal of Vision*, 12, 9-9.