



Article (refereed) - postprint

This is the peer reviewed version of the following article:

Maziarz, Marta; Grendelmeier, Alex; Wesolowski, Tomasz; Arlettaz, Raphael; Broughton, Richard K.; Pasinelli, Gilberto. 2019. **Patterns of predator behaviour and wood warbler *Phylloscopus sibilatrix* nest survival in a primaeval forest.** *Ibis*, 161 (4). 854-866, which has been published in final form at <https://doi.org/10.1111/ibi.12679>

This article may be used for non-commercial purposes in accordance with Wiley Terms and Conditions for Use of Self-Archived Versions.

© 2018 British Ornithologists' Union

This version available <http://nora.nerc.ac.uk/521098/>

NERC has developed NORA to enable users to access research outputs wholly or partially funded by NERC. Copyright and other rights for material on this site are retained by the rights owners. Users should read the terms and conditions of use of this material at <http://nora.nerc.ac.uk/policies.html#access>

This document is the authors' final manuscript version of the journal article, incorporating any revisions agreed during the peer review process. There may be differences between this and the publisher's version. You are advised to consult the publisher's version if you wish to cite from this article.

The definitive version is available at <http://onlinelibrary.wiley.com/>

Contact CEH NORA team at
noraceh@ceh.ac.uk

DR. MARTA MAZIARZ (Orcid ID : 0000-0002-2921-5713)

MR. RICHARD KENNETH BROUGHTON (Orcid ID : 0000-0002-6838-9628)

Article type : Original Paper

Editor : MacPherson, Maggie

Running head: Patterns of predator behaviour and Wood Warbler nest survival

Patterns of predator behaviour and Wood Warbler *Phylloscopus sibilatrix* nest survival in a primeval forest

MARTA MAZIARZ ^{1,2,3*}, ALEX GRENDDELMEIER ¹, TOMASZ WESOŁOWSKI ³,
RAPHAËL ARLETTAZ ^{4,5}, RICHARD K. BROUGHTON ⁶ & GILBERTO PASINELLI ¹

¹ *Swiss Ornithological Institute, Seerose 1 CH-6204 Sempach, Switzerland*

² *Museum and Institute of Zoology, Polish Academy of Sciences, Wilcza 64, 00 679 Warsaw, Poland*

³ *Laboratory of Forest Biology, Wrocław University, Sienkiewicza 21, 50 335 Wrocław, Poland*

⁴ *Division of Conservation Biology, Institute of Ecology and Evolution, University of Bern, Baltzerstrasse 6, 3012 Bern, Switzerland*

⁵ *Swiss Ornithological Institute, Valais Field Station, rue du Rhône 11, 1950 Sion, Switzerland*

⁶ *Centre for Ecology & Hydrology, Maclean Building, Benson Lane, Crowmarsh Gifford, Wallingford, OX10 8BB*

Corresponding author.

Email: mart.ann.maz@gmail.com , ORCID iD: 0000-0002-2921-5713

This article has been accepted for publication and undergone full peer review but has not been through the copyediting, typesetting, pagination and proofreading process, which may lead to differences between this version and the Version of Record. Please cite this article as doi: 10.1111/ibi.12679

This article is protected by copyright. All rights reserved.

Understanding the foraging behaviour of predators is key to interpreting the role of anti-predator adaptations of birds in reducing nest losses. Conducting research in primeval habitats, with low direct human interference, is particularly valuable in the understanding of predator-prey interactions. Using nest cameras, we investigated the identity and behaviour of potential and actual predators appearing at Wood Warbler *Phylloscopus sibilatrix* nests, and the importance of different predator groups for nest survival, in the primeval part of Białowieża Forest (Poland). Mammals formed the main predator group (30 of 32 nest depredations), particularly medium-sized carnivores (24 of 32), which attacked nests more frequently than merely passing by. This contrasted with other species, especially small rodents that were commonly recorded near nests but rarely attacked them. Most nest attacks (22 of 32) took place at night and nest survival did not depend on nest visibility, indicating a reduced utility of nest concealment in defence against predators using mainly sound or olfaction when hunting. Daily nest survival declined strongly with nest progression (from egg-laying to fledging of chicks), likely due to increased predator detection of nests containing older and louder chicks, and not due to increasing parental activity at nests during the day. The set of actual nest predators differed from some previous studies in human-transformed habitats, showing that Wood Warblers may face differing threats in modified versus near-pristine environments.

Keywords: camera traps, Białowieża Forest, predation, songbird.

Predation is a major selective force shaping the evolution of animals, and the dominant cause of breeding failure in birds. To survive and reproduce, songbirds (Passeriformes) have evolved various behavioural and morphological adaptations to minimize the hunting efficacy of predators plundering their nests (e.g. Edmunds 1974, Lima & Dill 1990, Lima 2009). As different nest predators employ varying hunting methods, the

Accepted Article

overall threat posed to nesting birds depends on the diversity and individual abundance of species among the local predator community (e.g. Picman & Schriml 1994, Thompson 2007, Weidinger 2010). To understand and correctly interpret the anti-predator adaptations of birds, it is necessary to determine the identity and foraging behaviour of the nest predators.

In ecosystems that are significantly modified by humans, such as secondary forests, predator species composition may differ from that of primeval conditions (Tomiałojć *et al.* 1984). Human persecution typically results in an impoverished predator fauna in managed forests (Reynolds & Tapper 1996), although some predators may benefit from human activities and increase their abundance beyond that seen in natural forests (Andrén *et al.* 1985, Thompson 2007). As such, conclusions inferred from predator-prey dynamics based only on studies from modified habitats may not be representative of the selection pressures that produced current anti-predator adaptations, due to differences in the predator community between pristine versus altered habitats.

Primeval forests, comprising old-growth stands with minimal direct human impact, have survived in only a few places in Europe, including the strictly protected region (47 km²) within the Białowieża National Park (hereafter BNP) in eastern Poland (for definition and detailed description see Tomiałojć *et al.* 1984, Tomiałojć 1991, Tomiałojć & Wesołowski 2004). These forest stands represent a relic of the lowland mixed-deciduous forests that formerly covered much of temperate Europe (Wesołowski 2007). The predator fauna of BNP consists of at least 30 species of birds and mammals which habitually depredate birds and/or their nests (Tomiałojć *et al.* 1984). This predator community comprises diurnal and nocturnal species that use a variety of methods for nest detection and attack, including vision, olfaction, and/or sound, and pose a substantial threat to avian prey species (Wesołowski & Tomiałojć 2005).

Prior research of the predators attacking camera-monitored bird nests come mostly from fragmented, secondary forests (e.g. Schaefer 2004, Weidinger 2010, Mallord *et al.* 2012, Grendelmeier *et al.* 2015, Bellamy *et al.* 2018, Maziarz *et al.* 2018), and comparable data are lacking from temperate habitats with little human interference. Thus, it is unknown whether nest predators documented so far are representative of the primeval conditions in which the birds' adaptations have evolved. Furthermore, there are no data documenting the incidence of predators passing near birds' nests but not attacking them. Therefore, it is difficult to draw conclusions regarding the potential risk posed by different species to nesting birds in relation to the success of avian behavioural adaptations in evading the threat of predation.

We investigated patterns of Wood Warbler *Phylloscopus sibilatrix* nest predation in the temperate primeval forest of BNP using cameras to record the identity, incidence and behaviour at nests of individual species from among the diverse predator community. First, we predicted that predator species would differ in their efficacy to predate nests, and that efficient species would attack nests more often than merely pass them by. We addressed this prediction by quantifying the relative incidence of small rodents, carnivores and other potential predators passing by Wood Warbler nests, and the frequency of their respective nest attacks.

Second, we tested whether the diel pattern of nest predation depended on the predator species (e.g. Benson *et al.* 2010, Weidinger 2010). If visually-oriented species (e.g. diurnal birds) were the main nest predators, Wood Warbler nests would be primarily predated during daylight hours. Alternatively, if species mainly relying on sound or olfaction (most mammals) to detect prey were the most frequent nest predators, then nocturnal attacks would dominate. We presumed that visually-oriented predators would be most efficient in detecting the nests during daylight hours, while predators using mainly sound or olfaction for prey detection would also efficiently hunt their prey at night. If correct, visually-oriented predators would attack the nests more

often than merely passing them by during daylight hours, while the opposite daily pattern would be expected for species using mainly sound or olfaction for prey detection.

Third, if visually-oriented predators predominated, Wood Warblers would be able to mitigate the threat by concealing their nests. Consequently, nest survival would decrease with nest visibility (Grendelmeier *et al.* 2015). In contrast, if mammalian predation predominated, nest survival would be unrelated to nest visibility, as hiding the nest would be ineffective in impairing its detection by predators using sound or olfaction for hunting prey (e.g. Holway 1991, Pietz & Granfors 2000).

Finally, we evaluated whether survival of nests monitored with cameras differed from those monitored without them and tested other factors that were previously found to influence Wood Warbler nest survival (Wesołowski 1985, Wesołowski & Maziarz 2009, Mallord *et al.* 2012, Grendelmeier *et al.* 2015). Nest progression (from egg-laying to fledging of chicks) is generally associated with increasing parental activity over time that may attract predators (Martin *et al.* 2000, Zanette *et al.* 2011), so we expected reduced nest survival in later stages of nesting. We further hypothesized that the relationship between nest survival and nest visibility might vary between habitat types, study plots, years, or in relation to timing of breeding (e.g. between early and late breeding attempts) due to, for example, possible spatial and temporal variation in predator abundance and/or activity (Thompson & Burhans 2003, Benson *et al.* 2010). We therefore assessed the importance of the interactions between nest visibility and these factors in explaining variation in nest survival.

METHODS

The Wood Warbler is a small (10 g) songbird that breeds in temperate European forests. Immediately after arrival in April or early May from wintering grounds in equatorial Africa, females construct a well-camouflaged nest consisting of a cup of woven grass and animal hair, and a domed roof of leaves and grass (Cramp 1992).

The nest is situated in a scrape on the forest floor, hidden amongst herbs and grasses (Wesołowski 1985), but easily accessible to all potential nest predators. Consequently, predation constitutes the main cause of Wood Warbler nest failure, accounting for 79-95% of losses (Wesołowski 1985, Wesołowski & Maziarz 2009, Mallord *et al.* 2012, Grendelmeier *et al.* 2015, Bellamy *et al.* 2018).

Study site

The study was conducted in 2015 and 2016 mainly within three permanent plots situated in the strictly protected area within BNP (52°29'-52°57' N, 23°31'-24°21' E), distributed 1-2 km apart. Two of the plots, M (54 ha) and W (50 ha), contain stands of mostly Hornbeam *Carpinus betulus*, Small-leaved Lime *Tilia cordata*, Pedunculate Oak *Quercus robur*, Norway Spruce *Picea abies* and Norway Maple *Acer platanoides*. The soil is usually dry to moist with a predominantly moderate and low (0-0.5 m) herb layer and a sparse shrub layer. The third plot, N (50 ha), consists of mixed-coniferous stands of Norway Spruce and Scots Pine *Pinus sylvestris* with an admixture of mature birch *Betula* spp. and Pedunculate Oak *Quercus robur*, and some patches of young deciduous trees. The soil is sandy and dry with a relatively sparse herb-layer and few shrubs. Fallen logs and branches are frequent in plots M and W, and superabundant in plot N. For a detailed description of the plots see Tomiałojć *et al.* (1984) and Wesołowski *et al.* (2015).

Nesting data

Searches for Wood Warbler nests were performed between early May and mid-July during daily visits to the plots. Approximately 80-90% of all nests that were initiated in 2015 and 2016 were located, based on the number of recorded territories and male behaviour indicating pairing (Cramp 1992). Nests found c. ≥ 1 km outside of the plots in the same habitat types were also included in the analyses and constituted 9% of the total 176 nests.

Nests were mostly (64%) found at the building or egg-laying stages. They were typically inspected every 3-5 days (range 1-9 days) until young fledged or the nest failed, to determine the dates of egg laying, hatching, fledging and the nest outcome. For nests found after incubation had commenced, laying date was back-calculated by assessing embryo development by 'candling' (Ojanen & Orell 1978) and hatching date by the nestling growth stage (Wesołowski & Maziarz 2009). Calculations assumed one egg was laid per day, clutches consisted of 6 eggs, an incubation period of 13 days beginning with laying of the last egg, and a nestling period of 13 days after hatching. The clutch size and duration of the incubation and nestling periods corresponded to the median values in BNP (Wesołowski & Maziarz 2009, M. Maziarz unpubl. data).

To identify predators and record their behaviour at nests, we used PC900 HyperFire Professional High Output Covert camera traps (dimensions: 14 x 11 x 8 cm; Reconyx Inc., Holmen, Wisconsin, USA), which incorporated 'no glow' infrared technology that produced no visible light during activation (Reconyx, Inc. 2013). The cameras were deployed at 39 nests during the egg-laying or incubation stages, distributed evenly across the plots. Nests were monitored continuously until nest failure or fledging of the young, when cameras could be re-deployed at other active nests at various stages, giving 85 camera-monitored nests in total ($n = 34$ in plot M, $n = 23$ in plot N, $n = 21$ in plot W and $n = 7$ outwith the plots).

Accepted Article

Cameras were installed c. 1 m from a nest, typically mounted 0.6 m above ground on wooden stakes and positioned to provide a 1-2 m field of view of the nest entrance and its immediate surroundings. Cameras were programmed to capture 10 images at 1 s intervals when triggered (0.5 s trigger speed reported by the manufacturer), with one control image every 15 min (time lapse setting). Cameras were visited for several minutes every 3-6 days to check and/or replace batteries and memory cards, which usually coincided with the nest check to minimise observer's visits at nests. No nest desertions occurred due to camera installation.

Once nestlings were 10 days old (day of hatching = day 0) and capable of escaping predators (Wesołowski & Maziarz 2009), all nests were checked daily from a distance to avoid premature fledging. Breeding attempts were treated as successful if a camera recorded the young leaving the nest. In cases where fledging was not recorded, or for nests without cameras, success was inferred if fresh droppings of young that were aged 10-12 days old were present next to the nest and/or fledglings or an adult carrying food was found nearby. In the absence of such signs on a minimum of two visits (of 30-60 minutes), the breeding attempt was treated as a failure along with nests that were destroyed and/or when the contents disappeared before young were 10 days old.

Causes of failure at nests monitored with cameras were based on picture evidence. At nests where the evidence was unclear, and those not monitored by cameras, causes of failure were based on descriptions of the nest and surroundings, and classified as: 'predation' or other causes of nest failure (Table 1).

Nest visibility

To examine the impact of nest visibility on nest survival, this characteristic was recorded within several days of finding each nest, mainly during the egg-laying and incubation period (105 of 162 nests), and less frequently at the hatching (20 nests), nestling (26), or post-fledgling (11) stages.

Visibility of each nest was assessed by a human observer from 20-30 cm above the ground (i.e. at the approximate height of a medium-sized predator) standing about 1.5 m from the nest, and classified as '0' if the nest was mostly/completely hidden, '0.5' if approximately 50% of the nest was visible, or '1' if mostly/fully visible. The scores were taken from five angles: entrance, right and left sides, back, and top of the nest, and summed to obtain the index of nest visibility. The index ranged from '0' when the nest was invisible from all angles to '5' when the nest was fully visible from all around.

Predator data analyses

To test whether the recorded nest predator species differed in their efficacy to detect nests, we compared the incidence of potential predator species passing by the nests and not attacking them with the corresponding incidence of actual attacks. For this purpose, we used a two-tailed Fisher exact test. We classified potential predators as all species of animals that were previously recorded in the literature preying on nests of Wood Warblers or other bird species, but were passing in the vicinity of nests and not actually attacking them in this instance. In the analyses, we included only the cases when potential predators came within approximately 1 m of an active camera-monitored nest. We grouped the potential predators to small rodents, carnivores and 'other' species (Tables S1 & S2) to investigate which group posed the greatest threat to Wood Warbler nests.

To investigate the diel pattern of nest predation, the occurrence and behaviour of potential predators (i.e. passing by but not attacking) and actual predators (i.e. attacking the nests) was recorded with the date and time stamped on the images. The images were later classified according to the predator group (small rodents, carnivores, other species), presence of an adult warbler in the nest (present/absent), and time of day. The latter was used to assign events at the nest as occurring during the 'day' (sunrise to sunset where sunrise from May till mid-July was between 4:05 h and 4:53 h local time, UTC + 2 h, and sunset between 19:51 h and 20:50 h) or during the 'night' (sunset to sunrise). To investigate the hunting efficacy of predators that mostly relied on vision, olfaction and/or sound when attacking the nests, we used a two-tailed Fisher exact test that assessed the difference in the number of events when predators were passing or attacking the nests in relation to day or night.

We used GLMM (generalized linear mixed-effects models) with a logit link function and binomial error structure to test whether the likelihood of a nest being attacked (including cases when at least one young survived) or passed within 1 m by a predator (response variable) was related to nest visibility. In the analysis, nest identity was included as a random effect to account for the inter-dependency arising from using multiple observations per nest when potential predators sequentially appeared at the same nests. We used GLM (generalized linear model) with a logit link function and binomial error structure to test whether the likelihood of a nest being attacked or not (response variable) depended on the number of events of potential predators passing by the nests (including cases when no potential predator was recorded).

Nest survival analyses

Survival analyses included all nests in which egg-laying had commenced and from which the outcome (successful or failed) and nest visibility was known ($n = 157$ nests). To analyze nest survival, we used the logistic-exposure method (Shaffer 2004, Grant *et al.* 2005) and considered the number of days a nest was known to be active (hereafter referred to as nest exposure), thereby accounting for the number of days a nest was exposed to predators and other threats. The duration of nest exposure lasted from the day of finding the nest or, for those found during building, the day that the first egg was laid, until nest failure or fledging of the chicks (Mayfield 1961, Hazler 2004). For nests with cameras, the dates of fledging and failure were recorded directly. For nests without cameras, or if fledging was not recorded on camera, fledging date was the day on which a nest was found to be empty after being active on the previous day. The date of nest failure was assessed with an accuracy of 1-5 days and corresponded to the median date between visits when the nest was found to have been lost and when it was last active (Hazler 2004).

For each nest, its survival was coded and modelled as a binary response variable ('1' if still active or successful, '0' if failed) on a day-by-day basis using a logit link function and binomial error structure with generalized linear mixed effects models (GLMM). Hence, each nest provided multiple data points, and we accounted for this dependency with a random effect of nest identity.

We tested (1) whether survival of nests monitored with cameras differed from those monitored without them, and (2) if nest survival was related to nest visibility. Additionally, we tested (3) how factors such as habitat type (mixed-coniferous or deciduous stands), study plot (M, N, W, Other), study year (2015 or 2016), timing of breeding (relative 1st egg date corresponding to the number of days from the annual median of egg-laying commencement) and/or nest progression (the number of days

since the first egg was laid until fledging or failure) might affect the relationship between nest survival and nest visibility. A detailed description of all explanatory variables is included in the supplementary material (Table S3). To test if nest survival decreased with increasing nest visibility, we treated the nest visibility index as a linear variable. All continuous variables were z-transformed prior to analysis.

Using the dredge function in the MuMIn package (Bartoń 2018), we created a set of candidate models represented by GLMMs as specified above. We selected a subset of models that all contained nest visibility index (fixed effect) with all possible (additive) combinations of other factors (all fixed effects), such as habitat type, study plot, study year and timing of breeding (relative 1st egg date). Presuming a strong decline of nest survival with nest progression (Wesołowski 1985, Mallord *et al.* 2012, Grendelmeier *et al.* 2015), we added the linear (fixed) effect of nest progression in all models, including the null model. Next, models with interactions were added to test if the potential effect of nest visibility on nest survival differed over space and time. In addition to nest progression (see above), these models contained the main effects and interactions of nest visibility and (1) habitat type, (2) study plot, (3) study year, (4) the linear (fixed) effect of relative 1st egg date, or (5) the interaction of nest progression (after confirming that the models with linear effects were more parsimonious than models with quadratic effects). Finally, we added a model containing an additive (fixed) effect of camera presence, and the null model.

We merged all of these 23 candidate models and performed model selection across all of them using the MuMIn package. Candidate models were ranked by the small-sample-size corrected version of Akaike's information criterion (AICc), with the most parsimonious (and best supported) model being indicated by the lowest AICc value. To account for model selection uncertainty (Burnham & Anderson 2002), estimates and 95% confidence intervals (CI) of all variables were calculated by model averaging across all candidate models.

Daily nest survival rates were calculated for the 31-day nesting period (the median duration in our study) using the inverse logit distribution function of the bootstrapped (10000 replicates) intercept and estimate of the top model, produced by the GLMM (lme4 and arm packages; Bates *et al.* 2015, Gelman & Su 2016).

All statistical analyses were performed in R version 3.4.4 (The R Core Team 2018).

RESULTS

Predator behaviour recorded at camera-monitored nests

A potential predator was recorded passing by, but not attacking, 40 of 85 camera-monitored nests. This occurred from once (17 of 40 nests) to up to five times (3 cases) at an individual nest and involved between one (28 of 40 nests) and three (4 cases) potential predator species. In total, eleven species of potential predators were recorded by cameras (Table 2). At 23 of the 85 nests no predator was recorded, but five of these nests failed due to Common Cuckoo *Cuculus canorus* parasitism (3) or desertion (2).

Non-attacking predators detected by cameras at 40 nests appeared to be foraging nearby in 26 of 87 incidences. Occasionally a Yellow-necked Mouse *Apodemus flavicollis* (4 events) inspected a nest containing chicks aged ≥ 8 days, or a Pine Marten *Martes martes* (2) investigated the nest containing a brooding warbler parent or nestlings aged 8 days, but without attacking (see example in Fig. S1a). Of 26 cases where a potential predator passed by or over a nest containing an adult warbler sitting inside (presumably females, which incubate the eggs and brood young alone; Cramp 1992), only two birds fled while the others sat tightly throughout the encounter (see example in Fig. S1b).

Cameras recorded actual attacks at 36 of 85 nests, identifying nine predator species at 32 of these (Table 2; see examples in Fig. S2). Five recorded attacks involved the same predator species that was previously recorded passing the nest. Another five

Accepted Article

attacks involved a different species from that initially detected, and four attackers were unidentified at nests where a potential predator was previously recorded passing by. Whether a nest was attacked or not did not depend on the number of cases when potential predators passed the nests (GLMM, estimate = 0.040 ± 0.22 se, $P = 0.86$), with an average of 1.1 ± 1.6 sd ($n = 36$ individual nests) cases for attacked and 1.0 ± 1.3 sd ($n = 49$) cases for nests that were not attacked. Of ten attacks, an adult warbler within the nest managed to escape at the last moment in eight cases, but two others were probably caught by the predator. In six attacked nests containing young aged 10-12 days, at least one chick managed to escape.

Carnivores, mainly Red Fox *Vulpes vulpes* and Pine Marten, were recorded attacking the nests most often (Table 2). Compared to small rodents (*Apodemus* or *Myodes* spp.) and other species, this set of main predators depredated nests (24 of all 32 attacks) significantly more often than merely passing them (16 of all 87 events; Fisher exact test, $P < 0.001$; Table 2). In contrast, small rodents only occasionally attacked nests (2 of 32 attacks), and significantly less often than just appearing nearby relative to all other predators (50 of 87 events; Fisher exact test, $P < 0.001$; Table 2). The attacks included a Yellow-necked Mouse recorded killing and removing chicks from a nest and a Bank Vole *Myodes glareolus* repeatedly disturbing a nest during the night, followed by the disappearance of the female warbler and eggs by the next nest check. Compared to carnivores and small rodents, other predators attacked nests at a similar frequency to passing them by (Fisher exact, test $P = 0.63$; Table 2).

In total, 30 of 32 recorded attacks involved mammals, with the only avian predator being a Great Spotted Woodpecker *Dendrocopos major* (Table 2). The majority, 22 of 32 recorded nest attacks took place at night, and mainly by carnivores (18 of 22 nocturnal attacks by all species; Fig. 1). The frequency of carnivores attacking nests was greater at night (18 of 24 carnivore attacks) than during the day, which contrasted

with their incidence of passing by a nest (10 diurnal occurrences among 16 events; Fisher exact test, $P = 0.025$; Fig. 1).

The chances of a nest being attacked or passed by a predator did not depend on the nest visibility (GLMM, estimate = 0.050 ± 0.14 se, $P = 0.73$). After excluding the 14 nests which were both passed and attacked, the nest visibility index averaged 1.83 ± 1.41 sd ($n = 20$ individual nests) for attacked nests and 1.79 ± 1.35 sd ($n = 24$) for nests that were passed by.

Factors affecting nest survival

In 2015 and 2016, 81 of 176 Wood Warbler nests failed, with predation being the major cause (64 of 81 failed attempts). Minor causes of nest failure included trampling by Wild Boar *Sus scrofa* or another unrecorded animal (2 cases), failure of eggs to hatch (3), cuckoo parasitism (4) and desertion (8). At least two cases of the latter probably were also caused by a predator's presence/attack, as indicated by field signs (presence of Wood Warbler tail feather at the nest entrance) and camera imagery (disappearance of an incubating female after nest investigation by a Pine Marten).

Nest survival was unrelated to the presence or absence of a camera at nests, indicating that it did not influence predator behaviour. Although the $\Delta AICc$ of the model containing the factor 'camera' was < 2 relative to the top model, the 95% CI of the estimate for this variable overlapped with zero (Tables 3 & 4). Furthermore, nest survival of all monitored nests was unrelated to nest visibility, with the null model being the top one, and the 95% CI of the estimate for nest visibility index overlapping with zero (Tables 3 & 4; the proportion of predated and all nests in relation to nest visibility are shown in Fig. 2).

The relationship between nest survival and nest visibility was not related to year, habitat type, study plot or timing of breeding, as the ΔAICc of models containing the interactions between nest visibility and these variables was always > 2 compared to the top model (Table 3; the number of predated, otherwise failed and successful nests in different study plots, habitats, years and in relation to timing of breeding are given in Table 5). Although a well-supported model (with $\Delta\text{AICc} \leq 2$) included the interaction between nest visibility index and nest progression (Table 3), 95% CI of the estimate for this interaction overlapped with 0 (Table 4).

Nest survival decreased strongly with nest progression (Fig. 3), however, which featured in the top model, and the 95% CI of the estimate for nest progression was below 0 (Tables 3 & 4). Based on this model, daily nest survival averaged 0.980 (95% CI: 0.948-0.996) over all 157 nests that were successful or failed, and mean nest survival for the 31-day nesting period was 0.536 (95% CI: 0.423-0.642). Nest survival was also lowest in plot W (Table 4).

DISCUSSION

The results from camera-monitoring of ground-nesting Wood Warblers in BNP showed that predator species differed in their efficacy to detect and attack nests. Carnivores, particularly foxes and martens, were the most common nest predators, forming the only group that attacked nests more often than appearing nearby. In contrast, small rodents, such as mice or voles, were recorded at nests most frequently, but their nest attacks were rare. Other predator species attacked nests at a similar frequency to passing them by. These findings indicated that carnivores posed the greatest direct threat to ground-nesting Wood Warblers by being particularly effective in predated the nests, while the direct risk from other species, including small rodents, was negligible.

By observing nests in widely distributed plots, and additional nests located outside of them, we aimed to minimise any potential bias of recording the same individual predators at multiple nests within their large home ranges (Goszczyński 2002, Zalewski *et al.* 2004). Despite this, the high frequency of a Red Fox passing and attacking Wood Warbler nests in one plot (M) in 2016 (Tables S1 & S2) suggested a single animal whose home range covered much of the plot and was particularly successful in preying on Wood Warbler nests. Nevertheless, carnivore predation may have also been under-recorded in other study plots, where there were fewer camera traps than in plot M (see Methods). This may include plot W, where nest predation was highest and the remains of nests unmonitored by cameras suggested frequent predation by carnivores (M. Maziarz unpubl. data). The relatively common records of Yellow-necked Mice passing nests in plot W (Tables S1 & S2) may reflect a locally higher density of these animals. These potential biases did not appear to have greatly affected the observed patterns of Wood Warbler nest survival, however, which was similar for camera-monitored and other nests. The ratio of the number of events of predator species passing and attacking nests in different study plots was also comparable. Thus, the results of the frequency of predator species recorded at nests were considered a reliable indicator of predator activity and the specific threats posed to ground-nesting birds (Schmidt *et al.* 2006).

Our study supports the low incidence of nest predation by small rodents found in nest camera studies elsewhere (Mallord *et al.* 2012, Grendelmeier *et al.* 2015, Bellamy *et al.* 2018, Maziarz *et al.* 2018). This indicates that rodent predation of nests is unlikely to be a main driver of the inverse fluctuations in the numbers of these animals and breeding Wood Warblers, as reported from BNP and other populations across Europe (Wesołowski *et al.* 2009, Szymkowiak & Kuczyński 2015, Pasinelli *et al.* 2016, A. Grendelmeier unpubl. data). Nevertheless, abundant small rodents on the forest floor might have a pivotal indirect effect on the settlement decisions of breeding Wood

Accepted Article

Warblers; by attracting rodent-hunting specialists, like foxes or martens, that hunt prey on the ground where the birds' nests are also situated, small rodents could be responsible for increased nest losses of birds in years of rodent outbreaks (Jędrzejewska & Jędrzejewski 1998, Wesołowski *et al.* 2009, A. Grendelmeier unpubl. data). If this hypothesis is correct, Wood Warblers could use rodent activity on the forest floor as an indicator of the predation risk from carnivores, which are particularly effective in predated the nests, to reduce the likelihood of nest failure by avoiding settling in areas of high rodent abundance (Wesołowski *et al.* 2009, A. Grendelmeier unpubl. data). Further investigations are necessary to fully explore these relationships.

The actual and potential predators recorded at Wood Warbler nests in BNP included birds and mammals, but predatory attacks were carried out almost exclusively by mammals, and mainly at night. Our results were consistent with previous observations of the same or other mammalian species predated bird nests, typically at night (e.g. Picman & Schriml 1994, Pietz & Granfors 2000, Schaefer 2004, Teunissen *et al.* 2008, Weidinger 2010, Meisner *et al.* 2014). These results supported the expectation of the predominantly nocturnal nest predation by species that use mainly sound or olfaction for prey detection. Additionally, as nocturnal attacks by carnivores in BNP happened more often than expected from the diel activity of these predators passing by the nests, carnivores seemed to be particularly efficient in finding nests after nightfall. This might be due to increased hunting activity of these predators at night (Wereszczuk & Zalewski 2015, Mason *et al.* 2018), when small rodents were also more active on the forest floor (Fig. 1). However, Wood Warbler chicks might also create sounds by moving around in the nest, which could attract hunting carnivores. During the day, parent Wood Warblers outside the nest can alert their chicks to be quiet by producing alarm calls in reaction to a nearby predator (Cramp 1992, Maziarz *et al.* 2018), but this is unlikely at night when adults are roosting.

The results for all Wood Warbler nests showed that nest survival decreased from the egg stage to the end of the nestling period, which was mainly due to predation and in line with previous studies (Wesołowski 1985, Wesołowski & Maziarz 2009, Mallord *et al.* 2012, Grendelmeier *et al.* 2015). A higher rate of nest predation in the nestling period is commonly attributed to increased parental activity at the nest as the chicks develop (Martin *et al.* 2000, Zanette *et al.* 2011). However, this cannot explain the observed pattern in the current study, as most attacks occurred at night when parental feeding ceases. Instead, increased predator detection of nests containing older and louder chicks could underlie this result.

In contrast to previous Wood Warbler studies (Wesołowski 1985, Wesołowski & Maziarz 2009, Mallord *et al.* 2012, Grendelmeier *et al.* 2015), nest survival varied little with timing of breeding, between years, or habitats in BNP, suggesting low temporal and spatial variation in the predation pressure on ground-nesting Wood Warblers within the breeding season as well as in the habitats and years studied.

Successful nesting due to predator avoidance can result from several scenarios, such as a potential predator not occurring at a nest, failing to detect the nest when in the vicinity, or detecting a nest but not attacking it, perhaps through distraction or disinterest. Additionally, a predator attack may be ineffective due to the defences or escape of birds in the nest. In this study, potential predators did not occur at 27% of 85 camera-monitored nests and they were recorded passing by at almost half of nests. In at least one third of the occasions when a potential predator was foraging near a camera-monitored nest, it probably passed it by due to a failure to recognise or detect a nest (Schmidt 1999). On another six occasions, when predators inspected nests without attacking them, Wood Warblers might have deterred or repelled predators by producing 'hissing' calls (such defensive behaviour was found in several songbirds, including Wood Warblers; Cramp 1992, Zub *et al.* 2017). These defensive behaviours and 'near misses' could be important, as if all of the situations when a predator was

recorded near a nest had ended with a successful attack, then the proportion of depredated nests would be 66%. In addition, had at least one Wood Warbler nestling not escaped from each of six other nests that were attacked, the proportion of complete losses to predation at camera-monitored nests would be 73% instead of the 35% recorded. Thus, the breeding success of birds could be enhanced by their various anti-predator strategies, although it might also depend on the random probability of potential predators appearing at nests while actively hunting and detecting nests.

As expected from the predominance of predation by mammals (94% of attacks where the predator species could be identified were by mammals), we found no relationship between nest survival and nest visibility, as also shown in a previous study of Wood Warblers in BNP (Wesołowski 1985). As such, it seems that hiding a nest would give Wood Warblers little defence against mammals, although it could impair nest detection by visually-oriented predators. However, this pattern contrasted with findings from Switzerland and the UK, where predation by birds was more common (Grendelmeier *et al.* 2015, Bellamy *et al.* 2018). In Switzerland and Germany, mammals accounted for respectively 63% and 58% of predation events (Grendelmeier *et al.* 2015, P. Stelbrink unpubl. data). In the UK, birds have been recorded as being responsible for most predation events (e.g. 93% in Wales, Mallord *et al.* 2012; 66-68% in Devon, Bellamy *et al.* 2018), although it constituted only 41% of all predation records in the New Forest (UK; Bellamy *et al.* 2018). The disparities in communities of Wood Warbler nest predators between regions could be a legacy of human activity influencing geographical distribution, local abundance and/or behaviour of predator species, compounded by modification of habitat structure. Several mammals found attacking Wood Warbler nests in BNP are absent or scarce in the UK due to human activity (IUCN 2017), although most species recorded in BNP are also relatively common in Switzerland (IUCN 2017). Almost all nest predators detected in Western Europe are found in BNP (Tomiałojć *et al.* 1984, Wesołowski 1985, Mallord *et al.* 2012,

Grendelmeier *et al.* 2015, Maziarz *et al.* 2018), but only some of them were recorded attacking Wood Warbler nests in BNP. A particularly striking difference concerned the Eurasian Jay *Garrulus glandarius*, which was a major nest predator of Wood Warblers in Western Europe (Mallord *et al.* 2012, Grendelmeier *et al.* 2015, Bellamy *et al.* 2018, Maziarz *et al.* 2018, P. Stelbrink unpubl. data), but was unrecorded attacking nests in BNP despite being common in the forest (Tomiałojć *et al.* 1984, Wesolowski *et al.* 2015). This differing impact of jays on Wood Warblers in the near-primeval versus anthropogenically transformed habitats could be due to the relative abundance of predators and prey, and/or differences in habitat structure which may influence predator behaviour (e.g. Andrén *et al.* 1985, Andrén 1992).

Predation has long been recognized as an important selective pressure shaping the evolution of reproductive behaviour in birds and other animals. However, many studies of predator-prey interactions are carried out in habitats that are heavily affected by humans. Our study shows that the community of species preying Wood Warbler nests can differ between primeval and anthropogenically modified forests, and this might affect the patterns of nest predation. Whilst some defences, such as nest concealment, may be relatively ineffective against nocturnal carnivores, they may be crucial in avoidance of visually-oriented nest predators. Thus, studies conducted across species' ranges and in different habitats are needed to increase our understanding of how selection, imposed by predators, acts on potential prey species in circumstances varying with anthropogenic pressures.

The authors are very grateful to M. Cholewa, M. Czuchra, G. Hebda, and P. Rowiński for their participation in fieldwork, including nest finding and checking. We thank two anonymous reviewers for useful comments. The kind cooperation of the Białowieża National Park administration was also highly appreciated. Cameras were provided by

the University of Bern, Switzerland. This work was funded by the Swiss Ornithological Institute, Sempach.

Online Supporting Information:

Figure S1. Examples of potential predators passing by and not attacking (a, b, c, d) Wood Warbler *Phylloscopus sibilatrix* nests. Red arrows indicate nest location.

Figure S2. Examples of predators attacking (a, b, c) Wood Warbler *Phylloscopus sibilatrix* nests. Red arrows indicate nest location.

Table S1. The number of events in which different potential predator species were recorded passing and not attacking Wood Warbler *Phylloscopus sibilatrix* nests in the study plots (M, N, W), or outwith the plots (Outside), in 2015-2016; in 2015 and 2016, respectively 41 and 44 nests were monitored with cameras; _c carnivores, _r small rodents, _o other.

Table S2. The number of events in which different actual predator species were recorded attacking Wood Warbler *Phylloscopus sibilatrix* nests in the study plots (M, N, W) or outwith the plots (Outside), in 2015-2016. The 'unknown' predator was not caught by the camera, but the traces such as an empty nest when young should have been present, damaged eggs or dead young, indicated predation; in 2015 and 2016 respectively, 41 and 44 nests were monitored with cameras; _c carnivores, _r small rodents, _o other.

Table S3. Variables used in the modelling daily survival of Wood Warbler *Phylloscopus sibilatrix* nests.

REFERENCES

- Andrén H (1992) Corvid density and nest predation in relation to forest fragmentation: a landscape perspective. *Ecology* 73:794-804 doi: 10.2307/1940158
- Andrén H, Angelstam P, Lindström E, Widén P (1985) Differences in predation pressure in relation to habitat fragmentation: an experiment. *Oikos* 45:273-277 doi: 10.2307/3565714
- Bartoń K. (2018) MuMIn: Multi-Model Inference. R package version 1.40.4. <https://CRAN.R-project.org/package=MuMIn>
- Bates D, Mächler M, Bolker B, Walker S (2015) Fitting Linear Mixed-Effects Models Using lme4. *Journal of Statistical Software* 67:1-48 doi: 10.18637/jss.v067.i01
- Bellamy PE, Burgess MD, Mallord JW, Cristinacce A, Orsman CJ, Davis T, Grice PV, Charman EC (2018) Nest predation and the influence of habitat structure on nest predation of Wood Warbler *Phylloscopus sibilatrix*, a ground-nesting forest passerine. *J Ornithol* 159:493-506 doi: 10.1007/s10336-017-1527-7
- Benson TJ, Brown JD, Bednarz JC (2010) Identifying predators clarifies predictors of nest success in a temperate passerine. *J Anim Ecol* 79:225-234 doi: 10.1111/j.1365-2656.2009.01604.x
- Burnham KP, Anderson DR (2002) Model selection and multimodel inference. A practical information-theoretic approach. Second edition. Springer-Verlag, New York
- Cramp S (ed) (1992) The Birds of the Western Palearctic. Vol. VI. Oxford Univ Press, Oxford
- Edmunds M (1974) Defence in animals. Longman, New York
- Gelman A, Su Y-S (2016) arm: Data Analysis Using Regression and Multilevel/Hierarchical Models. R package version 1.9-1. <https://CRAN.R-project.org/package=arm>. Accessed 5 October 2017

- Goszczyński J (2002) Home ranges in red fox: territoriality diminishes with increasing area. *Acta Theriol* 47:103-114 doi: 10.1007/BF03192482
- Grant TA, Shaffer TL, Madden EM, Pietz PJ (2005) Time-specific variation in passerine nest survival: new insights into old questions. *Auk* 122:661-672
- Grendelmeier A, Arlettaz R, Gerber M, Pasinelli G (2015) Reproductive Performance of a Declining Forest Passerine in Relation to Environmental and Social Factors: Implications for Species Conservation. *PLoS ONE* 10(7):e0130954 doi: 10.1371/journal.pone.0130954
- Hazler KR (2004) Mayfield logistic regression: a practical approach for analysis of nest survival. *Auk* 121:707-716 doi: 10.2307/4090308
- Holway DA (1991) Nest-site selection and the importance of nest concealment in the black-throated blue warbler. *Condor* 93:575-581 doi: 10.2307/1368189
- IUCN (2017) The IUCN Red List of Threatened Species. Version 2017-1. <http://www.iucnredlist.org>. Accessed 24 July 2017
- Jędrzejewska B, Jędrzejewski W (1998) Predation in Vertebrate Communities. The Białowieża Primeval Forest as a Case Study. Springer Verlag, Berlin
- Lima SL (2009) Predators and the breeding bird: behavioral and reproductive flexibility under the risk of predation. *Biol Rev* 84:485-513 doi: 10.1111/j.1469-185X.2009.00085.x.
- Lima SL, Dill LM (1990) Behavioral decisions made under the risk of predation: a review and prospectus. *Can J Zoology* 68:619-640 doi: 0.1139/z90-092
- Mallord JW, Orsman CJ, Cristinacce A, Butcher N, Stowe TJ (2012) Mortality of Wood Warbler *Phylloscopus sibilatrix* nests in Welsh Oakwoods: predation rates and the identification of nest predators using miniature nest cameras. *Bird Study* 59:286-295 doi: 10.1080/00063657.2012.669359

- Martin TE, Scott J, Menge C (2000) Nest predation increases with parental activity: separating nest site and parental activity effects. *Proc R Soc Lond B* 267:2287-2293 doi: 10.1098/rspb.2000.1281
- Mason LR, Smart J, Drewitt AL (2018) Tracking day and night provides insights into the relative importance of different wader chick predators. *Ibis* 160:71-88 doi:10.1111/ibi.12523
- Mayfield H (1961) Nesting success calculated from exposure. *Wilson Bull* 73:255-261
- Maziarz M, Piggott C, Burgess M (2018) Predator recognition and differential behavioural responses of adult wood warblers *Phylloscopus sibilatrix*. *Acta Ethol* 21:13-20 doi:10.1007/s10211-017-0275-2
- Meisner K, Sunde P, Clausen KK, Clausen P, Fællø CC, Hoelgaard M (2014) Foraging ecology and spatial behaviour of the red fox (*Vulpes vulpes*) in a wet grassland ecosystem. *Acta Theriol* 59:377-389 doi: <https://doi.org/10.1007/s13364-014-0178-9>
- Ojanen M, Orell M (1978) Method for determining the incubation stage of Pied Flycatcher *Ficedula hypoleuca* eggs. *Ornis Fennica* 55:29-31
- Pasinelli G, Grendelmeier A, Gerber M, Arlettaz R (2016) Rodent- avoidance, topography and forest structure shape territory selection of a forest bird. *BMC Ecol* 16:24
- Picman J, Schriml LM (1994) A camera study of temporal patterns of nest predation in different habitats. *Wilson Bull* 106:456-465
- Pietz PJ, Granfors DA (2000) Identifying predators and fates of grassland passerine nests using miniature video cameras. *J Wildl Manage* 64:71-87 doi: 10.2307/3802976
- R Core Team (2018). R: A language and environment for statistical computing. R Foundation for Statistical Computing, Vienna, Austria. URL <https://www.R-project.org/>

- Reconyx, Inc (2013) Reconyx Hyperfire™ High Performance Cameras. Instruction Manual. <http://images.reconyx.com/file/HyperFireManual.pdf>. Accessed 10 November 2016
- Reynolds JC, Tapper SC (1996) Control of mammalian predators in game management and conservation. *Mammal Review* 26:127-155 doi: 10.1111/j.1365-2907.1996.tb00150.x
- Schaefer T (2004) Video monitoring of shrub-nests reveals nest predators. *Bird Study* 51:170-177 doi: 10.1080/00063650409461349
- Schmidt KA (1999) Foraging theory as a conceptual framework for studying nest predation. *Oikos* 85:151-160 doi: 10.2307/3546801
- Schmidt KA, Ostfeld RS, Smyth KN (2006) Spatial heterogeneity in predator activity, nest survivorship, and nest-site selection in two forest thrushes. *Oecologia* 148:22-29 doi: 10.1007/s00442-005-0340-9
- Shaffer TL (2004) A unified approach to analyzing nest success. *Auk* 121:526-540
- Szymkowiak J, Kuczyński L (2015) Avoiding predators in a fluctuating environment: responses of the wood warbler to pulsed resources. *Behav Ecol* 26:601-608 doi: 10.1093/beheco/aru237
- Teunissen W, Schekkerman H, Willems F, Majoor F (2008) Identifying predators of eggs and chicks of Lapwing *Vanellus vanellus* and Black-tailed Godwit *Limosa limosa* in the Netherlands and the importance of predation on wader reproductive output. *Ibis* 150 (Suppl 1):74-85 doi: 10.1111/j.1474-919X.2008.00861.x
- Thompson FR (2007) Factors affecting nest predation on forest songbirds in North America. *Ibis* 149 (Suppl 2):98-109 doi: 10.1111/j.1474-919X.2007.00697.x
- Thompson FR, Burhans DE (2003) Predation of songbird nests differs by predator and between field and forest habitats. *J Wildl Manage* 67:408-416 doi: 10.2307/3802781

- Tomiałojc T (1991) Characteristics of old growth in the Białowieża Forest, Poland. *Natural Areas Journal* 11:7-18
- Tomiałojc L, Wesołowski T (2004) Diversity of the Białowieża Forest avifauna in space and time. *J Ornithol* 145:81-92 doi: 10.1007/s10336-003-0017-2
- Tomiałojc L, Wesołowski T, Walankiewicz W (1984) Breeding bird community of a primaeval temperate forest (Białowieża National Park, Poland). *Acta Ornithol* 20:241-310
- Weidinger K (2010) Foraging behaviour of nest predators at open-cup nests of woodland passerines. *J Ornithol* 151:729-735 doi: 10.1007/s10336-010-0512-1
- Wereszczuk A, Zalewski A (2015) Spatial Niche Segregation of Sympatric Stone Marten and Pine Marten – Avoidance of Competition or Selection of Optimal Habitat? *PLoS ONE* 10(10): e0139852 doi: 10.1371/journal.pone.0139852
- Wesołowski T (1985) The breeding ecology of the Wood Warbler *Phylloscopus sibilatrix* in primaeval forest. *Ornis Scand* 16:49-60 doi: 10.2307/3676575
- Wesołowski T (2007) Primeval conditions – what can we learn from them? *Ibis* 149 (suppl. 2):64-77
- Wesołowski T, Czeszczewik D, Hebda G, Maziarz M, Mitrus C, Rowiński P (2015) 40 years of breeding bird community dynamics in a primeval temperate forest (Białowieża National Park, Poland). *Acta Ornithol* 50:95-120 doi: 10.3161/00016454AO2015.50.1.010
- Wesołowski T, Maziarz M (2009) Changes in breeding phenology and performance of Wood Warblers *Phylloscopus sibilatrix* in a primeval forest: a thirty-year perspective. *Acta Ornithol* 44:69-80 doi: 10.3161/000164509X464902
- Wesołowski T, Rowiński P, Maziarz M (2009) Wood Warbler *Phylloscopus sibilatrix*: a nomadic insectivore in search of safe breeding grounds? *Bird Study* 56:26-33 doi: 10.1080/00063650802681540

Accepted Article

Wesołowski T, Tomiałojć L (2005) Nest sites, nest depredation, and productivity of avian broods in a primeval temperate forest: do the generalizations hold? *J Avian Biol* 36:361-367 doi: 10.1111/j.0908-8857.2005.03570.x

Zalewski A, Jedrzejewski W, Jedrzejewska B (2004) Mobility and home range use by pine martens (*Martes martes*) in a Polish primeval forest. *Écoscience* 11:113-122 doi: 10.1080/11956860.2004.11682815

Zanette LY, White AF, Allen MC, Clinchy M (2011) Perceived predation risk reduces the number of offspring songbirds produce per year. *Science* 334:1398-1401 doi: 10.1126/science.1210908

Zub K, Czeszczewik D, Ruczyński I, Kapusta A, Walankiewicz W (2017) Silence is not golden: the hissing calls of tits affect the behaviour of a nest predator. *Behav Ecol Sociobiol* 71:79 doi: 10.1007/s00265-017-2313-5

Figure legends

Figure 1. Number of events when a small rodent, carnivore, or other potential predator was passing ($n = 87$) or attacking ($n = 32$) a Wood Warbler nest during the day (light grey) and night (dark grey) in 2015-16 based on nest cameras. Species classified into the three groups of predators are listed in Tables S1 and S2, and examples of predators passing by and attacking nests are given in Figures S1 and S2.

Figure 2. The percentage of all Wood Warbler nests (light grey) and of predated nests included within this total (dark grey, $n = 52$ of 157) with different visibility indices in 2015-16. The index was based on scores taken c. 1.5 m from the nest and c. 20-30 cm above the ground from five angles: entrance hole, right and left sides, back, and top of the nest; score 0 = nest wholly or mostly invisible, 0.5 = approximately 50% of the nest visible, 1 = the nest mostly or fully visible. The five scores per nest were summed, resulting in an index ranging from 0-5.

Figure 3. Changes in the daily nest survival rate and the percentage of predated nests (bars) in relation to nest progression in 2015-16. Means (solid line) and 95% confidence intervals (dashed line) of daily nest survival estimates are shown. The total number of all nests (n) is given above the bars.

Figures

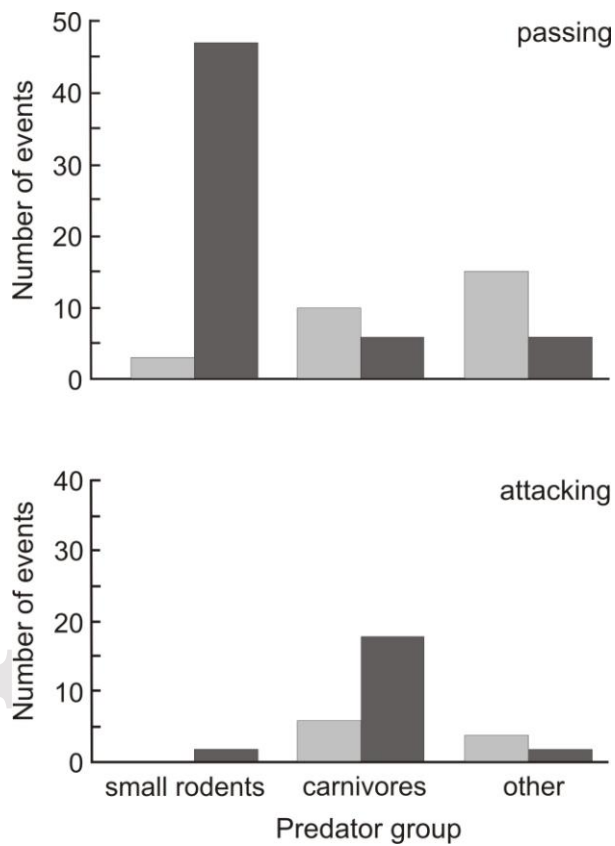


Figure 1.

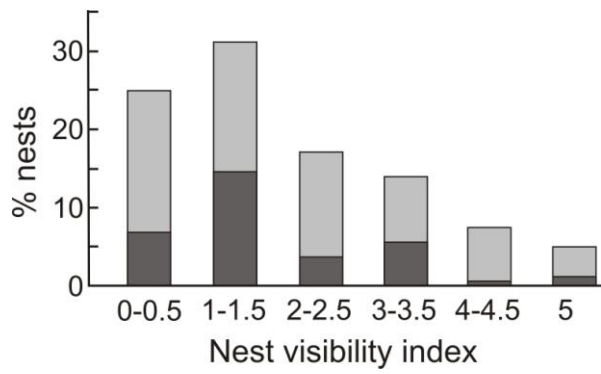


Figure 2.

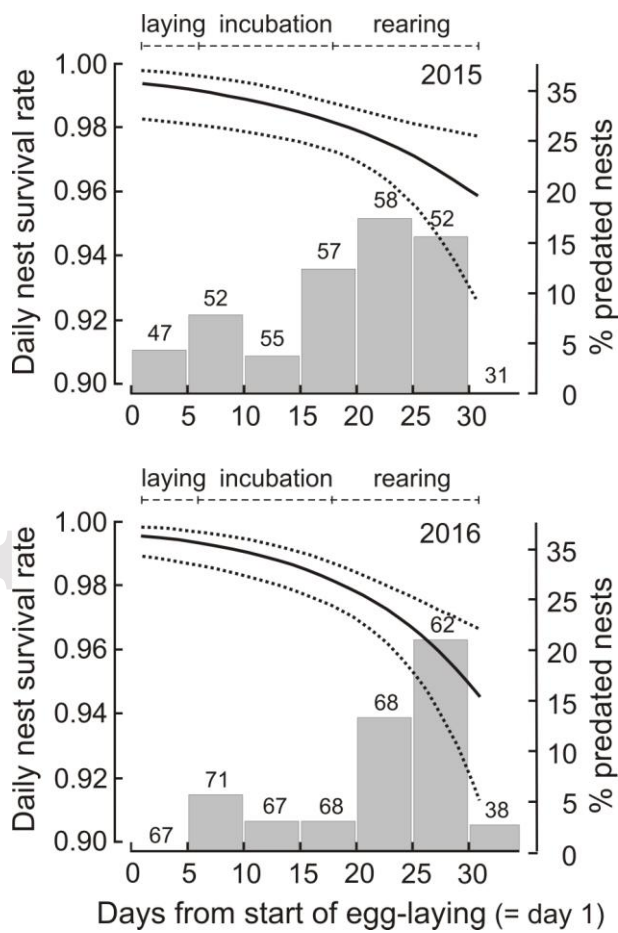


Figure 3.

Tables

Table 1. Classification of causes of nest failure in Wood Warblers based on descriptions of nests and their surroundings.

Cause	Description
predation	nest torn apart or with enlarged entrance, or otherwise intact but empty prior to the expected fledging date, or containing remnants of eggs, nestlings and/or an adult
desertion	no signs of predation, the contents and the nest intact
desertion due to parasitism	by Common Cuckoo <i>Cuculus canorus</i> ; cold eggs of Wood Warbler and Cuckoo egg in an intact nest
eggs failed to hatch	the nest deserted after a prolonged incubation period lasting more than 17 days
trampling	a crushed nest containing destroyed eggs or dead young

Table 2. The number of events and camera-monitored Wood Warbler nests at which different predator species were recorded passing or attacking. The events of the same potential predator species passing a nest were separated by at least 20 min. The numbers obtained from each study plot and year are shown in Tables S1 and S2.

Species	Predator passing		Predator attacking
	<i>n</i> nests	<i>n</i> events	<i>n</i> events
<i>Dendrocopos major</i>	3	5	2
<i>Sciurus vulgaris</i>	5	5	2
<i>Myodes glareolus</i>	5	10	1
<i>Apodemus flavicollis</i>	17	39	1
<i>Apodemus/Myodes</i> spp.	1	1	0
<i>Nyctereutes procyonoides</i>	0	0	1
<i>Vulpes vulpes</i>	8	10	15
<i>Martes martes</i>	5	5	7
<i>Meles meles</i>	1	1	1
<i>Sus scrofa</i>	8	8	2
Other ^a	3	3	0
unknown ^b	-	-	4

^a *Grus grus*, *Glaucidium passerinum*, *Garrulus glandarius*; ^b the predator was not caught by the camera, but the traces such as empty nest when young should be present, damaged eggs or killed young, indicated predation

Table 3. Results of model selection showing the effects of nest visibility and other temporal and environmental variables on daily Wood Warbler nest survival rate. Models with $\Delta\text{AICc} \leq 2$, with nest outcome (successful/failed) as a response variable, are shown. w_i = AIC weights, $n = 157$ nests (19 nests had to be excluded due to missing information on nest visibility). For the description of all variables, see Table S3.

Model	K	AICc	ΔAICc	w_i	Log-likelihood
Nest progression ^a	2	617.47	0.00	0.19	-306.73
Nest progression + nest visibility + nest visibility x nest progression	4	618.80	1.33	0.10	-305.39
Nest progression + nest visibility + study plot	6	619.23	1.75	0.08	-303.60
Nest progression + camera presence	3	619.30	1.83	0.08	-306.65
Nest progression + nest visibility	3	619.47	2.00	0.07	-306.73

^a number of days since the first egg was laid (= day 1) until fledging or nest failure

Table 4. Results of model-averaged estimates, standard errors (se) and 95% confidence intervals (CI) across all models assessing daily Wood Warbler nest survival rate ($n = 157$ nests; 19 nests had to be excluded due to missing information on nest visibility). For the description of all variables, see Table S3.

Variable	Estimate	se	95% CI	
			lower	upper
Intercept	4.155	0.39	3.39	4.92
Nest progression ^a	-0.689	0.14	-0.97	-0.41
Nest visibility	-0.033	0.13	-0.34	0.25
Nest visibility x nest progression	0.022	0.08	-0.04	0.49
Study plot:				
N	-0.067	0.34	-1.36	0.93
W	-0.215	0.36	-1.27	-0.11
Other	-0.045	0.44	-1.37	1.66
Camera (present)	0.008	0.08	-0.39	0.60
Timing of breeding ^b	-0.038	0.09	-0.38	0.09
Habitat type (deciduous)	0.088	0.34	-0.86	1.77
Nest visibility x timing of breeding	-0.006	0.04	-0.41	0.12
Year (2016)	-0.011	0.12	-0.63	0.50
Nest visibility x study plot N	0.009	0.08	-0.33	1.00
Nest visibility x study plot W	-0.005	0.06	-0.78	0.36
Nest visibility x study plot Other	0.034	0.31	-1.49	4.10
Nest visibility x habitat type (deciduous)	0.000	0.04	-0.65	0.69
Nest visibility x year (2016)	0.000	0.03	-0.68	0.59

^a number of days since the first egg was laid (which corresponds to day 1) until fledging or predation; ^b relative 1st egg date (days from median of a year)

Table 5. The number of Wood Warbler nests predated, failed due to causes other than predation, or successful in relation to habitat type, study plot, year, timing of breeding (nesting early vs. median vs. late; median 1st egg date was May 15th in 2015 and May 10th in 2016). For the description of all variables, see Table S3.

Variable	Number of nests		
	predated	other failed	successful
Habitat type:			
coniferous	8	6	14
deciduous	56	11	81
Study plot:			
M	19	5	42
N	10	6	19
W	29	6	25
Outside	6	0	9
Year:			
2015	33	4	45
2016	31	13	50
Timing of breeding (relative 1 st egg date):			
early (< -2)	21	4	34
median (from -2 to 2)	28	6	30
late (> 2)	15	7	31
Camera:			
present	29	8	48
absent	35	9	47