



Cite this: *Org. Biomol. Chem.*, 2019, **17**, 4629

One-pot *ortho*-amination of aryl C–H bonds using consecutive iron and copper catalysis†

Martyn C. Henry, , Rochelle McGrory, Réka J. Faggyas, , Mohamed A. B. Mostafa and Andrew Sutherland *

A one-pot approach for *ortho*-coupling of arenes with non-activated *N*-nucleophiles has been developed using sequential iron and copper catalysis. Regioselective *ortho*-activation of anisoles, anilines and phenols was achieved through iron(III) triflimide catalysed iodination, followed by a copper(I)-catalysed, ligand-assisted coupling reaction with *N*-heterocycle, amide and sulfonamide-based nucleophiles. The synthetic utility of this one-pot, two-step method for the direct amination of *ortho*-aryl C–H bonds was demonstrated with the late-stage functionalisation of 3,4-dihydroquinolin-2-ones. This allowed the preparation of a TRIM24 bromodomain inhibitor and a series of novel analogues.

Received 28th March 2019,
Accepted 18th April 2019

DOI: 10.1039/c9ob00712a

rsc.li/obc

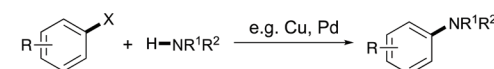
Introduction

In the last few decades, significant progress in the development of transition metal catalysed reactions has resulted in regioselective formation of aryl C–N bonds and the use of these processes for the general synthesis of pharmaceutically active compounds, organic materials and natural products.¹ Early methods involved the copper- or palladium-catalysed amination of aryl (pseudo)halides using Ullmann–Goldberg, Chan–Evans–Lam or Buchwald–Hartwig methods (Fig. 1a).^{2,3} More recently, procedures have also been developed for the amination of aryl halides using a combination of iron and copper catalysis.⁴ While extensive reaction optimisation has resulted in highly efficient transformations, a drawback to this approach is the requirement of pre-functionalised arenes.

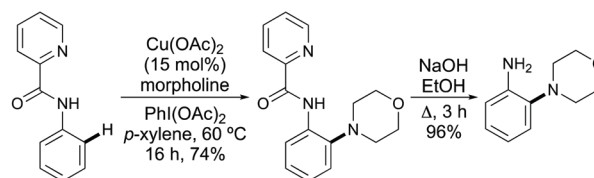
To avoid arene ring pre-functionalisation, more recent strategies have focused on *ortho*-directed dehydrogenative coupling of aryl C–H bonds with non-activated amines and amides using chelating auxiliary groups in the presence of oxidants such as oxygen or hypervalent iodine compounds.⁵ This method has found application for the regioselective substitution of a wide range of arenes, including the *ortho*-amination of anilines.^{5,6} For example, Rodríguez and co-workers described the efficient copper-catalysed amination of anilines using the 2-picolinic acid directing group and (diacetoxyiodo) benzene as the oxidant (Fig. 1b).^{7,8} The auxiliary group could be removed under basic conditions to access the *ortho*-aminated aniline in high overall yield. Mechanistically distinct,

palladium-catalysed *ortho*-amination of *para*-substituted anilides with *N*-fluorobenzenesulfonimide (NFSI) has also been described (Fig. 1c).⁹ In this transformation, it was proposed that the *in situ* generated $\text{FPdN}(\text{SO}_2\text{Ph})_2$ formed a dearomatised spiro-cyclopalladium intermediate that underwent an *ortho*-nucleophilic amination with benzenesulfonimide.

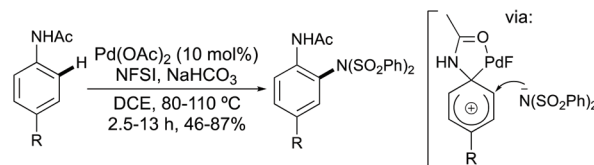
a) Transition metal catalysed amination of aryl (pseudo)halides



b) Copper catalysed *ortho*-directed C–H amination of anilines



c) Palladium catalysed *ortho*-C–H amination of acetanilides



d) This work: Iron and copper catalysed *ortho*-amination

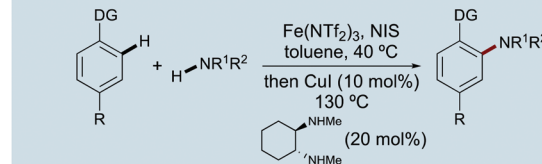


Fig. 1 Selected methods for *ortho* C–H aryl amination.

WestCHEM, School of Chemistry, The Joseph Black Building, University of Glasgow, Glasgow G12 8QQ, UK. E-mail: Andrew.Sutherland@glasgow.ac.uk

† Electronic supplementary information (ESI) available: ¹H and ¹³C NMR spectra for all compounds. See DOI: 10.1039/c9ob00712a



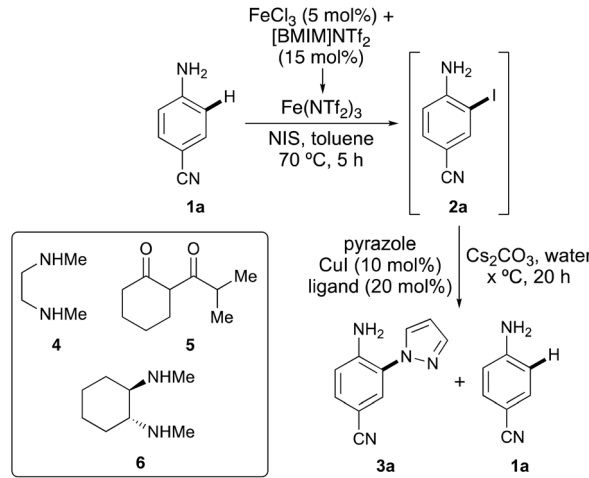
Alternatively, with *ortho*-substituted anilides, this approach enabled the preparation of *para*-benzenesulfonimide functionalised arenes.

We recently reported a one-pot *para*-amination and amidation of activated arenes using sequential iron and copper catalysis.¹⁰ The process permitted the reaction of *para*-aryl C–H bonds with non-activated amines and amides *via* iron(III)-triflimide catalysed arene bromination, followed by a copper(I)-catalysed coupling reaction. However, attempted *ortho*-amination of *para*-substituted anilines using this one-pot, two-step approach led to inseparable mixtures of the coupled product and the aniline starting material. Further studies revealed this was due to competing reduction of the bromide intermediate during the relatively slow copper-catalysed Goldberg-type¹¹ amination. As current methods for transition metal catalysed *ortho*-amination of arenes requires either aryl ring pre-functionalisation or the use of chelating auxiliary groups with strong oxidising conditions and often precious metals, we were interested in overcoming the issues of the one-pot iron and copper catalysed method for direct access to *ortho*-aminated arenes. Herein, we describe a one-pot intermolecular *ortho*-amination of arenes using an iron-catalysed iodination, followed by a copper-catalysed, ligand-assisted coupling reaction (Fig. 1d). As well as exploring the scope of this method for the *ortho*-amination or amidation of anilines, anisoles and phenols, we also describe the use of the procedure for the late-stage amidation of quinolin-2-ones and the structural diversification of a TRIM24 bromodomain inhibitor.

Results and discussion

The study began by the investigation of the one-pot *ortho*-amination of *para*-aminobenzonitrile (**1a**) with pyrazole (Table 1). Iron(III) chloride and the ionic liquid, [BMIM]NTf₂ were used for the *in situ* formation of the super Lewis acid, iron triflimide and the activation of *N*-bromosuccinimide (NBS) for *ortho*-bromination of **1a** (entry 1).^{10,12} Following full conversion to the bromide (4 h), the copper(I)-catalysed coupling reaction with pyrazole, using *N,N'*-dimethylethylenediamine (**4**) (DMEDA) as the copper-chelating ligand was investigated. This gave a 2 : 1 mixture of coupled product **3a** and reduced compound **1a**.^{13,14} It was proposed that a more reactive aryl halide bond may facilitate the coupling reaction over the reduction pathway. Therefore, the process was repeated using *N*-iodosuccinimide (NIS) during the halogenation step (entries 2 and 3). While this initially resulted in only a modest improvement (entry 2), the combination of using a lower reaction temperature (130 °C) during the coupling step gave a 6 : 1 ratio of **3a** and **1a** (entry 3). To further refine the process, alternative ligands were considered.¹⁵ Problems associated with challenging Goldberg-type coupling reactions are generally due to catalyst deactivation *via* competitive *N*-arylation of the ligand.¹⁶ To overcome this issue, ligands such as diketone **5** that exist in a delocalised enolate form and are less likely to undergo arylation have been utilised. The use

Table 1 Optimisation of the one-pot *ortho* C–H amination process



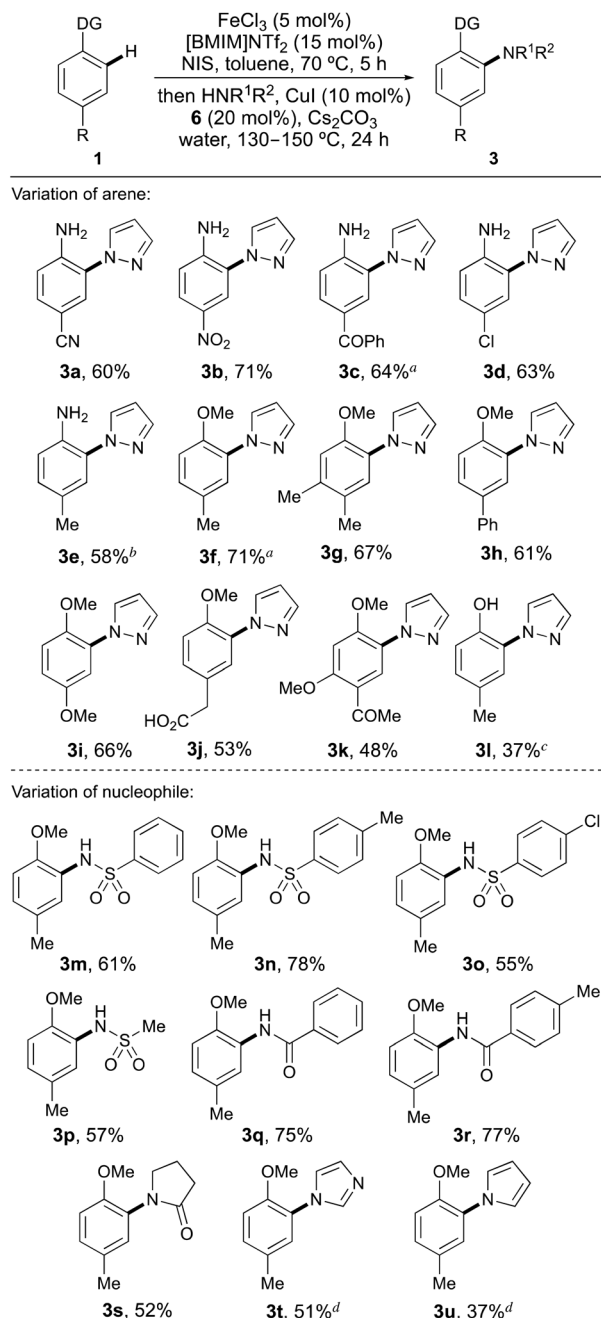
Entry	Pyrazole (equiv.)	Ligand	Temp. (°C)	Ratio (3a : 1a)
1 ^a	1.5	4	150	2 : 1
2	1.5	4	150	3 : 1
3	1.5	5	130	6 : 1
4	1.5	6	130	5 : 1
5	1.5	6	130	12 : 1
6	3	6	130	3a only

^aThe one-pot process was performed *via* the bromide intermediate using NBS for the activation step.

of diketone **5** during the one-pot iodination and pyrazole coupling of **1a** did lead to coupled product **3a**, but there was no improvement in the product ratio (entry 4). On screening other ligands that facilitate a wide range of *N*-arylation reactions, racemic *trans*-*N,N'*-dimethylcyclohexane-1,2-diamine (**6**) gave the highest selectivity of 12 : 1 for **3a** *versus* **1a** from the one-pot process (entry 5).¹⁷ Further optimisation revealed that increasing the amount of pyrazole led to complete suppression of the reductive pathway and generation of only coupled product **3a** (entry 6). It should be noted that the involvement of Fe³⁺ during the first step is crucial for the success of the one-pot process. When iodination of **1a** is performed under the same conditions as in Table 1 (70 °C), but without the presence of iron(III) chloride, only 40% conversion is observed after 20 h.

Using the optimised conditions, the scope of the one-pot *ortho*-amination of a range of activated *para*-substituted arenes with pyrazole was explored (Scheme 1). Various anilines were subjected to the standard one-pot iron-catalysed activation and copper-catalysed coupling process and gave the *ortho*-substituted adducts (**3a–3e**) cleanly, in good yields (58–71%). This method allows direct *ortho*-substitution of unprotected anilines and despite the use of nucleophilic substrates, only *N*-arylation by pyrazole was observed. Extension of the one-pot process for the *ortho* *N*-arylation of anisoles, gave the corresponding *ortho*-substituted compounds (**3f–3k**) in 48–71% yield. Again, use of the highly regioselective iron-catalysed mono-iodination reaction led to formation of the *ortho*-





Scheme 1 One-pot *ortho*-amination and amidation of arenes. ^a Iodination step was complete after 20 h. ^b Iodination step was done at 40 °C. ^c Iodination step was performed using AgNTf₂ (7.5 mol%) at 40 °C. ^d The second step required 36 h.

coupled adducts as the sole products, even using highly reactive arenes with multiple activating groups (e.g. **1i**, **1k**).

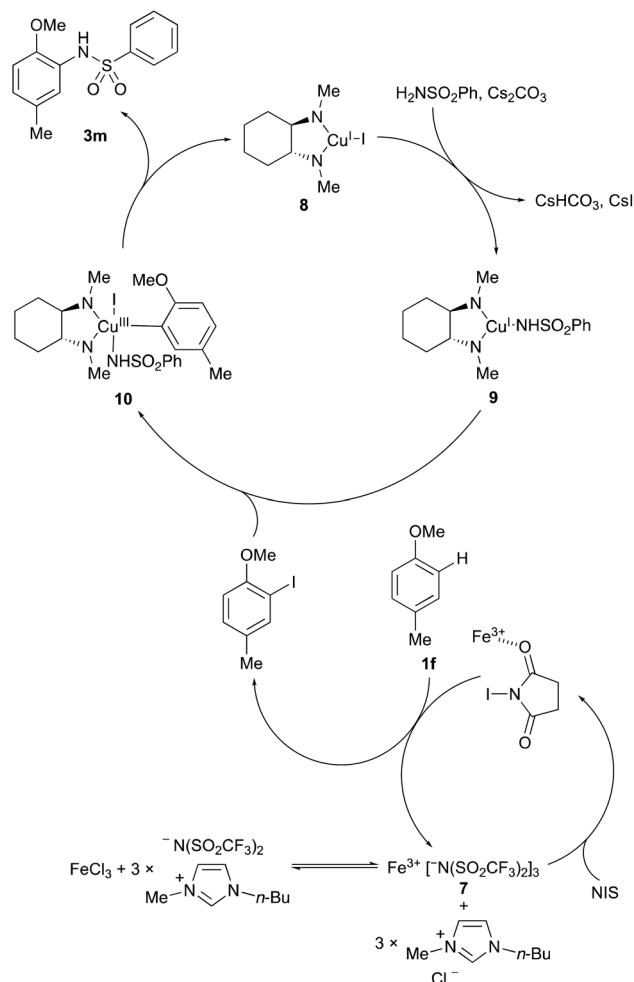
A limitation of this method was found in the attempted *ortho*-substitution of phenols (Scheme 1). Investigation of *p*-cresol (**11**) as a substrate for the one-pot process yielded less than 20% of the coupled product with low conversion observed for each step. We previously reported that iodination of phenols could be improved using the softer Lewis acid, silver

triflimide to activate NIS.¹⁸ The use of silver triflimide (7.5 mol%) was more effective for *ortho*-iodination of *p*-cresol (**11**); however, the one-pot process yielded the coupled product **3l** in a moderate 37% yield.

Using *para*-methylanisole (**1f**), the scope of the nucleophile was next explored (Scheme 1). With the standard one-pot conditions for anisoles, various sulfonamides and amides were smoothly coupled, allowing isolation of the *ortho*-substituted adducts (**3m–3s**) in good yields (52–78%). Using weaker, less nucleophilic *N*-heterocycles such as imidazole and pyrrole required a longer reaction time for the copper-catalysed *N*-substitution step (36 h), but still gave the *ortho*-substituted products **3t** and **3u**, cleanly. Two limitations were found when examining the scope of the nucleophile for the one-pot process. Electron-rich alkylamine nucleophiles such as morpholine gave low conversion (<10%) to the coupled product. The activity of the copper catalyst in these processes is likely compromised by competitive binding with the alkylamine nucleophiles, which are present in significantly higher concentration than the diamine ligand. Hindered heterocyclic nucleophiles such as 3,5-dimethylpyrrole also gave no coupled product. In this case, coupling at the *ortho*-position of an arene with an *N*-heterocyclic nucleophile also bearing an adjacent substituent is too hindered under these conditions for this transformation to proceed.

A proposed mechanism for the one-pot, two-step process is shown in Scheme 2. The combination of iron(III) chloride and the [BMIM]NTf₂ ionic liquid leads to the formation of the super Lewis acid, Fe(NTf₂)₃.^{19,20} The highly delocalised nature of the triflimide counterion allows effective activation of NIS by Fe³⁺, resulting in rapid regioselective, electrophilic aromatic iodination of the arene ring system. In the second step, addition of copper(I) iodide and the chelating diamine ligand, *trans*-*N,N'*-dimethylcyclohexane-1,2-diamine (**6**) results in formation of 1,2-diamine-ligated copper(I) intermediate **8**. Mechanistic studies by the Buchwald and Hartwig groups have shown subsequent reaction of copper(I) intermediate **8** with the base and nucleophile generates 1,2-diamine-ligated copper(I) amidate **9**.²¹ While radical and nonradical pathways have been proposed for reaction of copper(I) amidate **9** with haloarenes, the same mechanistic studies using experimental tests for radical intermediates and DFT calculations have shown that oxidative addition to **10** occurs without free aryl radical intermediates.²² Despite this insight, the precise mechanism of aryl halide activation is still not well-established but Cu(III)-intermediates such as **10** are calculated to be kinetically accessible by a concerted oxidative addition or by internal electron transfer within the coordination sphere of the metal.^{21a} Fast reductive elimination of **10** then forms the C–N coupled product and regenerates 1,2-diamine-ligated copper(I) intermediate **8**. As shown by the results above (Scheme 1), the sequential transformations are highly compatible within the one-pot halogenation–amination process, leading to the clean formation of C–N coupled products. It should also be noted that during the course of this study, by-

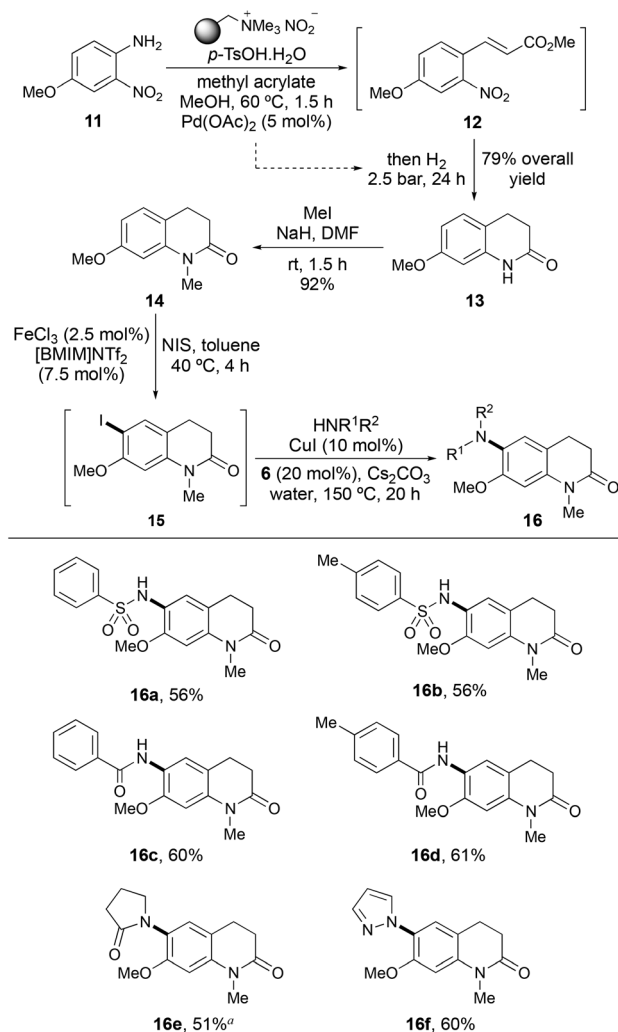




Scheme 2 Proposed one-pot Fe(III)- and Cu(I)-catalysed *ortho*-amidation of **1f**.

products due to an Ullmann-type, bi-aryl coupling were never observed.

Having examined the scope and limitations of the one-pot *ortho*-amination process, we wanted to demonstrate the synthetic utility of this approach for the preparation of pharmaceutically relevant targets. Palmer and co-workers have shown that sulfonamide substituted 3,4-dihydroquinolin-2-ones, such as **16a** (Scheme 3) are inhibitors of the bromodomain containing protein TRIM24, which is implicated in human cancers.²³ It was proposed that use of the one-pot activation and *ortho*-amidation process with *N*-methyl 3,4-dihydroquinoline-2-one **14** would allow rapid, late-stage access to **16a** and a range of novel analogues. 3,4-Dihydroquinolin-2-one **14** was prepared *via* a two pot-process. Initially, 7-methoxy-3,4-dihydro-1*H*-quinolin-2-one (**13**) was prepared *via* a one-pot multistep process, that involved formation of the diazonium salt intermediate of aniline **11** under mild conditions, followed by a base-free Heck–Matsuda reaction with methyl acrylate to give cinnamate intermediate **12**.²⁴ In the second part of the one-pot process, re-utilisation of the palladium catalyst during a hydrogenation



Scheme 3 Synthesis and late-stage functionalisation of 3,4-dihydroquinolin-2-one **14**.^a The second step required 72 h.

reaction resulted in reduction and cyclisation to give 3,4-dihydroquinolin-2-one **13** in 79% overall yield. *N*-Methylation under standard conditions then gave **14** in 92% yield. Iodination of **14** was found to proceed with lower catalyst loadings of both iron(III) chloride (2.5 mol%) and [BMIM]NTf₂ (7.5 mol%), under milder conditions (40 °C) than the general process. In addition, despite the potential substitution of either *ortho*-site, only iodination of the 6-position was observed by ¹H NMR analysis of the reaction mixture. Subsequent copper(I)-catalysed coupling with benzenesulfonamide completed the one-pot transformation and gave TRIM24 inhibitor, **16a** in 56% yield. Application of the one-pot *ortho*-amidation of **14** for the late-stage synthesis of novel analogues of **16a** was then explored. Using other sulfonamides, benzamides and heterocyclic nucleophiles gave coupled products **16b–16f** in good overall yields (51–61%). Overall, the utilisation of both one-pot processes allowed rapid access to a range of novel pharmaceutically relevant targets.



Conclusions

In summary, a one-pot method for the *ortho*-amination and amidation of arenes has been developed using sequential iron and copper catalysis. Regioselective activation of arenes *via* iodination, using NIS and the super Lewis acid, iron(III) triflimide, followed by copper(I)-catalysed, ligand-assisted coupling with a range of *N*-nucleophiles gave the *ortho*-substituted products in good yields. As well as allowing access to a range of anisole adducts, this approach also permits direct *ortho*-amination of unprotected anilines, without the requirement of a directing auxiliary group. The selective and mild nature of this method was further demonstrated by the late-stage synthesis of a quinolin-2-one inhibitor of the bromodomain containing protein TRIM24, as well as a series of novel analogues. Further applications of one-pot iron and copper-catalysed arene substitution reactions are currently being investigated.

Experimental

All reagents and starting materials were obtained from commercial sources and used as received. The synthesis of compounds **13**²⁴ and **14**²⁵ were previously described in the literature. All dry solvents were purified using a solvent purification system. All reactions were performed in oven-dried glassware under an atmosphere of argon unless otherwise stated. Brine refers to a saturated solution of sodium chloride. Flash column chromatography was performed using silica gel 60 (40–63 μm) and neutral aluminium oxide (50–200 μm). Aluminium-backed plates pre-coated with silica gel 60F₂₅₄ were used for thin layer chromatography and were visualised with a UV lamp or by staining with potassium permanganate. ¹H NMR spectra were recorded on a NMR spectrometer at either 400 or 500 MHz and data are reported as follows: chemical shift in ppm relative to tetramethylsilane or the solvent as the internal standard (CDCl₃, δ 7.26 ppm), multiplicity (s = singlet, d = doublet, t = triplet, q = quartet, m = multiplet or overlap of nonequivalent resonances, integration). ¹³C NMR spectra were recorded on an NMR spectrometer at either 101 or 126 MHz and data are reported as follows: chemical shift in ppm relative to tetramethylsilane or the solvent as internal standard (CDCl₃, δ 77.0 ppm), multiplicity with respect to hydrogen (deduced from DEPT experiments, C, CH, CH₂ or CH₃). IR spectra were recorded on a FTIR spectrometer; wavenumbers are indicated in cm⁻¹. Mass spectra were recorded using electrospray or electron impact techniques. HRMS spectra were recorded using a dual-focusing magnetic analyser mass spectrometer. Melting points are uncorrected.

N-(2-Amino-5-cyanophenyl)-1*H*-pyrazole (**3a**)²⁶

Iron(III) chloride (4.0 mg, 0.025 mmol) was dissolved in 1-butyl-3-methylimidazolium bis(trifluoromethanesulfonyl) imide (22 μL , 0.075 mmol) and stirred for 0.5 h at room temperature and then added to a suspension of *N*-iodosuccinimide (0.11 g, 0.50 mmol) in toluene (0.5 mL). 4-Aminobenzonitrile

(**1a**) (0.059 g, 0.50 mmol) was added and the mixture was stirred at 70 °C for 5 h. Upon completion of the iodination step, the reaction mixture was cooled to room temperature and pyrazole (0.10 g, 1.5 mmol), copper(I) iodide (0.0095 g, 0.050 mmol), caesium carbonate (0.33 g, 1.0 mmol), *trans-N,N*-dimethylcyclohexane-1,2-diamine (**6**) (16 μL , 0.10 mmol) and water (0.25 mL) were added. The reaction mixture was degassed under argon for 0.1 h and then heated to 130 °C for 24 h. The reaction mixture was cooled to room temperature, diluted with ethyl acetate (10 mL), washed with a 1 M aqueous sodium thiosulfate solution (10 mL). The aqueous layer was extracted with ethyl acetate (3 \times 10 mL) and the combined organic layers were washed with brine (10 mL). The organic phase was dried (MgSO₄), filtered and concentrated *in vacuo*. Purification by flash column chromatography (petroleum ether/ethyl acetate, 7 : 3) gave *N*-(2-amino-5-cyanophenyl)-1*H*-pyrazole (**3a**) (0.055 g, 60%) as a colourless oil. Spectroscopic data were consistent with the literature.²⁶ δ_{H} (500 MHz, CDCl₃) 5.45 (2H, br s, NH₂), 6.50 (1H, t, *J* 2.2 Hz, 4'-H), 6.81 (1H, d, *J* 8.4 Hz, 3-H), 7.39 (1H, dd, *J* 8.4, 1.9 Hz, 4-H), 7.47 (1H, d, *J* 1.9 Hz, 6-H), 7.75 (1H, d, *J* 2.2 Hz, ArH), 7.77 (1H, d, *J* 2.2 Hz, ArH); δ_{C} (126 MHz, CDCl₃) 99.7 (C), 107.2 (CH), 117.0 (CH), 119.2 (C), 125.5 (C), 127.3 (CH), 129.7 (CH), 132.2 (CH), 141.2 (CH), 145.0 (C); *m/z* (ESI) 207 (MNa⁺, 100%).

N-(2-Amino-5-nitrophenyl)-1*H*-pyrazole (**3b**)

N-(2-Amino-5-nitrophenyl)-1*H*-pyrazole (**3b**) was synthesised as described for *N*-(2-amino-5-cyanophenyl)-1*H*-pyrazole (**3a**) using 4-nitroaniline (**1b**) (0.070 g, 0.50 mmol) and pyrazole (0.10 g, 1.5 mmol). The iodination step was carried out at 70 °C for 5 h and the *N*-arylation step at 130 °C for 24 h. Purification by flash column chromatography (petroleum ether/ethyl acetate, 4 : 1) gave *N*-(2-amino-5-nitrophenyl)-1*H*-pyrazole (**3b**) (0.073 g, 71%) as a yellow solid. Mp 137–139 °C; $\nu_{\text{max}}/\text{cm}^{-1}$ (neat) 3319 (NH), 3080 (CH), 1633, 1614, 1527 (C=C), 1494, 1333, 1316, 707; δ_{H} (500 MHz, CDCl₃) 5.84 (2H, br s, NH₂), 6.52 (1H, t, *J* 2.0 Hz, 4'-H), 6.80 (1H, d, *J* 8.9 Hz, 3-H), 7.78 (1H, d, *J* 2.0 Hz, ArH), 7.86 (1H, d, *J* 2.0 Hz, ArH), 8.05 (1H, dd, *J* 8.9, 2.5 Hz, 4-H), 8.17 (1H, d, *J* 2.5 Hz, 6-H); δ_{C} (126 MHz, CDCl₃) 107.4 (CH), 115.8 (CH), 119.4 (CH), 124.2 (C), 124.4 (CH), 129.8 (CH), 138.1 (C), 141.2 (CH), 146.8 (C); *m/z* (EI) 204.0654 (M⁺, C₉H₈N₄O₂ requires 204.0647), 174 (20%), 159 (19), 149 (20), 131 (15), 83 (100), 77 (23), 69 (28), 57 (46).

3-Pyrazol-1'-yl-4-aminobenzophenone (**3c**)

3-Pyrazol-1'-yl-4-aminobenzophenone (**3c**) was synthesised as described for *N*-(2-amino-5-cyanophenyl)-1*H*-pyrazole (**3a**) using 4-aminobenzophenone (**1c**) (0.059 g, 0.50 mmol) and pyrazole (0.10 g, 1.5 mmol). The iodination step was carried out at 70 °C for 20 h and the *N*-arylation step at 130 °C for 24 h. Purification by flash column chromatography (dichloromethane/petroleum ether, 9 : 1 to dichloromethane/petroleum ether, 4 : 1) gave 3-pyrazol-1'-yl-4-aminobenzophenone (**3c**) (0.076 g, 64%) as a colourless oil. $\nu_{\text{max}}/\text{cm}^{-1}$ (neat) 3360 (NH), 1611 (C=O), 1518, 1396, 1269, 1148; δ_{H} (500 MHz, CDCl₃) 5.44



(2H, br s, NH₂), 6.47 (1H, t, *J* 2.2 Hz, 4'-H), 6.82 (1H, d, *J* 8.4 Hz, 5-H), 7.44–7.50 (2H, m, 3''-H and 5''-H), 7.56 (1H, tt, *J* 7.4, 1.3 Hz, 4''-H), 7.65 (1H, dd, *J* 8.4, 1.9 Hz, 6-H), 7.72–7.77 (3H, m, 2-H, 2''-H and 6''-H), 7.79 (1H, d, *J* 2.2 Hz, ArH), 7.81 (1H, d, *J* 2.2 Hz, ArH); δ_{C} (126 MHz, CDCl₃) 106.8 (CH), 115.9 (CH), 125.3 (C), 126.1 (CH), 126.9 (C), 128.3 (2 × CH), 129.5 (2 × CH), 129.9 (CH), 131.5 (CH), 131.7 (CH), 138.4 (C), 140.8 (CH), 145.3 (C), 194.6 (C); *m/z* (ESI) 286.0944 (MNa⁺. C₁₆H₁₃N₃NaO requires 286.0951).

N-(2-Amino-5-chlorophenyl)-1*H*-pyrazole (**3d**)²⁶

N-(2-Amino-5-chlorophenyl)-1*H*-pyrazole (**3d**) was synthesised as described for *N*-(2-amino-5-cyanophenyl)-1*H*-pyrazole (**3a**) using 4-chloroaniline (**1d**) (0.064 g, 0.50 mmol) and pyrazole (0.10 g, 1.5 mmol). The iodination step was carried out at 70 °C for 5 h and the *N*-arylation step at 130 °C for 24 h. Purification by flash column chromatography (dichloromethane) gave *N*-(2-amino-5-chlorophenyl)-1*H*-pyrazole (**3d**) (0.061 g, 63%) as a brown oil. Spectroscopic data were consistent with the literature.²⁶ δ_{H} (500 MHz, CDCl₃) 4.75 (2H, br s, NH₂), 6.44 (1H, t, *J* 2.2 Hz, 4'-H), 6.74 (1H, d, *J* 8.5 Hz, 3-H), 7.08 (1H, dd, *J* 8.5, 2.4 Hz, 4-H), 7.18 (1H, d, *J* 2.4 Hz, 6-H), 7.70 (1H, d, *J* 2.2 Hz, ArH), 7.73 (1H, d, *J* 2.2 Hz, ArH); δ_{C} (126 MHz, CDCl₃) 106.8 (CH), 118.2 (CH), 122.2 (C), 123.7 (CH), 126.8 (C), 128.2 (CH), 129.8 (CH), 139.7 (C), 140.9 (CH); *m/z* (ESI) 216 (MNa⁺. 100%).

N-(2-Amino-5-methylphenyl)-1*H*-pyrazole (**3e**)²⁶

N-(2-Amino-5-methylphenyl)-1*H*-pyrazole (**3e**) was synthesised as described for *N*-(2-amino-5-cyanophenyl)-1*H*-pyrazole (**3a**) using 4-methylaniline (**1e**) (0.054 g, 0.50 mmol) and pyrazole (0.10 g, 1.5 mmol). The iodination step was carried out at 40 °C for 5 h and the *N*-arylation step at 130 °C for 24 h. Purification by flash column chromatography (petroleum ether/ethyl acetate, 7 : 3) gave *N*-(2-amino-5-methylphenyl)-1*H*-pyrazole (**3e**) (0.051 g, 58%) as an orange oil. Spectroscopic data were consistent with the literature.²⁶ δ_{H} (400 MHz, CDCl₃) 2.27 (3H, s, 5-CH₃), 4.48 (2H, br s, NH₂), 6.42 (1H, t, *J* 2.1 Hz, 4'-H), 6.74 (1H, d, *J* 8.1 Hz, 3-H), 6.96 (1H, dd, *J* 8.1, 1.3 Hz, 4-H), 7.00 (1H, d, *J* 1.3 Hz, 6-H), 7.70 (1H, d, *J* 2.1 Hz, ArH), 7.73 (1H, d, *J* 2.1 Hz, ArH); δ_{C} (101 MHz, CDCl₃) 20.3 (CH₃), 106.3 (CH), 117.4 (CH), 124.7 (CH), 126.6 (C), 127.6 (C), 129.1 (CH), 129.8 (CH), 138.5 (C), 140.5 (CH); *m/z* (ESI) 174 (MNa⁺. 100%).

N-(2-Methoxy-5-methylphenyl)-1*H*-pyrazole (**3f**)

N-(2-Methoxy-5-methylphenyl)-1*H*-pyrazole (**3f**) was synthesised as described for *N*-(2-amino-5-cyanophenyl)-1*H*-pyrazole (**3a**) using 4-methylaniline (**1f**) (0.063 mL, 0.50 mmol) and pyrazole (0.10 g, 1.5 mmol). The iodination step was carried out at 70 °C for 20 h and the *N*-arylation step at 130 °C for 24 h. Purification by flash column chromatography (hexane/diethyl ether, 4 : 1) gave *N*-(2-methoxy-5-methylphenyl)-1*H*-pyrazole (**3f**) (0.067 g, 71%) as a colourless oil. $\nu_{\text{max}}/\text{cm}^{-1}$ (neat) 2936 (CH), 1524 (C=C), 1504, 1462, 1283, 1242, 1036, 804, 744; δ_{H} (400 MHz, CDCl₃) 2.33 (3H, br s,

5-CH₃), 3.83 (3H, s, OCH₃), 6.41 (1H, dd, *J* 2.4, 1.9 Hz, 4'-H), 6.92 (1H, d, *J* 8.4 Hz, 3-H), 7.05–7.10 (1H, m, 4-H), 7.55 (1H, d, *J* 2.3 Hz, 6-H), 7.69 (1H, dd, *J* 2.4, 0.4 Hz, ArH), 8.03 (1H, dd, *J* 1.9, 0.4 Hz, ArH); δ_{C} (101 MHz, CDCl₃) 20.4 (CH₃), 56.1 (CH₃), 106.1 (CH), 112.3 (CH), 125.6 (CH), 128.3 (CH), 129.4 (C), 130.8 (C), 131.5 (CH), 139.9 (CH), 149.1 (C); *m/z* (EI) 188.0942 (M⁺. C₁₁H₁₂N₂O requires 188.0950), 159 (55%), 144 (34).

N-(2-Methoxy-4,5-dimethylphenyl)-1*H*-pyrazole (**3g**)

N-(2-Methoxy-4,5-dimethylphenyl)-1*H*-pyrazole (**3g**) was synthesised as described for *N*-(2-amino-5-cyanophenyl)-1*H*-pyrazole (**3a**) using 3,4-dimethylaniline (**1g**) (0.070 mL, 0.50 mmol) and pyrazole (0.10 g, 1.5 mmol). The iodination step was carried out at 70 °C for 5 h and the *N*-arylation step at 130 °C for 24 h. Purification by flash column chromatography (hexane/diethyl ether, 9 : 1) gave *N*-(2-methoxy-4,5-dimethylphenyl)-1*H*-pyrazole (**3g**) (0.068 g, 67%) as a colourless oil. $\nu_{\text{max}}/\text{cm}^{-1}$ (neat) 2932 (CH), 1520, 1466, 1396, 1242, 1188, 1034, 748; δ_{H} (400 MHz, CDCl₃) 2.23 (3H, s, CH₃), 2.29 (3H, s, CH₃), 3.82 (3H, s, OCH₃), 6.39 (1H, dd, *J* 2.3, 1.7 Hz, 4'-H), 6.81 (1H, s, 3-H), 7.47 (1H, s, 6-H), 7.67 (1H, d, *J* 1.7 Hz, ArH), 7.97 (1H, d, *J* 2.3 Hz, ArH); δ_{C} (101 MHz, CDCl₃) 18.7 (CH₃), 19.9 (CH₃), 56.1 (CH₃), 105.9 (CH), 113.9 (CH), 126.1 (CH), 127.2 (C), 129.2 (C), 131.4 (CH), 136.4 (C), 139.7 (CH), 149.1 (C); *m/z* (ESI) 225.0994 (MNa⁺. C₁₂H₁₄N₂NaO requires 225.0998).

3-Pyrazol-1'-yl-4-methoxybiphenyl (**3h**)

3-Pyrazol-1'-yl-4-methoxybiphenyl (**3h**) was synthesised as described for *N*-(2-amino-5-cyanophenyl)-1*H*-pyrazole (**3a**) using 4-methoxybiphenyl (**1h**) (0.050 g, 0.19 mmol) and pyrazole (0.051 g, 0.75 mmol). The iodination step was carried out at 70 °C for 5 h and the *N*-arylation step at 130 °C for 24 h. Purification by flash column chromatography (hexane/diethyl ether, 7 : 3) gave 3-pyrazol-1'-yl-4-methoxybiphenyl (**3h**) (0.077 g, 61%) as a white solid. Mp 52–54 °C; $\nu_{\text{max}}/\text{cm}^{-1}$ (neat) 2940 (CH), 1528 (C=C), 1489, 1404, 1281, 1250, 1018, 756; δ_{H} (500 MHz, CDCl₃) 3.92 (3H, s, OCH₃), 6.45 (1H, dd, *J* 2.3, 1.8 Hz, 4'-H), 7.11 (1H, d, *J* 8.6 Hz, 5-H), 7.32 (1H, tt, *J* 7.4, 1.2 Hz, 4''-H), 7.38–7.44 (2H, m, 3''-H and 5''-H), 7.52 (1H, dd, *J* 8.6, 2.4 Hz, 6-H), 7.58–7.63 (2H, m, 2''-H and 6''-H), 7.73 (1H, d, *J* 1.8 Hz, ArH), 7.99 (1H, d, *J* 2.4 Hz, 2-H), 8.08 (1H, d, *J* 2.3 Hz, ArH); δ_{C} (126 MHz, CDCl₃) 56.1 (CH₃), 106.3 (CH), 112.7 (CH), 123.9 (CH), 126.3 (CH), 126.8 (2 × CH), 127.1 (CH), 128.8 (2 × CH), 129.9 (C), 131.6 (CH), 134.5 (C), 139.8 (C), 140.2 (CH), 150.7 (C); *m/z* (ESI) 273.0992 (MNa⁺. C₁₆H₁₄N₂NaO requires 273.0998).

N-(2,5-Dimethoxyphenyl)-1*H*-pyrazole (**3i**)

N-(2,5-Dimethoxyphenyl)-1*H*-pyrazole (**3i**) was synthesised as described for *N*-(2-amino-5-cyanophenyl)-1*H*-pyrazole (**3a**) using 1,4-dimethoxybenzene (**1i**) (0.069 g, 0.50 mmol) and pyrazole (0.10 g, 1.5 mmol). The iodination step was carried out at 70 °C for 5 h and the *N*-arylation step at 150 °C for 24 h. Purification by flash column chromatography (petroleum ether/ethyl acetate, 9 : 1) gave *N*-(2,5-dimethoxyphenyl)-1*H*-pyrazole (**3i**) (0.067 g, 66%) as a colourless oil. $\nu_{\text{max}}/\text{cm}^{-1}$ (neat)



2940 (CH), 1597, 1520, 1504, 1211, 1042, 748; δ_{H} (400 MHz, CDCl_3) 3.82 (6H, br s, $2 \times \text{OCH}_3$), 6.42 (1H, dd, J 2.4, 1.9 Hz, 4'-H), 6.83 (1H, dd, J 9.0, 3.1 Hz, 4-H), 6.98 (1H, d, J 9.0 Hz, 3-H), 7.36 (1H, d, J 3.1 Hz, 6-H), 7.70 (1H, d, J 1.9 Hz, ArH), 8.10 (1H, d, J 2.4 Hz, ArH); δ_{C} (101 MHz, CDCl_3) 55.9 (CH_3), 56.7 (CH_3), 106.3 (CH), 110.0 (CH), 113.6 (CH), 114.0 (CH), 130.2 (C), 131.6 (CH), 140.1 (CH), 145.1 (C), 154.1 (C); m/z (ESI) 227.0785 (MNa^+ . $\text{C}_{11}\text{H}_{12}\text{N}_2\text{NaO}_2$ requires 227.0791).

2''-(4-Methoxy-3-pyrazol-1'-ylphenyl)acetic acid (3j)

2''-(4-Methoxy-3-pyrazol-1'-ylphenyl)acetic acid (**3j**) was synthesised as described for *N*-(2-amino-5-cyanophenyl)-1*H*-pyrazole (**3a**) using 4-methoxyphenylacetic acid (**1j**) (0.083 g, 0.50 mmol) and pyrazole (0.10 g, 1.5 mmol). The iodination step was carried out at 70 °C for 5 h and the *N*-arylation step at 150 °C for 24 h. The reaction mixture was cooled to room temperature, diluted with dichloromethane (10 mL) and extracted with 1 M aqueous sodium hydroxide solution (10 mL). The aqueous layer was separated and acidified with 1 M aqueous hydrochloric acid and extracted into dichloromethane (3×30 mL). The combined organic layers were dried (MgSO_4) and concentrated *in vacuo*. Trituration with hexane gave 2''-(4-methoxy-3-pyrazol-1'-ylphenyl)acetic acid (**3j**) (0.062 g, 53%) as a white solid. Mp 94–96 °C; $\nu_{\text{max}}/\text{cm}^{-1}$ (neat) 2940 (CH), 1713 (C=O), 1526 (C=C), 1462, 1410, 1287, 1248, 1180, 1152, 1022, 760; δ_{H} (400 MHz, CDCl_3) 3.62 (2H, s, CH_2), 3.86 (3H, s, OCH_3), 6.42 (1H, dd, J 2.3, 1.8 Hz, 4'-H), 6.99 (1H, d, J 8.5 Hz, 5-H), 7.21 (1H, dd, J 8.5, 2.1 Hz, 6-H), 7.67 (1H, d, J 2.1 Hz, 2-H), 7.73 (1H, d, J 1.8 Hz, ArH), 8.02 (1H, d, J 2.3 Hz, ArH); δ_{C} (101 MHz, CDCl_3) 40.1 (CH_2), 56.0 (CH_3), 106.3 (CH), 112.4 (CH), 126.4 (CH), 126.9 (C), 129.1 (CH), 129.2 (C), 131.9 (CH), 139.9 (CH), 150.2 (C), 175.5 (C); m/z (ESI) 255.0738 (MNa^+ . $\text{C}_{12}\text{H}_{12}\text{N}_2\text{NaO}_3$ requires 255.0740).

N-(5-Acetyl-2,4-dimethoxyphenyl)-1*H*-pyrazole (3k)

N-(5-Acetyl-2,4-dimethoxyphenyl)-1*H*-pyrazole (**3k**) was synthesised as described for *N*-(2-amino-5-cyanophenyl)-1*H*-pyrazole (**3a**) using 2,4-dimethoxyacetophenone (**1k**) (0.090 g, 0.50 mmol) and pyrazole (0.10 g, 1.5 mmol). The iodination step was carried out at 70 °C for 5 h and the *N*-arylation step at 150 °C for 24 h. Purification by flash column chromatography (petroleum ether/ethyl acetate, 4:1) followed by trituration with diethyl ether gave *N*-(5-acetyl-2,4-dimethoxyphenyl)-1*H*-pyrazole (**3k**) (0.059 g, 48%) as a white solid. Mp 122–124 °C; $\nu_{\text{max}}/\text{cm}^{-1}$ (neat) 2931 (CH), 1659 (C=O), 1605, 1520, 1265, 1227, 1026, 741; δ_{H} (500 MHz, CDCl_3) 2.60 (3H, s, COMe), 3.93 (3H, s, OCH_3), 3.99 (3H, s, OCH_3), 6.41 (1H, dd, J 2.3, 1.8 Hz, 4'-H), 6.57 (1H, s, 3-H), 7.69 (1H, d, J 1.8 Hz, ArH), 7.78 (1H, d, J 2.3 Hz, ArH), 8.08 (1H, s, 6-H); δ_{C} (126 MHz, CDCl_3) 31.7 (CH_3), 56.0 (CH_3), 56.2 (CH_3), 95.8 (CH), 106.1 (CH), 120.6 (C), 123.4 (C), 128.8 (CH), 131.3 (CH), 140.2 (CH), 156.7 (C), 159.9 (C), 196.8 (C); m/z (ESI) 269.0889 (MNa^+ . $\text{C}_{13}\text{H}_{14}\text{N}_2\text{NaO}_3$ requires 269.0897).

N-(2-Hydroxy-5-methylphenyl)-1*H*-pyrazole (3l)

An oven-dried microwave vial was flushed with argon and charged with *N*-iodosuccinimide (0.11 g, 0.50 mmol) and dry toluene (3 mL). To this suspension was added silver bis(trifluoromethanesulfonyl)imide (0.015 g, 0.038 mmol) and *p*-cresol (**1l**) (0.053 mL, 0.50 mmol). The reaction mixture was stirred at 40 °C for 5 h in the dark. The reaction mixture was cooled to room temperature and pyrazole (0.10 g, 1.5 mmol), copper(i) iodide (0.0095 g, 0.050 mmol), caesium carbonate (0.33 g, 1.0 mmol), *trans*-*N,N'*-dimethylcyclohexane-1,2-diamine (**6**) (0.16 μL , 0.10 mmol) and water (0.5 mL) were added. The reaction mixture was degassed under argon for 0.1 h and then heated to 130 °C for 24 h. The reaction mixture was then cooled to room temperature, diluted with ethyl acetate (10 mL), washed with a 1 M aqueous sodium thiosulfate solution (10 mL). The aqueous layer was extracted with ethyl acetate (3×10 mL) and the combined organic layers were washed with brine (10 mL). The organic phase was dried (MgSO_4), filtered and concentrated *in vacuo*. Purification by flash column chromatography (hexane/diethyl ether, 4:1) gave *N*-(2-hydroxy-5-methylphenyl)-1*H*-pyrazole (**3l**) (0.032 g, 37%) as a colourless oil. $\nu_{\text{max}}/\text{cm}^{-1}$ (neat) 3036 (OH), 2920 (CH), 1518 (C=C), 1333, 1279, 1250, 750; δ_{H} (400 MHz, CDCl_3) 2.33 (3H, s, 5- CH_3), 6.49 (1H, dd, J 2.4, 2.1 Hz, 4'-H), 6.95–7.01 (2H, m, 3-H and 4-H), 7.18 (1H, br s, 6-H), 7.72 (1H, d, J 2.1 Hz, ArH), 7.99 (1H, d, J 2.4 Hz, ArH), 11.11 (1H, s, OH); δ_{C} (101 MHz, CDCl_3) 20.6 (CH_3), 106.7 (CH), 118.3 (CH), 118.7 (CH), 124.5 (C), 126.6 (CH), 128.2 (CH), 128.9 (C), 138.9 (CH), 147.0 (C); m/z (ESI) 197.0684 (MNa^+ . $\text{C}_{10}\text{H}_{10}\text{N}_2\text{NaO}$ requires 197.0685).

N-(2-Methoxy-5-methylphenyl)benzenesulfonamide (3m)

N-(2-Methoxy-5-methylphenyl)benzenesulfonamide (**3m**) was synthesised as described for *N*-(2-amino-5-cyanophenyl)-1*H*-pyrazole (**3a**) using 4-methylanisole (**1f**) (0.063 mL, 0.50 mmol) and benzenesulfonamide (0.24 g, 1.5 mmol). The iodination step was carried out at 70 °C for 5 h and the *N*-arylation step at 150 °C for 24 h. Purification by flash column chromatography (hexane/diethyl ether, 1:1) gave *N*-(2-methoxy-5-methylphenyl)benzenesulfonamide (**3m**) (0.084 g, 61%) as a white solid. Mp 134–136 °C; $\nu_{\text{max}}/\text{cm}^{-1}$ (neat) 3011 (CH), 1506, 1389, 1327, 1256, 1165, 1090, 1030, 907, 727; δ_{H} (400 MHz, CDCl_3) 2.25 (3H, s, 5- CH_3), 3.54 (3H, s, OCH_3), 6.59 (1H, d, J 8.3 Hz, 3-H), 6.82 (1H, dd, J 8.3, 1.6 Hz, 4-H), 6.98 (1H, br s, NH), 7.34 (1H, d, J 1.6 Hz, 6-H), 7.36–7.43 (2H, m, 3'-H and 5'-H), 7.48 (1H, t, J 7.4 Hz, 4'-H), 7.71–7.77 (2H, m, 2'-H and 6'-H); δ_{C} (101 MHz, CDCl_3) 20.7 (CH_3), 55.7 (CH_3), 110.5 (CH), 122.4 (CH), 125.4 (C), 125.9 (CH), 127.2 ($2 \times \text{CH}$), 128.7 ($2 \times \text{CH}$), 130.6 (C), 132.8 (CH), 139.2 (C), 147.7 (C); m/z (ESI) 300.0653 (MNa^+ . $\text{C}_{14}\text{H}_{15}\text{NNaO}_3\text{S}$ requires 300.0665).

N-(2-Methoxy-5-methylphenyl)-4'-methylbenzenesulfonamide (3n)

N-(2-Methoxy-5-methylphenyl)-4'-methylbenzenesulfonamide (**3n**) was synthesised as described for *N*-(2-amino-5-cyano-



phenyl)-1*H*-pyrazole (**3a**) using 4-methylanisole (**1f**) (0.063 mL, 0.50 mmol) and *p*-toluenesulfonamide (0.26 g, 1.5 mmol). The iodination step was carried out at 70 °C for 5 h and the *N*-arylation step at 150 °C for 24 h. Purification by flash column chromatography (hexane/diethyl ether, 1 : 1) gave *N*-(2-methoxy-5-methylphenyl)-4'-methylbenzenesulfonamide (**3n**) (0.113 g, 78%) as a white solid. Mp 68–70 °C; $\nu_{\max}/\text{cm}^{-1}$ (neat) 3400 (NH), 2936 (CH), 1595 (C=C), 1508, 1389, 1330, 1252, 1163, 1123, 1090, 808; δ_{H} (400 MHz, CDCl_3) 2.25 (3H, s, 4'-CH₃), 2.35 (3H, s, 5-CH₃), 3.58 (3H, s, OCH₃), 6.60 (1H, d, *J* 8.4 Hz, 3-H), 6.81 (1H, dd, *J* 8.4, 2.1 Hz, 4-H), 6.95 (1H, br s, NH), 7.18 (2H, d, *J* 8.2 Hz, 3'-H and 5'-H), 7.34 (1H, d, *J* 2.1 Hz, 6-H), 7.63 (2H, d, *J* 8.2 Hz, 2'-H and 6'-H); δ_{C} (101 MHz, CDCl_3) 20.8 (CH₃), 21.5 (CH₃), 55.7 (CH₃), 110.5 (CH), 121.8 (CH), 125.6 (CH), 125.7 (C), 127.2 (2 × CH), 129.3 (2 × CH), 130.6 (C), 136.4 (C), 143.5 (C), 147.5 (C); *m/z* (ESI) 314.0809 (MNa⁺. C₁₅H₁₇NNaO₃S requires 314.0821).

N-(2-Methoxy-5-methylphenyl)-4'-chlorobenzenesulfonamide (**3o**)

N-(2-Methoxy-5-methylphenyl)-4'-chlorobenzenesulfonamide (**3o**) was synthesised as described for *N*-(2-amino-5-cyanophenyl)-1*H*-pyrazole (**3a**) using 4-methylanisole (**1f**) (0.063 mL, 0.50 mmol) and *p*-chlorobenzenesulfonamide (0.29 g, 1.5 mmol). The iodination step was carried out at 70 °C for 5 h and the *N*-arylation step at 150 °C for 24 h. Purification by flash column chromatography (hexane/diethyl ether, 1 : 1) gave *N*-(2-methoxy-5-methylphenyl)-4'-chlorobenzenesulfonamide (**3o**) (0.089 g, 55%) as a yellow oil. $\nu_{\max}/\text{cm}^{-1}$ (neat) 3273 (NH), 2932 (CH), 1585 (C=C), 1508, 1335, 1252, 1165, 1123, 1086, 752; δ_{H} (400 MHz, CDCl_3) 2.27 (3H, s, 5-CH₃), 3.58 (3H, s, OCH₃), 6.61 (1H, d, *J* 8.3 Hz, 3-H), 6.85 (1H, dd, *J* 8.3, 2.0 Hz, 4-H), 6.97 (1H, br s, NH), 7.32–7.38 (3H, m, 6-H, 3'-H and 5'-H), 7.67 (2H, d, *J* 8.9 Hz, 2'-H and 6'-H); δ_{C} (101 MHz, CDCl_3) 20.7 (CH₃), 55.7 (CH₃), 110.5 (CH), 122.6 (CH), 125.0 (C), 126.3 (CH), 128.7 (2 × CH), 129.0 (2 × CH), 130.7 (C), 137.7 (C), 139.2 (C), 147.8 (C); *m/z* (ESI) 334.0265 (MNa⁺. C₁₄H₁₄³⁵ClNNaO₃S requires 334.0275).

N-(2-Methoxy-5-methylphenyl)methanesulfonamide (**3p**)

N-(2-Methoxy-5-methylphenyl)methanesulfonamide (**3p**) was synthesised as described for *N*-(2-amino-5-cyanophenyl)-1*H*-pyrazole (**3a**) using 4-methylanisole (**1f**) (0.063 mL, 0.50 mmol) and methanesulfonamide (0.14 g, 1.5 mmol). The iodination step was carried out at 70 °C for 5 h and the *N*-arylation step at 150 °C for 24 h. Purification by flash column chromatography (petroleum ether/ethyl acetate, 7 : 3) gave *N*-(2-methoxy-5-methylphenyl)methanesulfonamide (**3p**) (0.061 g, 57%) as a colourless oil. $\nu_{\max}/\text{cm}^{-1}$ (neat) 3267 (NH), 2934 (CH), 1508 (C=C), 1387, 1323, 1252, 1161, 1121, 1028, 970, 760; δ_{H} (500 MHz, CDCl_3) 2.30 (3H, s, 5-CH₃), 2.94 (3H, s, SO₂CH₃), 3.85 (3H, s, OCH₃), 6.74 (1H, br s, NH), 6.80 (1H, d, *J* 8.3 Hz, 3-H), 6.92 (1H, dd, *J* 8.3, 1.9 Hz, 4-H), 7.33 (1H, d, *J* 1.9 Hz, 6-H); δ_{C} (126 MHz, CDCl_3) 20.8 (CH₃), 39.0 (CH₃), 55.9 (CH₃), 110.6 (CH), 121.7 (CH), 125.7 (C), 125.9 (CH), 131.0 (C), 147.5 (C); *m/z* (ESI) 238.0502 (MNa⁺. C₉H₁₃NNaO₃S requires 238.0508).

N-(2-Methoxy-5-methylphenyl)benzamide (**3q**)²⁷

N-(2-Methoxy-5-methylphenyl)benzamide (**3q**) was synthesised as described for *N*-(2-amino-5-cyanophenyl)-1*H*-pyrazole (**3a**) using 4-methylanisole (**1f**) (0.063 mL, 0.50 mmol) and benzamide (0.18 g, 1.5 mmol). The iodination step was carried out at 70 °C for 5 h and the *N*-arylation step at 150 °C for 24 h. Purification by flash column chromatography (hexane/diethyl ether, 4 : 1) gave *N*-(2-methoxy-5-methylphenyl)benzamide (**3q**) (0.091 g, 75%) as a colourless oil. Spectroscopic data were consistent with the literature.²⁷ δ_{H} (500 MHz, CDCl_3) 2.33 (3H, s, 5-CH₃), 3.87 (3H, s, OCH₃), 6.78 (1H, d, *J* 8.3 Hz, 3-H), 6.86 (1H, dd, *J* 8.3 Hz, 2.1 Hz, 4-H), 7.44–7.55 (3H, m, 3'-H, 4'-H and 5'-H), 7.86–7.90 (2H, m, 2'-H and 6'-H), 8.38 (1H, d, *J* 2.1 Hz, 6-H), 8.52 (1H, br s, NH); δ_{C} (126 MHz, CDCl_3) 21.0 (CH₃), 55.9 (CH₃), 109.8 (CH), 120.5 (CH), 124.1 (CH), 127.0 (2 × CH), 127.5 (C), 128.7 (2 × CH), 130.6 (C), 131.6 (CH), 135.3 (C), 146.1 (C), 165.1 (C); *m/z* (ESI) 264 (MNa⁺. 100%).

N-(2-Methoxy-5-methylphenyl)-4'-methylbenzamide (**3r**)

N-(2-Methoxy-5-methylphenyl)-4'-methylbenzamide (**3r**) was synthesised as described for *N*-(2-amino-5-cyanophenyl)-1*H*-pyrazole (**3a**) using 4-methylanisole (**1f**) (0.063 mL, 0.50 mmol) and *p*-toluamide (0.10 g, 1.5 mmol). The iodination step was carried out at 70 °C for 5 h and the *N*-arylation step at 150 °C for 24 h. Purification by flash column chromatography (hexane/diethyl ether, 4 : 1) gave *N*-(2-methoxy-5-methylphenyl)-4'-methylbenzamide (**3r**) (0.098 g, 77%) as a white solid. Mp 56–58 °C; $\nu_{\max}/\text{cm}^{-1}$ (neat) 3429 (NH), 2920 (CH), 1670 (C=O), 1530 (C=C), 1477, 1423, 1248, 1223, 1138, 1030, 799; δ_{H} (400 MHz, CDCl_3) 2.33 (3H, s, 5-CH₃), 2.41 (3H, s, 4'-CH₃), 3.87 (3H, s, OCH₃), 6.78 (1H, d, *J* 8.2 Hz, 3-H), 6.85 (1H, dd, *J* 8.2, 2.0 Hz, 4-H), 7.27 (2H, d, *J* 8.1 Hz, 3'-H and 5'-H), 7.78 (2H, d, *J* 8.1 Hz, 2'-H and 6'-H), 8.38 (1H, d, *J* 2.0 Hz, 6-H), 8.50 (1H, br s, NH); δ_{C} (101 MHz, CDCl_3) 21.0 (CH₃), 21.5 (CH₃), 55.9 (CH₃), 109.8 (CH), 120.4 (CH), 123.9 (CH), 127.0 (2 × CH), 127.6 (C), 129.4 (2 × CH), 130.6 (C), 132.5 (C), 142.1 (C), 146.1 (C), 165.1 (C); *m/z* (ESI) 278.1146 (MNa⁺. C₁₆H₁₇NNaO₂ requires 278.1151).

N-(2-Methoxy-5-methylphenyl)pyrrolidin-2'-one (**3s**)²⁸

N-(2-Methoxy-5-methylphenyl)pyrrolidin-2'-one (**3s**) was synthesised as described for *N*-(2-amino-5-nitrophenyl)-1*H*-pyrazole (**3a**) using 4-methylanisole (**1f**) (0.063 mL, 0.50 mmol) and pyrrolidin-2-one (0.11 mL, 1.5 mmol). The iodination step was carried out at 70 °C for 5 h and the *N*-arylation step at 150 °C for 24 h. Purification by flash column chromatography (ethyl acetate) gave *N*-(2-methoxy-5-methylphenyl)pyrrolidin-2'-one (**3s**) (0.053 g, 52%) as a colourless oil. Spectroscopic data were consistent with the literature.²⁸ δ_{H} (500 MHz, CDCl_3) 2.12–2.20 (2H, m, 4'-H₂), 2.28 (3H, s, 5-CH₃), 2.54 (2H, t, *J* 7.8 Hz, 3'-H₂), 3.73 (2H, t, *J* 7.0 Hz, 5'-H₂), 3.79 (3H, s, OCH₃), 6.84 (1H, d, *J* 8.9 Hz, 3-H), 7.04–7.07 (2H, m, 4-H and 6-H); δ_{C} (126 MHz, CDCl_3) 18.9 (CH₂), 20.4 (CH₃), 31.2 (CH₂), 50.0 (CH₂), 55.8 (CH₃), 112.1 (CH), 126.9 (C), 129.1 (CH), 129.2



(CH), 130.4 (C), 152.7 (C), 175.2 (C); m/z (ESI) 228 (MNa⁺. 100%).

N-(2-Methoxy-5-methylphenyl)imidazole (3t)²⁹

N-(2-Methoxy-5-methylphenyl)imidazole (3t) was synthesised as described for *N*-(2-amino-5-cyanophenyl)-1*H*-pyrazole (3a) using 4-methylanisole (1f) (0.063 mL, 0.50 mmol) and imidazole (0.10 g, 1.5 mmol). The iodination step was carried out at 70 °C for 5 h and the *N*-arylation step at 150 °C for 36 h. Purification by flash column chromatography (ethyl acetate/methanol, 9 : 1) gave *N*-(2-methoxy-5-methylphenyl)imidazole (3t) (0.049 g, 51%) as a colourless oil. Spectroscopic data were consistent with the literature.²⁹ δ_{H} (500 MHz, CDCl₃) 2.33 (3H, s, 5-CH₃), 3.80 (3H, s, OCH₃), 6.94 (1H, d, J 8.4 Hz, 3-H), 7.09 (1H, d, J 1.8 Hz, 6-H), 7.14 (1H, dd, J 8.4, 1.8 Hz, 4-H), 7.15–7.24 (2H, m, 5'-H and 4'-H), 7.79 (1H, br s, 2'-H); δ_{C} (126 MHz, CDCl₃) 20.4 (CH₃), 55.9 (CH₃), 112.4 (CH), 120.3 (CH), 126.1 (CH), 126.2 (C), 128.7 (CH), 129.2 (CH), 130.7 (C), 137.8 (CH), 150.4 (C); m/z (ESI) 189 (MH⁺. 100%).

N-(2-Methoxy-5-methylphenyl)pyrrole (3u)

N-(2-Methoxy-5-methylphenyl)pyrrole (3u) was synthesised as described for *N*-(2-amino-5-nitrophenyl)-1*H*-pyrazole (3a) using 4-methylanisole (1f) (0.063 mL, 0.50 mmol) and pyrrole (0.10 mL, 1.5 mmol). The iodination step was carried out at 70 °C for 5 h and the *N*-arylation step at 150 °C for 36 h. Purification by flash column chromatography (hexane/diethyl ether, 9 : 1) gave *N*-(2-methoxy-5-methylphenyl)pyrrole (3u) (0.035 g, 37%) as a colourless oil. $\nu_{\text{max}}/\text{cm}^{-1}$ (neat) 2931 (CH), 1512 (C=C), 1483, 1327, 1242, 1070, 1024, 723; δ_{H} (400 MHz, CDCl₃) 2.32 (3H, s, 5-CH₃), 3.79 (3H, s, OCH₃), 6.30 (2H, t, J 2.2 Hz, 3'-H and 4'-H), 6.91 (1H, d, J 8.2 Hz, 3-H), 6.97 (2H, t, J 2.2 Hz, 2'-H and 5'-H), 7.05 (1H, dd, J 8.2, 2.1 Hz, 4-H), 7.10 (1H, d, J 2.1 Hz, 6-H); δ_{C} (101 MHz, CDCl₃) 20.4 (CH₃), 56.0 (CH₃), 108.7 (2 × CH), 112.4 (CH), 122.0 (2 × CH), 126.4 (CH), 127.7 (CH), 130.0 (C), 130.5 (C), 150.6 (C); m/z (ESI) 210.0892 (MNa⁺. C₁₂H₁₃NNaO requires 210.0889).

N-Methyl-6-benzenesulfonamide-7-methoxy-3,4-dihydro-1*H*-quinolin-2-one (16a)

N-Methyl-6-benzenesulfonamide-7-methoxy-3,4-dihydro-1*H*-quinolin-2-one (16a) was synthesised as described for *N*-(2-amino-5-cyanophenyl)-1*H*-pyrazole (3a) using *N*-methyl-7-methoxy-3,4-dihydro-1*H*-quinolin-2-one (14) (0.0500 g, 0.262 mmol), benzenesulfonamide (0.122 g, 0.780 mmol), iron (iii) chloride (1.01 mg, 0.00625 mmol) and [BMIM]NTf₂ (6.00 μ L, 0.0196 mmol). The iodination step was carried out at 40 °C for 4 h and the *N*-arylation step at 150 °C for 20 h. Purification by flash column chromatography (ethyl acetate/hexane, 7 : 3) gave *N*-methyl-6-benzenesulfonamide-7-methoxy-3,4-dihydro-1*H*-quinolin-2-one (16a) (0.0510 g, 56%) as a white solid. Mp 185–188 °C; $\nu_{\text{max}}/\text{cm}^{-1}$ (neat) 3252 (NH), 2967 (CH), 1665 (C=O), 1616, 1518, 1332, 1171, 1146, 1115, 1092, 1061, 934, 763; δ_{H} (400 MHz, CDCl₃) 2.61 (2H, dd, J 9.2, 6.8 Hz, 4-H₂), 2.83 (2H, dd, J 7.6, 6.8 Hz, 3-H₂), 3.29 (3H, s, NCH₃), 3.55 (3H, s, OCH₃), 6.33 (1H, s, 8-H), 6.76 (1H, br s, NH), 7.35

(1H, s, 5-H), 7.39–7.44 (2H, m, 3'-H and 5'-H), 7.52 (1H, tt, J 7.2, 1.2 Hz, 4'-H), 7.70–7.74 (2H, m, 2'-H and 6'-H); δ_{C} (101 MHz, CDCl₃) 24.6 (CH₂), 29.6 (CH₃), 31.8 (CH₂), 55.8 (CH₃), 98.7 (CH), 118.6 (C), 120.0 (C), 122.5 (CH), 127.2 (2 × CH), 128.7 (2 × CH), 132.8 (CH), 138.8 (C), 139.3 (C), 149.8 (C), 170.4 (C); m/z (ESI) 369.0873 (MNa⁺. C₁₇H₁₈N₂NaO₄S requires 369.0879).

N-Methyl-6-(*p*-toluenesulfonamide)-7-methoxy-3,4-dihydro-1*H*-quinolin-2-one (16b)

N-Methyl-6-(*p*-toluenesulfonamide)-7-methoxy-3,4-dihydro-1*H*-quinolin-2-one (16b) was synthesised as described for *N*-methyl-6-benzenesulfonamide-7-methoxy-3,4-dihydro-1*H*-quinolin-2-one (16a) using *N*-methyl-7-methoxy-3,4-dihydro-1*H*-quinolin-2-one (14) (0.0500 g, 0.262 mmol) and *p*-toluenesulfonamide (0.134 g, 0.780 mmol). The iodination step was carried out at 40 °C for 4 h and the *N*-arylation step at 150 °C for 20 h. Purification by flash column chromatography (ethyl acetate/hexane, 7 : 3) gave *N*-methyl-6-(*p*-toluenesulfonamide)-7-methoxy-3,4-dihydro-1*H*-quinolin-2-one (16b) (0.0530 g, 56%) as a white solid. Mp 162–164 °C; $\nu_{\text{max}}/\text{cm}^{-1}$ (neat) 3255 (NH), 2924 (C-H), 1661 (C=O), 1512, 1342, 1150; δ_{H} (400 MHz, CDCl₃) 2.38 (3H, s, CH₃), 2.61 (2H, dd, J = 9.2, 7.2 Hz, 4-H₂), 2.82 (2H, dd, J = 9.2, 6.8 Hz, 3-H₂), 3.29 (3H, s, NCH₃), 3.59 (3H, s, OCH₃), 6.35 (1H, s, NH), 6.79 (1H, s, 8-H), 7.20 (2H, d, J = 8.5 Hz, 4'-H and 6'-H), 7.34 (1H, s, 5-H), 7.62 (2H, d, J = 8.5 Hz, 3'-H and 7'-H); δ_{C} (101 MHz, CDCl₃) 21.5 (CH₃), 24.6 (CH₂), 29.6 (CH₃), 31.8 (CH₂), 55.9 (CH₃), 98.8 (CH), 118.5 (C), 120.3 (C), 122.0 (CH), 127.2 (2 × CH), 129.4 (2 × CH), 136.4 (C), 138.5 (C), 143.6 (C), 149.5 (C), 170.4 (C); m/z (ESI) 383.1022 (MNa⁺. C₁₈H₂₀N₂O₄S requires 383.1036).

N-Methyl-6-benzamide-7-methoxy-3,4-dihydro-1*H*-quinolin-2-one (16c)

N-Methyl-6-benzamide-7-methoxy-3,4-dihydro-1*H*-quinolin-2-one (16c) was synthesised as described for *N*-methyl-6-benzenesulfonamide-7-methoxy-3,4-dihydro-1*H*-quinolin-2-one (16a) using *N*-methyl-7-methoxy-3,4-dihydro-1*H*-quinolin-2-one (14) (0.0500 g, 0.262 mmol) and benzamide (0.094 g, 0.780 mmol). The iodination step was carried out at 40 °C for 4 h and the *N*-arylation step at 150 °C for 20 h. Purification by flash column chromatography (dichloromethane/ethyl acetate, 4 : 1) gave *N*-methyl-6-benzamide-7-methoxy-3,4-dihydro-1*H*-quinolin-2-one (16c) (0.0480 g, 60%) as a white solid. Mp 168–170 °C; $\nu_{\text{max}}/\text{cm}^{-1}$ (neat) 3428 (NH), 2941 (CH), 1661 (C=O), 1530, 1124, 1059; δ_{H} (400 MHz, CDCl₃) 2.65 (2H, dd, J = 9.2, 7.2 Hz, 4-H₂), 2.89 (2H, dd, J = 9.2, 6.8 Hz, 3-H₂), 3.37 (3H, s, NCH₃), 3.95 (3H, s, OCH₃), 6.57 (1H, s, NH), 7.47–7.59 (3H, m, 4'-H, 5'-H and 6'-H), 7.87–7.91 (2H, m, 3'-H and 7'-H), 8.37 (1H, s, 8-H), 8.42 (1H, s, 5-H); δ_{C} (101 MHz, CDCl₃) 24.9 (CH₂), 29.6 (CH₃), 32.0 (CH₂), 56.2 (CH₃), 98.3 (CH), 118.4 (C), 119.5 (CH), 122.6 (C), 127.0 (2 × CH), 128.8 (2 × CH), 131.8 (CH), 135.1 (C), 136.8 (C), 147.6 (C), 165.1 (C), 170.4 (C); m/z (ESI) 333.1200 (MNa⁺. C₁₈H₁₈N₂O₃ requires 333.1210).



***N*-Methyl-6-(4'-methylbenzamide)-7-methoxy-3,4-dihydro-1*H*-quinolin-2-one (16d)**

N-Methyl-6-(4'-methylbenzamide)-7-methoxy-3,4-dihydro-1*H*-quinolin-2-one (**16d**) was synthesised as described for *N*-methyl-6-benzenesulfonamide-7-methoxy-3,4-dihydro-1*H*-quinolin-2-one (**16a**) using *N*-methyl-7-methoxy-3,4-dihydro-1*H*-quinolin-2-one (**14**) (0.0500 g, 0.262 mmol) and *p*-toluamide (0.106 g, 0.783 mmol). The iodination step was carried out at 40 °C for 4 h and the *N*-arylation step at 150 °C for 20 h. Purification by flash column chromatography (dichloromethane/diethyl ether, 3 : 2) gave *N*-methyl-6-(4'-methylbenzamide)-7-methoxy-3,4-dihydro-1*H*-quinolin-2-one (**16d**) (0.0520 g, 61%) as a white solid. Mp 164–166 °C; $\nu_{\max}/\text{cm}^{-1}$ (neat) 3428 (NH), 2955 (CH), 1663 (C=O), 1614, 1533, 1472, 1427, 1350, 1265, 1244, 1206, 1126, 1061, 745; δ_{H} (500 MHz, CDCl₃) 2.43 (3H, s, 4'-CH₃), 2.62–2.66 (2H, m, 4-H₂), 2.86–2.90 (2H, m, 3-H₂), 3.37 (3H, s, NCH₃), 3.94 (3H, s, OCH₃), 6.56 (1H, s, 8-H), 7.29 (2H, d, *J* 8.2 Hz, 3'-H and 5'-H), 7.78 (2H, d, *J* 8.2 Hz, 2'-H and 6'-H), 8.36 (1H, s, 5-H), 8.39 (1H, br s, NH); δ_{C} (126 MHz, CDCl₃) 21.5 (CH₃), 24.9 (CH₂), 29.6 (CH₃), 32.0 (CH₂), 56.2 (CH₃), 98.3 (CH), 118.3 (C), 119.4 (CH), 122.7 (C), 127.0 (2 × CH), 129.4 (2 × CH), 132.3 (C), 136.6 (C), 142.3 (C), 147.6 (C), 165.1 (C), 170.5 (C); *m/z* (ESI) 347.1364 (MNa⁺). C₁₉H₂₀N₂NaO₃ requires 347.1366).

***N*-Methyl-6-(2-pyrrolidinone)-7-methoxy-3,4-dihydro-1*H*-quinolin-2-one (16e)**

N-Methyl-6-(2-pyrrolidinone)-7-methoxy-3,4-dihydro-1*H*-quinolin-2-one (**16e**) was synthesised as described for *N*-methyl-6-benzenesulfonamide-7-methoxy-3,4-dihydro-1*H*-quinolin-2-one (**16a**) using *N*-methyl-7-methoxy-3,4-dihydro-1*H*-quinolin-2-one (**14**) (0.0500 g, 0.262 mmol) and 2-pyrrolidinone (59.3 μL, 0.780 mmol). The iodination step was carried out at 40 °C for 4 h and the *N*-arylation step at 150 °C for 72 h. Purification by flash column chromatography (methanol/ethyl acetate, 1 : 20 to methanol/ethyl acetate, 1 : 10) gave *N*-methyl-6-(2-pyrrolidinone)-7-methoxy-3,4-dihydro-1*H*-quinolin-2-one (**16e**) (0.0360 g, 51%) as a white solid. Mp 188–190 °C; $\nu_{\max}/\text{cm}^{-1}$ (neat) 2970 (CH), 1667 (C=O), 1612, 1520, 1450, 1420, 1350, 1281, 1057; δ_{H} (400 MHz, CDCl₃) 2.15–2.23 (2H, m, 4'-H₂), 2.55 (2H, t, *J* = 8.4 Hz, 5'-H₂), 2.64 (2H, dd, *J* = 9.2, 6.8 Hz, 4-H₂), 2.83 (2H, dd, *J* = 9.2, 6.8 Hz, 3-H₂), 3.36 (3H, s, NCH₃), 3.73 (2H, t, *J* = 7.2 Hz, 3'-H₂), 3.86 (3H, s, OCH₃), 6.57 (1H, s, 8-H), 7.05 (1H, s, 5-H); δ_{C} (101 MHz, CDCl₃) 18.9 (CH₂), 24.4 (CH₂), 29.7 (CH₃), 31.1 (CH₂), 31.8 (CH₂), 50.0 (CH₂), 56.0 (CH₃), 100.0 (CH), 118.4 (C), 121.6 (C), 127.6 (CH), 140.8 (C), 154.2 (C), 170.5 (C), 175.4 (C); *m/z* (ESI) 297.1214 (MNa⁺). C₁₅H₁₈N₂NaO₃ requires 297.1210).

***N*-Methyl-6-pyrazole-7-methoxy-3,4-dihydro-1*H*-quinolin-2-one (16f)**

N-Methyl-6-(1*H*-pyrazole)-7-methoxy-3,4-dihydro-1*H*-quinolin-2-one (**16f**) was synthesised as described for *N*-methyl-6-benzenesulfonamide-7-methoxy-3,4-dihydro-1*H*-quinolin-2-one (**16a**) using *N*-methyl-7-methoxy-3,4-dihydro-1*H*-quinolin-2-one (**14**) (0.0500 g, 0.262 mmol) and pyrazole (0.531 g, 0.780 mmol).

The iodination step was carried out at 40 °C for 4 h and the *N*-arylation step at 150 °C for 20 h. Purification by flash column chromatography (ethyl acetate/hexane, 7 : 3) gave *N*-methyl-6-(1*H*-pyrazole)-7-methoxy-3,4-dihydro-1*H*-quinolin-2-one (**16f**) (0.0400 g, 60%) as a white solid. Mp 168–170 °C; $\nu_{\max}/\text{cm}^{-1}$ (neat) 2947 (CH), 1667 (C=O), 1620, 1528, 1466, 1350, 1188, 1134, 1034; δ_{H} (400 MHz, CDCl₃) 2.66 (2H, dd, *J* = 9.2, 6.8 Hz, 4-H₂), 2.89 (2H, dd, *J* = 9.2, 6.8 Hz, 3-H₂), 3.40 (3H, s, NCH₃), 3.89 (3H, s, OCH₃), 6.42 (1H, dd, *J* = 2.3, 1.7 Hz, 4'-H), 6.65 (1H, s, 8-H), 7.54 (1H, s, 5-H), 7.69 (1H, d, *J* = 1.7 Hz, 3'-H), 7.99 (1H, d, *J* = 2.3 Hz, 5'-H); δ_{C} (101 MHz, CDCl₃) 24.4 (CH₂), 29.7 (CH₃), 31.8 (CH₂), 56.4 (CH₃), 100.1 (CH), 106.2 (CH), 118.8 (C), 124.3 (CH), 124.5 (C), 131.4 (CH), 140.0 (CH), 140.2 (C), 150.5 (C), 170.4 (C); *m/z* (ESI) 280.1052 (MNa⁺). C₁₄H₁₅N₃NaO₂ requires 280.1056).

Conflicts of interest

There are no conflicts to declare.

Acknowledgements

Financial support from the EPSRC (studentship to M. C. H., EP/M508056/1), the University of Glasgow (studentship to R. J. F) and the Ministry of Higher Education and Scientific Research, Omar Al-Mukhtar University, Libya (studentship to M. A. B. M.) is gratefully acknowledged.

Notes and references

- (a) R. Hili and A. K. Yudin, *Nat. Chem. Biol.*, 2006, **2**, 284; (b) *Amino Group Chemistry: From Synthesis to the Life Sciences*, ed. A. Ricci, Wiley-VCH, Weinheim, 2007.
- For reviews of copper-catalysed aryl amination, see: (a) K. Kunz, U. Scholz and D. Ganzer, *Synlett*, 2003, 2428; (b) S. V. Ley and A. W. Thomas, *Angew. Chem., Int. Ed.*, 2003, **42**, 5400; (c) C. Sambri, S. P. Marsden, A. J. Blacker and P. C. McGowan, *Chem. Soc. Rev.*, 2014, **43**, 3525; (d) K. Okano, H. Tokuyama and T. Fukuyama, *Chem. Commun.*, 2014, **50**, 13650.
- For reviews of palladium-catalysed aryl amination, see: (a) M. Carril, R. SanMartin and E. Domínguez, *Chem. Soc. Rev.*, 2008, **37**, 639; (b) J. F. Hartwig, *Acc. Chem. Res.*, 2008, **41**, 1534; (c) D. S. Surry and S. Buchwald, *Angew. Chem., Int. Ed.*, 2008, **47**, 6338; (d) C. Fischer and B. Koenig, *Beilstein J. Org. Chem.*, 2011, **7**, 59.
- For example, see: (a) M. Taillefer, N. Xia and A. Ouali, *Angew. Chem., Int. Ed.*, 2007, **46**, 934; (b) A. Correa and C. Bolm, *Angew. Chem., Int. Ed.*, 2007, **46**, 8862; (c) Z. Wang, H. Fu, Y. Jiang and Y. Zhao, *Synlett*, 2008, 2540; (d) A. Correa, S. Elmore and C. Bolm, *Chem. – Eur. J.*, 2008, **14**, 3527; (e) S. L. Buchwald and C. Bolm, *Angew. Chem., Int. Ed.*, 2009, **48**, 5586; (f) D. Guo, H. Huang, Y. Zhou, J. Xu, H. Jiang, K. Chen and H. Liu, *Green Chem.*, 2010, **12**, 276;



- (g) N. Panda, A. K. Jena, S. Mohapatra and S. R. Rout, *Tetrahedron Lett.*, 2011, **52**, 1924.
- 5 For recent reviews, see: (a) M.-L. Louillat and F. W. Patureau, *Chem. Soc. Rev.*, 2014, **43**, 901; (b) J. Jiao, K. Murakami and K. Itami, *ACS Catal.*, 2016, **6**, 610; (c) Y. Park, Y. Kim and S. Chang, *Chem. Rev.*, 2017, **117**, 9247; (d) M. C. Henry, M. A. B. Mostafa and A. Sutherland, *Synthesis*, 2017, **49**, 4586.
- 6 For example, see: (a) C. Tang and N. Jiao, *J. Am. Chem. Soc.*, 2012, **134**, 18924; (b) M.-L. Louillat, A. Biafora, F. Legros and F. W. Patureau, *Angew. Chem., Int. Ed.*, 2014, **53**, 3505.
- 7 Á. M. Martínez, N. Rodríguez, R. G. Arrayás and J. C. Carretero, *Chem. Commun.*, 2014, **50**, 2801.
- 8 Q. Li, S.-Y. Zhang, G. He, Z. Ai, W. A. Nack and G. Chen, *Org. Lett.*, 2014, **16**, 1764.
- 9 K. Sun, Y. Li, T. Xiong, J. Zhang and Q. Zhang, *J. Am. Chem. Soc.*, 2011, **133**, 1694.
- 10 M. A. B. Mostafa, E. D. D. Calder, D. T. Racys and A. Sutherland, *Chem. – Eur. J.*, 2017, **23**, 1044.
- 11 I. Goldberg, *Ber. Dtsch. Chem. Ges.*, 1906, **39**, 1691.
- 12 (a) D. T. Racys, C. E. Warrilow, S. L. Pimlott and A. Sutherland, *Org. Lett.*, 2015, **17**, 4782; (b) M. A. B. Mostafa, R. M. Bowley, D. T. Racys, M. C. Henry and A. Sutherland, *J. Org. Chem.*, 2017, **82**, 7529; (c) M. C. Henry, H. M. Senn and A. Sutherland, *J. Org. Chem.*, 2019, **84**, 346.
- 13 Analysis of the one-pot amination of **1a** by ^1H NMR spectroscopy showed that full conversion to the bromide intermediate was achieved during the first step. Hence, recovery of **1a** at the end of the copper-catalysed amination step is due to reduction of the bromide intermediate and not returned unreacted aniline.
- 14 In previous studies (see ref. 10), control experiments showed that the presence of the ionic liquid has no effect on the copper-catalysed C–N bond forming step.
- 15 G. Evano, N. Blanchard and M. Toumi, *Chem. Rev.*, 2008, **108**, 3054.
- 16 (a) A. Shafir and S. L. Buchwald, *J. Am. Chem. Soc.*, 2006, **128**, 8742; (b) A. Shafir, P. A. Lichtor and S. L. Buchwald, *J. Am. Chem. Soc.*, 2007, **129**, 3490.
- 17 Buchwald and co-workers have suggested that the success of cyclic diamine ligands for Goldberg-type coupling reactions may be due to an increase of the stability constant of the catalytically active copper–nucleophile complex: (a) A. Klapars, J. C. Antilla, X. Huang and S. L. Buchwald, *J. Am. Chem. Soc.*, 2001, **123**, 7727; (b) A. Klapars, X. Huang and S. L. Buchwald, *J. Am. Chem. Soc.*, 2002, **124**, 7421.
- 18 D. T. Racys, S. A. I. Sharif, S. L. Pimlott and A. Sutherland, *J. Org. Chem.*, 2016, **81**, 772.
- 19 (a) M. Earle, B. J. McAuley, A. Ramani, K. Seddon and J. Thompson, WO02072260, 2002; (b) M. J. Earle, U. Hakala, B. J. McAuley, M. Nieuwenhuyzen, A. Ramani and K. R. Seddon, *Chem. Commun.*, 2004, 1368.
- 20 S. Antoniotti, V. Dalla and E. Duñach, *Angew. Chem., Int. Ed.*, 2010, **49**, 7860.
- 21 For example, see: (a) J. W. Tye, Z. Weng, A. M. Johns, C. D. Incarvito and J. F. Hartwig, *J. Am. Chem. Soc.*, 2008, **130**, 9971; (b) E. R. Strieter, B. Bhayana and S. L. Buchwald, *J. Am. Chem. Soc.*, 2009, **131**, 78; (c) R. Giri, A. Brusoe, K. Troshin, J. Y. Wang, M. Font and J. F. Hartwig, *J. Am. Chem. Soc.*, 2018, **140**, 793.
- 22 E. Sperotto, G. P. M. van Klink, G. van Koten and J. G. de Vries, *Dalton Trans.*, 2010, **39**, 10338.
- 23 W. S. Palmer, G. Poncet-Montange, G. Liu, A. Petrocchi, N. Reyna, G. Subramanian, J. Theroff, A. Yau, M. Kost-Alimova, J. P. Bardenhagen, E. Leo, H. E. Shepard, T. N. Tieu, X. Shi, Y. Zhan, S. Zhao, M. C. Barton, G. Draetta, C. Toniatti, P. Jones, M. G. Do and J. N. Andersen, *J. Med. Chem.*, 2016, **59**, 1440.
- 24 R. J. Faggyas, M. Grace, L. Williams and A. Sutherland, *J. Org. Chem.*, 2018, **83**, 12595.
- 25 Z. Kuang, B. Li and Q. Song, *Chem. Commun.*, 2018, **54**, 34.
- 26 B. J. Liddle, R. M. Silva, T. J. Morin, F. P. Macedo, R. Shukla, S. V. Lindeman and J. R. Gardinier, *J. Org. Chem.*, 2007, **72**, 5637.
- 27 T.-S. Jiang and G.-W. Wang, *J. Org. Chem.*, 2012, **77**, 9504.
- 28 L. V. Desai, H. A. Malik and M. S. Sanford, *Org. Lett.*, 2006, **8**, 1141.
- 29 K. M. McCauley, J. M. Vrtis, J. Dupont and W. A. van der Donk, *J. Am. Chem. Soc.*, 2000, **122**, 2403.

