



**UNIVERSITI PUTRA MALAYSIA**

***KNOWLEDGE, ATTITUDES AND PRACTICES RELATED TO  
ANTIBIOTIC USE AND RESISTANCE PATTERNS AMONG  
OUTPATIENTS IN EASTERN PROVINCE, SAUDI ARABIA***

**WAEEL HUSSAIN ALRAMADHAN**

**FPSK(m) 2015 66**

© COPYRIGHT UPM

## **COPYRIGHT**

All material contained within the thesis, including without limitation text, logos, icons, photographs, and all other artwork, is copyright material of Universiti Putra Malaysia unless otherwise stated. Use may be made of any material contained within the thesis for non-commercial purposes from the copyright holder. Commercial use of material may only be made with the express, prior, written permission of Universiti Putra Malaysia.

Copyright© Universiti Putra Malaysia

© COPYRIGHT UPM

Abstract of thesis presented to the Senate of Universiti Putra Malaysia in Fulfillment of the Requirement for the Master of Science

**KNOWLEDGE, ATTITUDES AND PRACTICES RELATED TO ANTIBIOTIC USE AND RESISTANCE PATTERNS AMONG OUTPATIENTS IN EASTERN PROVINCE, SAUDI ARABIA**

By

**WAEEL HUSSAIN ALRAMADHAN**

**September 2015**

**Chairman: Assoc. Prof. Malina Osman, M. Community Health  
Faculty : Medicine and Health Sciences**

Antibiotic resistance is globally responsible for high numbers of morbidity and mortality. Methicillin-resistant *Staphylococcus aureus* and Extended-spectrum  $\beta$ -lactamases producing *Escherichia. coli* and *Klebsiella. pneumoniae* have high prevalence in many countries. Misuse of antibiotic is one major reason that has contributed to the emergence of antibiotic resistance. Knowledge and attitude of antibiotic were determined in some studies in order to determine the practice of antibiotic usage. There is scarce of studies in Saudi Arabia regarding surveillance of antibiotic resistance as well as regarding knowledge, attitude, and practice towards antibiotic usage.

The study was carried out to determine the prevalence of MRSA and ESBL-producing *E. coli* and *K. pneumoniae* in Qatif Central Hospital for five years. In addition, demographic and clinical characteristics of patients with MRSA and ESBL strains were determined in 2014. Furthermore, questionnaire was carried out to assess the level of knowledge, attitude, and practice towards antibiotics usage among outpatients in Qatif Central Hospital (QCH) and Dammam Medical Complex (DMC), Eastern Province, Saudi Arabia. Microsoft Excel and SPSS were used to analyze antibiotic resistance and the questionnaire.

Among the three organisms, the results showed that the prevalence of MRSA among *S. aureus* was the highest over the five years (2010-2014). The range of MRSA was 21.4% - 30.8%. ESBL-producing *E. coli* was the second highest prevalence over the five years with a range 14.2% - 26.7%. The prevalence of ESBL-producing *K. pneumoniae* was low with a minimum of 11.9% and maximum of 20.8%. In 2014, it was shown that majority of MRSA patients were female (59.8%), adults (20-59) years old (47.6%), from ICU (28.0%), and wound samples (38.4%). Likewise, many of ESBL-producing *E. coli* patients were female (66.7%) and adults (44.4%). Yet, most of patients were from Outpatient Department (34.0%) and urine sample (55.6%). Male patients with ESBL-producing *K. pneumoniae* were the greater (53.5%) and adults patients were the highest (51.2%). Many patients were from Outpatients Department (30.2%) and wound samples (32.6%). For the cross-sectional survey, out of the 300 respondents, males were 50.7%. Majority were married (73.3%), 18 - 29 years old (47%), college/university education (69.3%), and science field (33%). The findings showed that majority of respondents (79.6%) had low knowledge on antibiotic.

Although many respondents (71.7%) had a positive attitude, only few respondents (9.7%) had a good practice towards antibiotic usage. The study showed that level of education ( $P = 0.002$ ) and field of education ( $P < 0.0001$ ) were significantly associated with knowledge. Age ( $P = 0.039$ ), level of education ( $P = 0.001$ ), and field of education ( $P < 0.0001$ ) were significantly associated with attitude. Gender ( $P = 0.026$ ) and level of education ( $P = 0.006$ ) had associated with practice towards antibiotic usage.

In conclusion, prevalence of MRSA and ESBL-producing *E. coli* was high over the past five years. Respondents in the study showed a low knowledge and poor practice towards antibiotic usage. Interventions are required in order to improve awareness of antibiotic and in turn to decrease antibiotic resistance.

Abstrak tesis yang dikemukakan Senat Univeristi Putra Malaysia  
sebagai memenuhi keperluan untuk ijazah Master Sains

**PENGETAHUAN, SIKAP DAN AMALAN YANG BERKAITAN DENGAN  
PENGUNAAN ANTIBIOTIK DAN CORAK KETAHANAN ANTARA  
PESAKIT LUAR DI KAWASAN TIMUR SAUDI ARABIA**

Oleh

**WAEEL HUSSAIN ALRAMADHAN**

**September 2015**

**Pengerusi: Prof. Madya. Malina Osman, M. Kesihatan Komuniti  
Fakulti : Perubatan dan Sains Kesihatan**

Ketahanan antibiotik merupakan punca global yang menyumbang kepada morbiditi dan jumlah kematian yang tinggi. *E. coli* dan *K. penumoniae* yang menghasilkan MRSA dan ESBL tersebar luas di banyak negara. Penyalahgunaan antibiotik merupakan salah satu sebab utama yang menyumbang kepada kemunculan masalah ketahanan antibiotik. Pengetahuan dan sikap terhadap antibiotik telah ditentukan dalam beberapa kajian bagi memastikan amalan penggunaan antibiotik. Kajian-kajian yang berkaitan dengan surveilans ketahanan antibiotik serta pengetahuan, sikap, dan amalan terhadap penggunaan antibiotik di Arab Saudi amatlah jarang.

Kajian ini telah dijalankan bagi menentukan prevelans MRSA dan ESBL penghasil *E. coli* dan *K. pneumoniae* Hospital Qatif Tengah untuk lima tahun. Di samping itu, maklumat-maklumat demografi dan klinikal para pesakit yang mempunyai tanda-tanda MRSA dan ESBL telah ditentukan pada tahun 2014. Tambahan pula, soal selidik telah dijalankan bagi menilai tahap pengetahuan, sikap, dan amalan terhadap penggunaan antibiotik dalam kalangan pesakit luar di Hospital Qatif Tengah (HQT) dan Kompleks Perubatan Dammam (KPD), Wilayah Utara Arab Saudi. Perisian *Microsoft Excel* dan *SPSS* telah digunakan untuk menganalisis ketahanan antibiotik dan hasil soal selidik.

Antara ketiga-tiga organisma tersebut, hasil kajian menunjukkan bahawa prevalens MRSA antara *S. aureus* adalah yang tertinggi dalam tempoh lima tahun tersebut (2010-2014). Julat MRSA adalah antara 21.4% - 30.8%. *E. coli* penghasil ESBL mempunyai keluasan sebaran yang kedua tertinggi dalam tempoh lima tahun tersebut dengan julat antara 14.2% - 26.7%. Prevalens *K. Pneumoniae* penghasil ESBL adalah rendah dengan peratusan minimum 11.9% dan maksimum 20.8%. Pada tahun 2014, didapati bahawa kebanyakan pesakit MRSA adalah perempuan (59.8%), dewasa (berumur 20-59) (47.6%), dari ICU (28.0%), dan sampel luka (38.4%). Demikian juga, kebanyakan pesakit *E. coli* penghasil ESBL merupakan perempuan (66.7%) dan dewasa (44.4%). Akan tetapi, kebanyakan pesakit tersebut adalah dari Jabatan Pesakit Luar (34.0%) dan sampel air kencing (55.6%). Lebih banyak pesakit yang menghadapi *K. pneumoniae* adalah lelaki (53.5%) dan pesakit-pesakit dewasa adalah yang terbanyak (51.2%). Banyak pesakit adalah dari Jabatan Pesakit Luar (30.2%) dan sampel luka (32.6%).

Bagi kajian tinjauan keratan lintang, daripada 300 orang responden, 50.75% adalah lelaki. Kebanyakan mereka telah berumah tangga (73.3%), berumur 18 - 29 tahun

(47%), mempunyai pendidikan kolej/universiti (69.3%), dan berkecimpung dalam lapangan sains (33%). Hasil kajian menunjukkan bahawa majoriti daripada responden (79.6%) berpengetahuan rendah tentang antibiotik. Walaupun banyak responden (71.7%) bersikap positif, hanya sebilangan (9.7%) yang mengamalkan penggunaan antibiotik yang baik. Kajian tersebut menunjukkan bahawa tahap pendidikan ( $P = 0.002$ ) serta bidang pendidikan ( $P < 0.0001$ ) menunjukkan perkaitan yang penting dengan pengetahuan. Faktor umur ( $P = 0.039$ ), tahap pendidikan ( $P = 0.001$ ), serta bidang pendidikan ( $P < 0.0001$ ) menunjukkan perkaitan yang bermakna dengan sikap. Jantina ( $P = 0.026$ ) dan tahap pendidikan ( $P = 0.006$ ) mempunyai perkaitan dengan amalan penggunaan antibiotik.

Kesimpulannya, prevalens *E. coli* penghasil MRSA dan ESBL adalah tinggi dalam tempoh lima tahun yang lalu. Para responden dalam kajian ini menunjukkan pengetahuan rendah dan amalan yang tidak sihat dalam penggunaan antibiotik. Intervensi diperlukan bagi meningkatkan kesedaran tentang antibiotik dan oleh itu, dapat mengurangkan ketahanan terhadap antibiotik.

## ACKNOWLEDGEMENTS

In the name of God (Allah), the most compassionate, the most merciful

“Recite in the name of your Lord who created - Created man from a clinging substance- Recite, and your Lord is the most Generous - Who taught by the pen - Taught man that which he knew not”.

All praise is due to Allah, Lord of the worlds, and thank for Allah for willing me the chance to proceed further in my education, a thing that he asks humankind to embrace and possess. I am grateful to the God for the good health and wellbeing that were necessary to complete this study. I am grateful to my supervisor; Associate Professor Dr. Malina Osman for guiding me to the right path to reach the last stage of the study and for providing of much of her valuable time throughout my entire research. The grateful also to my Co-supervisor Associate Professor Dr. Rukman Awang Hamat for providing extra assistance and support in order to accomplish the work. I thank God for having such a great father and brothers whom support me financially for the entire of the study and thank also God for having such a kind mother and sisters whom never forget me in the pray. To my fiancée, Fatima, I thank her for being beside me and encourage me. Besides, I never forget Dr. Araf Al-Hamad, clinical microbiologist, whom providing me with data regarding antibiotic resistance. Thanks to respondents who took times answering the questionnaire in both Dammam and Qatif Hospitals. At last but not least, I am pleasant being a student in UPM, particularly in Parasitology Lab and I am thankful for the activities they were provided during my study. Thanks all.



I certify that a Thesis Examination Committee has met on 17 September 2015 to conduct the final examination of Alramadhan, Wael Hussain A. on his thesis entitled "Knowledge, Attitudes and Practices Related to Antibiotic Use and Resistance Patterns among Outpatients in Eastern Province, Saudi Arabia" in accordance with the Universities and University Colleges Act 1971 and the Constitution of the Universiti Putra Malaysia [P.U.(A) 106] 15 March 1998. The Committee recommends that the student be awarded the Master of Science.

Members of the Thesis Examination Committee were as follows:

**Ngah Zasmy a/l Unyah, PhD**  
Senior Lecturer  
Faculty of Medicine and Health Science  
Universiti Putra Malaysia  
(Chairman)

**Salmiah binti Md Said, PhD**  
Senior Lecturer  
Faculty of Medicine and Health Science  
Universiti Putra Malaysia  
(Internal Examiner)

**Zeehaida Mohamed, PhD**  
Professor  
Universiti Sains Malaysia  
Malaysia  
(External Examiner)



---

**ZULKARNAIN ZAINAL, PhD**  
Professor and Deputy Dean  
School of Graduate Studies  
Universiti Putra Malaysia

Date: 15 December 2015

This thesis was submitted to the Senate of Universiti Putra Malaysia and has been accepted as fulfilment of the requirement for the degree of Master of Science. The members of the Supervisory Committee were as follows:

**Malina binti Osman, M. Community Health**

Associate Professor  
Faculty of Medicine and Health Science  
Universiti Putra Malaysia  
(Chairman)

**Rukman Awang Hamat, PhD**

Senior Medical Lecturer  
Faculty of Medicine and Health Science  
Universiti Putra Malaysia  
(Member)

---

**BUJANG KIM HUAT, PhD**

Professor and Dean  
School of Graduate Studies  
Universiti Putra Malaysia

Date:

## Declaration by Graduate Student

I hereby confirm that:

- this thesis is my original work;
- quotations, illustrations and citations have been duly referenced;
- this thesis has not been submitted previously or concurrently for any other degree at any other institutions;
- intellectual property from the thesis and copyright of thesis are fully-owned by Universiti Putra Malaysia, as according to the Universiti Putra Malaysia (Research) Rules 2012;
- written permission must be obtained from supervisor and the office of Deputy Vice-Chancellor (Research and Innovation) before thesis is published (in the form of written, printed or in electronic form) including books, journals, modules, proceedings, popular writings, seminar papers, manuscripts, posters, reports, lecture notes, learning modules or any other materials as stated in the Universiti Putra Malaysia (Research) Rules 2012;
- there is no plagiarism or data falsification/fabrication in the thesis, and scholarly integrity is upheld as according to the Universiti Putra Malaysia (Graduate Studies) Rules 2003 (Revision 2012-2013) and the Universiti Putra Malaysia (Research) Rules 2012. The thesis has undergone plagiarism detection software.

Signature: \_\_\_\_\_ Date: \_\_\_\_\_

Name and Matric No.: Waeel Hussain Alramadhan (GS36583)

### **Declaration by Members of Supervisory Committee**

This is to confirm that:

- the research conducted and the writing of this thesis was under our supervision;
- supervision responsibilities as stated in the Universiti Putra Malaysia (Graduate Studies) Rules 2003 (Revision 2012-2013) are adhered to.

Signature: \_\_\_\_\_  
Name of Chairman of  
Supervisory  
Committee: \_\_\_\_\_

Signature: \_\_\_\_\_  
Name of Member of  
Supervisory  
Committee: \_\_\_\_\_

## TABLE OF CONTENTS

	Page
<b>ABSTRACT</b>	<b>i</b>
<b>ABSTRAK</b>	<b>iii</b>
<b>ACKNOWLEDGEMENTS</b>	<b>v</b>
<b>APPROVAL</b>	<b>vi</b>
<b>DECLARATION</b>	<b>viii</b>
<b>LIST OF TABLES</b>	<b>xiii</b>
<b>LIST OF FIGURES</b>	<b>xiv</b>
<b>LIST OF ABBREVIATIONS</b>	<b>xv</b>
<b>LIST OF APPENDICES</b>	<b>xvi</b>
<b>CHAPTER</b>	
<b>1 INTRODUCTION</b>	<b>1</b>
1.1 Antibiotic Resistant Bacteria	1
1.2 Global Consumption of Antibiotics	1
1.3 The Consequences of Antibiotic Misuse	2
1.4 Problem Statement	4
1.5 Significance of the Study	4
1.6 Study Objectives	5
1.6.1 General Objective	5
1.6.2 Specific Objectives	5
1.7 Hypotheses	5
1.8 Conceptual Framework	6
<b>2 LITERATURE REVIEW</b>	<b>7</b>
2.1 Introduction to Antibiotic Resistance	7
2.2 First Emergence of Antibiotic Resistance	7
2.3 Reasons for Emergence of Resistance	7
2.4 Mechanisms of Resistant Bacteria	8
2.4.1 Extended-spectrum $\beta$ -lactamases (ESBLs)	8
2.4.2 Methicillin-resistant <i>Staphylococcus aureus</i> (MRSA); Mutation of Penicillin Binding Proteins (PBPs)	9
2.4.3 Resistance beyond ESBL and MRSA	9
2.5 Worldwide Epidemiology of MRSA and ESBL	10
2.5.1 Methicillin-resistant <i>Staphylococcus aureus</i> (MRSA)	10
2.5.2 Extended-spectrum $\beta$ -Lactamases (ESBLs)	12
2.6 Consequences of Antibiotic Resistance	13
2.7 Risk Factors of Antibiotic Resistance	14
2.7.1 Age and Gender	14
2.7.2 Health-care Settings	14
2.7.3 Previous Exposure to Antibiotics	14
2.8 Usage of Antibiotics	15
2.8.1 Antibiotic Use in Humans	15
2.8.2 Antibiotics Use in Animals	15
2.9 Control and Prevention of Antibiotic Abuse	15
2.9.1 Do Bugs Need Drugs	16

2.9.2	Get Smart: Know when Antibiotics Work	16
2.10	Social and Behavioral Theories	16
2.10.1	Health Belief Model	16
2.10.2	Social Cognitive Theory	17
2.11	Knowledge, Attitude, and Practice (KAP) towards Antibiotic Usage	18
2.11.1	Knowledge on Antibiotics	18
2.11.2	Attitude towards Antibiotics	20
2.11.3	Practice towards Antibiotics Use	20
2.12	Risk Factors of Antibiotic Knowledge, Attitude and Practice	21
2.12.1	Level of Education	21
2.12.2	Family Income	22
2.12.3	Age and Gender	22
2.12.4	Field of Education	22
<b>3</b>	<b>METHODOLOGY</b>	<b>23</b>
3.1	Study Design	23
3.2	Study Location	23
3.2.1	Introductory Information of Kingdom of Saudi Arabia	23
3.2.2	Eastern Province	24
3.2.3	Health Centers and Hospitals	25
3.3	Study Duration	25
3.4	Sampling	25
3.4.1	Study Population	25
3.4.2	Sample Population	25
3.4.3	Sampling Frame	26
3.4.4	Selection Criteria	26
3.4.5	Sampling Unit	26
3.4.6	Sampling Method	26
3.4.7	Sampling Size Estimation	26
3.5	Variables	28
3.6	Data Analysis	28
3.6.1	Statistical Analysis	28
3.6.2	Normality	29
3.7	Ethical Consideration	30
3.8	Informed Consent	30
3.9	Data Collection Instruments	30
3.9.1	MRSA, ESBL-producing <i>E. coli</i> and ESBL-producing <i>K. pneumoniae</i>	30
3.9.2	The Questionnaire of the Study	31
3.10	Validity and Reliability of the Study	32
3.11	Definition of Variables	32
3.11.1	Conceptual Definitions	32
3.11.2	Operational Definitions	33
<b>4</b>	<b>RESULTS</b>	<b>35</b>
4.1	Antibiotic Resistance	35
4.1.1	Methicillin-resistant <i>Staphylococcus aureus</i> (MRSA)	35

4.1.2	Extended-spectrum $\beta$ -lactamase (ESBL)-producing <i>E. coli</i>	35
4.1.3	Extended-spectrum $\beta$ -lactamase (ESBL)-producing <i>K. pneumoniae</i>	36
4.1.4	Conclusion of Antibiotic Resistance Cases	37
4.2	Demographic and Clinical Characteristics of Resistant Bacteria	37
4.2.1	Demographic and Clinical Characteristics of MRSA	37
4.2.2	Demographic and Clinical Characteristics of ESBL-producing <i>E. coli</i>	39
4.2.3	Demographic and Clinical Characteristics of ESBL-producing <i>K. pneumoniae</i>	40
4.3	Socio-demographic Characteristics of Respondents	41
4.4	Respondents' Knowledge on Antibiotics	42
4.5	Respondents' Attitude towards Antibiotics	45
4.6	Respondents' Practice towards Antibiotic Use	46
4.7	Association of Socio-demographic (Gender, age, level of education, field of education) and KAP	48
4.7.1	Association between Socio-demographic and Knowledge	48
4.7.2	Association between Socio-demographic and Attitude	49
4.7.3	Association between Socio-demographic and Practice	49
<b>5</b>	<b>DISCUSSION</b>	<b>51</b>
5.1	Antibiotic Resistance	51
5.1.1	Methicillin-resistant <i>Staphylococcus aureus</i> (MRSA)	51
5.1.2	ESBL-producing <i>E. coli</i> and <i>K. pneumoniae</i>	52
5.2	Demographic Characteristics of MRSA and ESBL Strains	53
5.3	Clinical Characteristics of MRSA and ESBL Strains	53
5.4	Antibiotic Resistance and Antibiotic Practice	54
5.5	Knowledge on Prevention of Antibiotic Use	55
5.6	Attitude towards antibiotic use	56
5.7	Practice towards Antibiotic Use	57
5.8	Association between socio-demographic characteristics and level of KAP	58
<b>6</b>	<b>CONCLUSION, SUMMARY, AND RECOMMENDATIONS</b>	<b>59</b>
6.1	Conclusion and Summary	59
6.2	Recommendations	60
6.3	Limitations	60
	<b>REFERENCES</b>	<b>61</b>
	<b>APPENDICES</b>	<b>71</b>
	<b>BIODATA OF STUDENT</b>	<b>77</b>
	<b>LIST OF PUBLICATIONS</b>	<b>78</b>

## LIST OF TABLES

<b>Table</b>	<b>Page</b>
2.5.1a Summary of major antibiotic resistance in United States in 2013	10
2.5.1b Total number of <i>S. aureus</i> and the prevalence of MRSA in Malaysia (2007-2013)	11
3.5 Independent and dependent variables	28
3.6.1 Summary of statistical analysis used for each objective	29
3.6.2 Summary of whether descriptive statistics and plots indicate a normal distribution	30
4.1.1 Prevalence of methicillin-resistant <i>S. aureus</i> (MRSA), (2010-2014)	35
4.1.2 Prevalence of ESBL-producing <i>E. coli</i> , (2010-2014)	36
4.1.3 Prevalence of ESBL-producing <i>K. pneumoniae</i> (2010-2014)	36
4.2.1 Demographic and clinical characteristics of patients with MRSA in QCH, 2014 (n= 107)	38
4.2.2 Demographic and clinical characteristics of patients with ESBL-producing <i>E. coli</i> in QCH, 2014 (n= 162)	40
4.2.3 Demographic and clinical characteristics of patients with ESBL-producing <i>K. pneumoniae</i> in QCH, 2014 (n=43)	41
4.3 Distribution of respondents' socio-demographic characteristics (n=300)	42
4.4a Knowledge of respondents on antibiotics	44
4.4b Level of knowledge on antibiotic usage	45
4.5a Distribution by respondents by attitude towards antibiotics	45
4.5b Level of attitude towards antibiotics	46
4.6a Distribution by respondents by practice towards antibiotics	47
4.6b Level of practice towards antibiotic	48
4.7.1 Association between socio-demographic and knowledge	48
4.7.2 Association between socio-demographic and attitude	49
4.7.3 Association between socio-demographic and practice	50



## LIST OF FIGURES

Figure		Page
1.2	Trends in retail sales of carbapeneme antibiotics for Gram-negative bacteria	2
1.3	Numbers of $\beta$ -lactamase enzymes identified from 1970 to 2010	3
1.9	Conceptual Framework	6
2.5.2a	Annual prevalence of ESBL-producing <i>E. coli</i> and <i>K. pneumoniae</i> from 2009 to 2013 in Malaysia	12
2.5.2b	Average prevalence of <i>E. coli</i> , <i>K. pneumoniae</i> and MRSA among European countries (2009-2013)	13
2.10.1	Factors of Health Belief Model (HBM)	17
3.2.2	Map of Kingdom of Saudi Arabia	24

## LIST OF ABBREVIATIONS

$\beta$	beta
kg	Kilogram
km <sup>2</sup>	kilometer square
%	percentage
m	meter
$\geq$	equal or more than
CDC	Center for Disease Control and Prevention
DMC	Dammam Medical Complex
DNA	Deoxyribonucleic acid
ECDC	European Center for Disease Prevention and Control
ESBL	Extended-spectrum $\beta$ -lactamase
GCC	Gulf Cooperation Council
KAP	knowledge, attitude, and practice
MIC	minimum inhibitory concentration
MOH	Ministry of Health
MRSA	Methicillin-resistant <i>Staphylococcus aureus</i>
NIH	The National Institute of Health
PBPs	Penicillin binding proteins
PGN	Peptidoglycan
QCH	Qatif Central Hospital
SD	Standard deviation
URTIs	upper respiratory tract infections
VRSA	Vancomycin-resistant <i>Staphylococcus aureus</i>
WHO	World Health Organization

## LIST OF APPENDICES

<b>Appendix</b>	<b>Page</b>
A University Research Ethics Committee of the Universiti Putra Malaysia	71
B King Fahad Medical City (KFMC) Ethics Committee Approval Letter	72
C The National Institutes of Health (NIH) Certificate	73
D Consent form	74
E Questionnaire	75

## CHAPTER 1

### INTRODUCTION

#### 1.1 Antibiotic Resistant Bacteria

Antibiotic resistance is globally responsible for high numbers of morbidity and mortality (Klebens *et al.*, 2007). Cases of antibiotic resistance have been recorded in more than 100 countries (World Health Organization, 2014). According to Center for Disease Control and Prevention (2013), cases of antibiotic resistance in United States exceed two million cases every year and more than 23,000 fatal cases. Similarly, European Center for Disease Prevention and Control (2011) stated that at least 25,000 patients with antibiotic resistance dies every year in Europe.

*Staphylococcus aureus* is a common micro-organism that has developed into highly resistant species. *S. aureus* has disseminated globally as methicillin-resistant *Staphylococcus aureus* (MRSA). MRSA is a common nosocomial pathogen which is related to health-care-associated MRSA (HA-MRSA) as well as community-associated MRSA (CA-MRSA) cases (DeLeo *et al.*, 2010). In US, there are more than 80,000 cases of MRSA every year (CDC, 2013). In addition, European Union (EU) countries showed a high prevalence with more than 25% of MRSA cases among *S. aureus* (ECDC, 2009). More current surveillance in Europe showed a decrease of MRSA, yet some countries are still recording a high prevalence of MRSA (ECDC, 2013).

In line with that,  $\beta$ -lactamases, enzymes that degraded  $\beta$ -lactam agents, spread worldwide and is now found in many different species of members of the family *Enterobacteriaceae* as well as *Pseudomonas aeruginosa* and *Neisseria gonorrhoeae* (Bradford, 2001). However, many species have developed an extended resistance to third generation cephalosporins, forming strains of high resistance known as extended-spectrum  $\beta$ -lactamases (ESBLs) (Rawat *et al.*, 2010). Currently, ESBL is considered problematic among hospitalized patients worldwide; moreover, many hospitals have experienced outbreak of ESBL-producing organisms (Bradford, 2001). The prevalence of ESBL-producing *Enterobacteriaceae* varies; some countries such as France recorded a low prevalence, less than 10%, of ESBL producing *E. coli* while it reached to as high as 40% in Bulgaria (ECDC, 2013).

Accordingly, there are several risk factors that can emerge and spread both hospital and community of resistant bacteria, such as length of hospitalization, age of patient, severity of the illness, time in intensive care unit (ICU), poor infection control practices, poor compliance of antibiotic use, previous exposure to antibiotics, and excessive use of antibiotics (Bradford, 2001; Rao, 1998). Nonetheless, application of antibiotic abuse is considered the major drivers of resistance (Laxminarayan *et al.*, 2013).

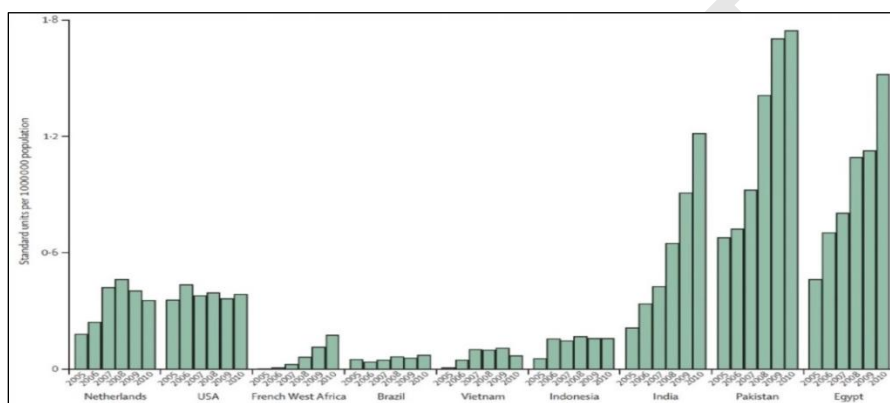
#### 1.2 Global Consumption of Antibiotics

Antibiotics are commonly consumed worldwide, and known as one of the most often purchased and consumed drug. Unfortunately, the use of antibiotics has not been limited to health-care setting only. Communities have been excessively used these drugs without physicians' consultant and without prescription. In addition, the use of

antibiotics has been reached to agriculture, aquaculture and horticulture as well (Laxminarayan *et al.*, 2013).

The total annual production of antibiotics is estimated around 100 to 200 million kg (Laxminarayan *et al.*, 2013). In US alone, it has been estimated that the total consumption of antibiotic drugs is around 11 million kg per annum which only one million kg is used for human care purposes while the rest of 10 million kg were used for veterinary and agriculture purposes (Palaniappan & Holley, 2010).

In the same tone, despite the high price of carbapenems, the sales in some countries such as Egypt and Pakistan (Figure 1.2) have increased with over-the-counter availability (Laxminarayan *et al.*, 2013). ECDC reported that consumption of carbapenems significantly increased in EU countries between 2009 and 2013 (ECDC, 2014).



**Figure 1.2 Trends in retail sales of carbapeneme antibiotics for Gram-negative bacteria**

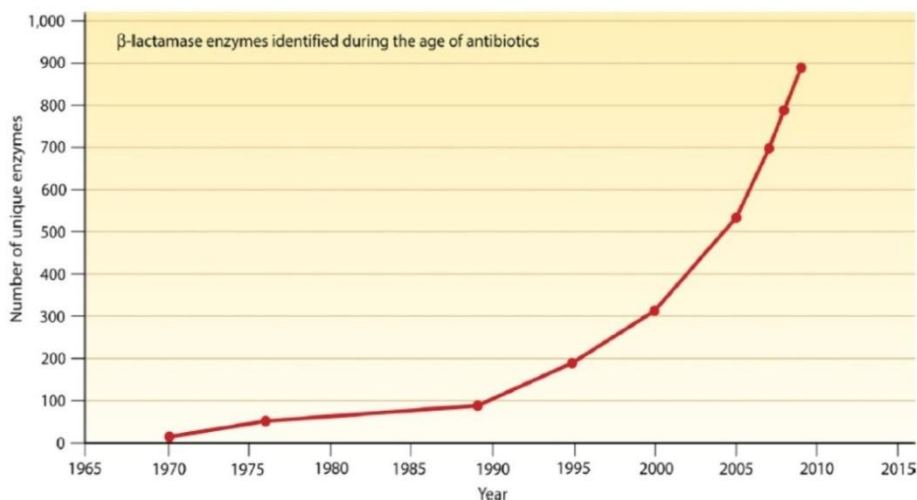
Adapted from (Laxminarayan, 2013)

The consumption of antibiotics is varied from country to country. European Surveillance of Antimicrobial Consumption (ESAC) which aims to collect reliable data on antibiotic use in Europe showed that penicillins, for example, represented the most frequently prescribed antibiotic in all countries, ranging from 28.7% in Germany to 66.0% in Slovenia of the total outpatient antibiotic use (ESAC, 2011).

### 1.3 The Consequences of Antibiotic Misuse

Despite the fact that the use of antibiotics has saved many lives, the efficacy of antibiotics has been decreased due its overuse (Smith & Coast, 2002). Accordingly, the time when antibiotics were still undiscovered (pre-antibiotic time), mainly before 1940, was known as “The Dark Age” while during the development of new antibiotics, specifically in 1950s, the time was known as “Golden Age”; ironically, the current time is being called “The time of disenchantment” by some scientists due to the disappointment it has created as resistant bacteria has been exacerbated by the slow pace in developing newer antibiotics (Davies & Davies, 2010).

As depicted in Figure 1.3, the identification of  $\beta$ -lactamases since the introductions of its antibiotics form has been escalated exponentially between 1970 and 2010 (Davies & Davies, 2010). Although resistant enzymes of bacteria are increasing, the discovery of new antibiotic agents is decreasing since the last two decades (CDC, 2013). It leads to the further consequence of antibiotic misuse, which is the higher cost of health-care treatment to eliminate the infection; patients infected with resistant bacteria need longer hospitalization, more advanced antibiotics and longer time of infection treatment (Stanton, 2013).



**Figure 1.3 Numbers of  $\beta$ -lactamase enzymes identified from 1970 to 2010**  
( Source: Davies & Davies, 2010)

A study done by Huang *et al.*, (2013) investigated knowledge and attitude towards antibiotic use among students. The study compared knowledge, attitude, and practice (KAP) of non-medical students and medical students in China, and it was showed that medical students had better knowledge and attitude towards antibiotics than non-medical students (Huang *et al.*, 2013).

Low knowledge was also observed in another part of the world. In Saudi Arabia, for example, a study by Al-dossari (2013) showed that 60% of the parents did not have any knowledge that the upper respiratory tract infections (URTIs) are caused by viruses. In addition, the same study also showed around 64% of the participated parents asked their doctors for antibiotics when their children got flu like symptoms and half of the parents said that they expected antibiotics to be prescribed to their children for diagnosis of URTIs.

One of the reasons that can increase the probability of misuse of antibiotics or any medication is lack of knowledge about the effective of antibiotics (Kandakai *et al.*, 1996). Low knowledge of antibiotic can contribute to poor practice of antibiotic which in turn contribute the emergence of antibiotic resistance (Laxminarayan *et al.*, 2013). Besides, it is shown that some characteristics such as low level of education was significantly associated with poor practice (Panagakou *et al.*, 2012).

#### **1.4 Problem Statement**

The escalation of the global antibiotic usage, along with the irrational factors that caused it, such as self-medication, non-compliance, and misinformation are the major causes of antibiotic resistance (Laxminarayan *et al.*, 2013). According to WHO, antibiotic resistant bacteria is globally increasing and is disseminated in both developed and developing countries around the world (WHO, 2014). As a result, in order to limit the spread and development of resistance, it is critical to increase the awareness of its proper and improper use (CDC, 2013).

Supporting the above statements, out of many KAP studies that had been carried out in order to determine the level of awareness of people in different communities on antibiotics use, (André *et al.*, 2010; Huang *et al.*, 2013; Jose *et al.*, 2013; Kim *et al.*, 2011; McNulty *et al.*, 2007; Napolitano *et al.*, 2013; Oh *et al.*, 2011; Tenaiji *et al.*, 2008) low knowledge and attitude were recorded. Low level of knowledge in the form of ignorance or lack of education is a major reason that leads to poor application of antibiotics (Laxminarayan *et al.*, 2013). In turn, this might contribute to the increase of the number of antibiotic resistance which will eventually escalate the worldwide morbidity and mortality (CDC, 2013).

In the context of Saudi Arabia, studies on KAP towards antibiotic use as well as surveillance studies on antibiotic resistance were not so numerous up to the day this study was conducted. Nevertheless, the discoveries were in line with the global problems; it was revealed that 90% of the respondents used antibiotics as self-directed medication in order to help them get better when they feel ill (Emeka *et al.*, 2014). Access to antibiotics was reported to be easy for Saudi Arabians even without prescription due to the lack of pharmacists' adherence to regulations although it is forbidden to dispense drugs such as antibiotics without prescription (Bawazir & Ph, 1992).

In other words, it is critical to address the global misuse of antibiotics as a major problem. Therefore, it is also critical to address the global lack of knowledge and awareness related to the antibiotics misuse. Contextually, in order to solve this major problem in Saudi Arabia, a possible first step is to understand the actual current KAP. This knowledge might be a platform to conduct further actions to solve the aforementioned problem, both in Saudi Arabia and in larger population.

#### **1.5 Significance of the Study**

This study is intended to determine the prevalence of some selected antibiotic resistance in order to check whether the prevalence of the study area was high and whether there is actually an increase resistance over the past five years. In addition, demographic and clinical characteristics of patients with resistant bacteria were determined as risk factors for the study.

Furthermore, this study is meant to contribute a better knowledge and understanding towards the phenomenon of the misuse of antibiotics among outpatients in Dammam Medical Complex and in Qatif Central Hospital, Saudi Arabia. Furthermore, this study is expected to fill the gap of literature due to the limited numbers of research in the area.

As a result, findings of this study will contribute to the benefit of microbiological epidemiology regarding antibiotic resistance as well as public health considering the level of knowledge, attitude, and practice towards antibiotic use. As indicated by many studies that irrational use of antibiotic is the major drivers of resistance, this study will answer the questions about how respondents are dealing with antibiotics. It will also suggest whether it will be a demand for an intervention when the level of KAP becomes poor.

## **1.6 Study Objectives**

### **1.6.1 General Objective**

The main objective of this study was to assess the level of knowledge, attitude, and practice towards antibiotic use among outpatients as well as antibiotic resistance patterns in Eastern province hospitals in Saudi. This main objective is divided into several specific objectives to be chronologically achieved in order to solve the stated research problem.

### **1.6.2 Specific Objectives**

Several specific objectives have been derived from the main objective, and they are as follows:

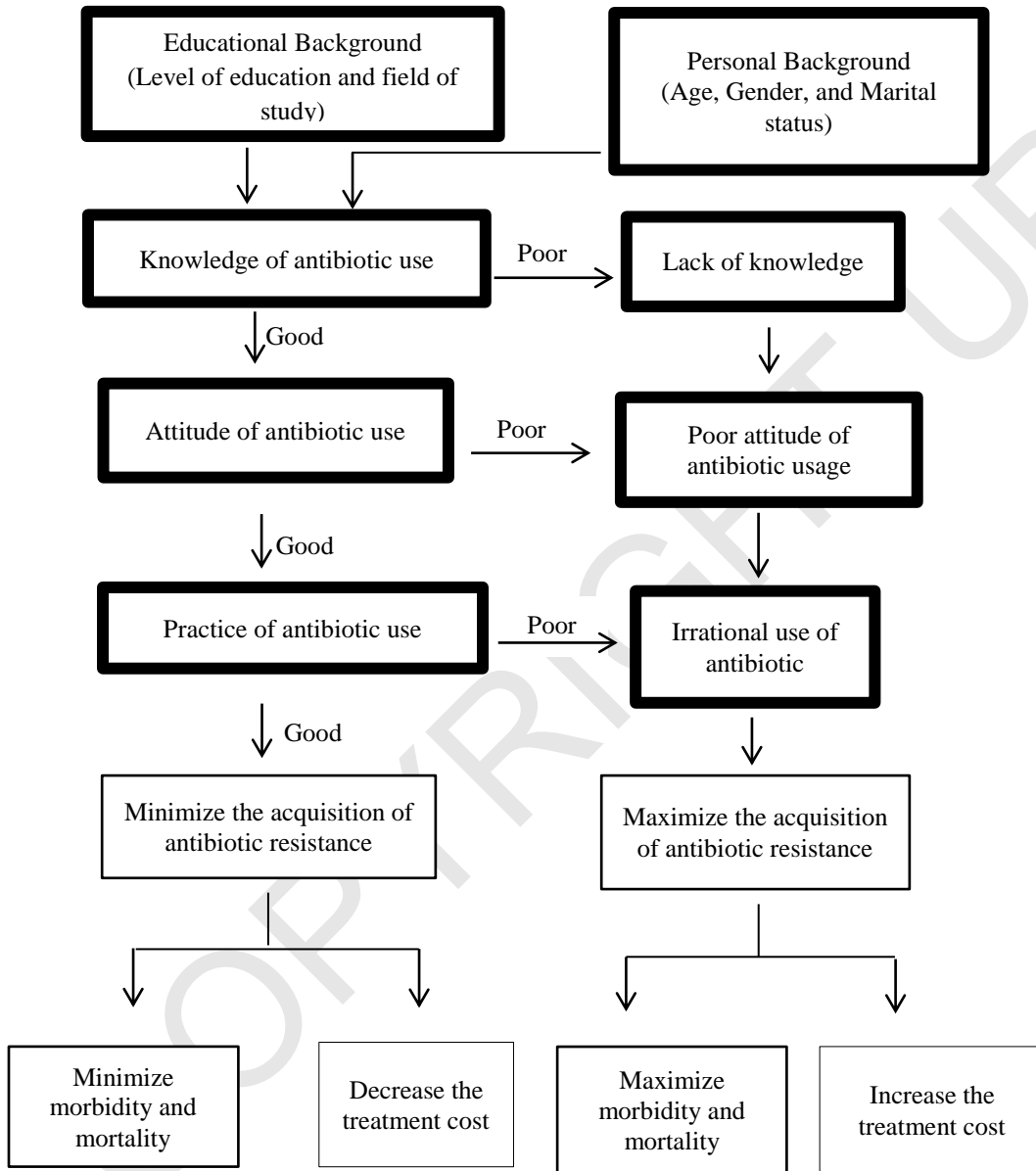
1. To determine the prevalence of MRSA and ESBL-producing *E. coli* and *K. pneumonia* in Qatif Central Hospital.
2. To determine the demographic and clinical characteristics of patients with MRSA and ESBL-producing *E. coli* and *K. pneumoniae* in 2014.
3. To identify the socio-demographic characteristics of the respondents
4. To determine the level of knowledge, attitude, and practice of respondents towards antibiotics
5. To determine the association between socio-demographic characteristics (such as gender, age, level of education, field of education) and knowledge, attitude, and practice towards antibiotic use.

## **1.7 Hypotheses**

1. There is a significant association between socio-demographic characteristics (such as gender, age, level of education, field of education) and knowledge, attitude, and practice towards antibiotic use
2. Low knowledge and negative attitude of antibiotic lead unacceptable usage of antibiotics.



## 1.8 Conceptual Framework



**Figure 1.8 Conceptual Framework**

Operational variables  
Conceptual variables



## REFERENCES

- Ajzen, I. (2002). Perceived behavioral control, self-efficacy, locus of control, and the theory of planned behavior. *Journal of Applied Social Psychology*, 32, 665–683
- Acar, J. F. (1997). Consequences of bacterial resistance to antibiotics in medical practice. *Clinical Infectious Diseases : An Official Publication of the Infectious Diseases Society of America*, 24 Suppl 1, S17–S18.
- Alanis, A. J. (2005). Resistance to antibiotics: are we in the post-antibiotic era?. *Archives of Medical Research*, 36(6), 697-705.
- Al-dossari, K. (2013). Parental knowledge, attitude and practice on antibiotic use for upper respiratory tract infections in children. *Majmaah Journal of Health Science*, 1(1), 39-51.
- Al-otaibi, F. E., & Bukhari, E. E. (2013). Clinical and laboratory profiles of urinary tract infections caused by extended-spectrum beta-lactamase-producing *Escherichia coli* in a tertiary care center in central Saudi Arabia. *Saudi Medical Journal*, 34(2), 171-176.
- Al-Tawfiq, J. A. (2006). Incidence and epidemiology of methicillin-resistant *Staphylococcus aureus* infection in a Saudi Arabian Hospital , 1999-2003. *Infection Control and Hospital Epidemiology*, 27(10), 1137–1139.
- Alumran, A., Hou, X., & Hurst, C. (2013). Assessing the overuse of antibiotics in children in Saudi Arabia: validation of the Parental Perception on Antibiotics Scale (PAPA scale). *Health and Quality of Life Outcomes*, 11(1), 39.
- Aly, M., & Balkhy, H. H. (2012). The prevalence of antimicrobial resistance in clinical isolates from Gulf Corporation Council countries. *Antimicrobial Resistance and Infection Control*, 1(1), 26.
- Al-Zarouni, M., Senok, A., Rashid, F., Al-Jesmi, S. M., & Panigrahi, D. (2008). Prevalence and antimicrobial susceptibility pattern of extended-spectrum beta-lactamase-producing *Enterobacteriaceae* in the United Arab Emirates. *Medical Principles and Practice : International Journal of the Kuwait University, Health Science Centre*, 17(1), 32–36.
- Alzoubi, K., Al-Azzam, S., Alhusban, a, Mukattash, T., Al-Zubaidy, S., Alomari, N., & Khader, Y. (2013). An audit on the knowledge, beliefs and attitudes about the uses and side-effects of antibiotics among outpatients attending 2 teaching hospitals in Jordan. *Eastern Mediterranean Health Journal*, 19(5), 478–84. Retrieved from <http://www.ncbi.nlm.nih.gov/pubmed/24617128>
- Andersson, D. I., & Hughes, D. (2012). Evolution of antibiotic resistance at non-lethal drug concentrations. *Drug Resistance Updates*, 15(3), 162-172.

- André, M., Vernby, A., Berg, J., & Lundborg, C. S. (2010). A survey of public knowledge and awareness related to antibiotic use and resistance in Sweden. *The Journal of Antimicrobial Chemotherapy*, 65(6), 1292–6.
- Awad, A. I., & Aboud, E. A. (2015). Knowledge, attitude and practice towards antibiotic use among the public in Kuwait. *PloS One*, 10(2) 1–15.
- Bandura, A. (1986). *Social foundations of thought and action: A social cognitive theory*. Englewood Cliffs, New Jersey, United States. Prentice Hall.
- Bandura, A. (1999). Social cognitive theory: An agentic Albert Bandura. *Asian Journal of Social Psychology*, 2(1), 21–41.
- Barrett, S. P., Savage, M. a, Rebec, M. P., Guyot, a, Andrews, N., & Shrimpton, S. B. (1999). Antibiotic sensitivity of bacteria associated with community-acquired urinary tract infection in Britain. *The Journal of Antimicrobial Chemotherapy*, 44(3), 359–65.
- Bawazir, S. A., & Ph, D. (1992). Pharmacy practice prescribing pattern at community pharmacies in Saudi Arabia. *International Pharmacy Journal*, 6(5), 8–10.
- BCCDC. (2014). (British Columbia Center for Disease Control) Do bugs need drugs. Canada. Retrieved 5<sup>th</sup> May 2014 from <http://www.bccdc.ca/prevention/AntibioticResistance/DBND/default.htm>
- Bin Abdulhak, A. A, Altannir, M. A, Almansor, M. A, Almohaya, M. S., Onazi, A. S., Marei, M. A, & Tleyjeh, I. M. (2011). Non prescribed sale of antibiotics in Riyadh, Saudi Arabia: a cross sectional study. *BMC Public Health*, 11(1), 538.
- Bindayna, K. M., Senok, A. C., & Jamsheer, A. E. (2009). Prevalence of extended-spectrum beta-lactamase-producing *Enterobacteriaceae* in Bahrain. *Journal of Infection and Public Health*, 2(3), 129–135.
- Bradford, P. A. (2001). Extended-spectrum  $\beta$ -lactamases in the 21st century: characterization , epidemiology , and detection of this important resistance threat. *Clinical Microbiology Reviews*, 14(4), 933–951.
- Braun, B. L., & Fowles, J. B. (2000). Characteristics and experiences of parents and adults who want antibiotics for cold symptoms. *Archives of Family Medicine*, 9(7), 589–595.
- Cals, J. W. L., Boumans, D., Lardinois, R. J. M., Gonzales, R., Hopstaken, R. M., Butler, C. C., & Dinant, G. J. (2007). Public beliefs on antibiotics and respiratory tract infections: An internet-based questionnaire study. *British Journal of General Practice*, 57(545), 942–947.

- CDC. (2013). (Center for Disease Control and Prevention) Antibiotic resistance threats in the United States, 2013; <http://www.cdc.gov/drugresistance/threat-report-2013>
- CDC. (2014). (Center for Disease Control and Prevention) Get smart about antibiotics week 2013 ). Retrived 23<sup>rd</sup> January 2014 from <http://www.cdc.gov/media/dpk/2013/dpk-antibiotics-week.html>
- Céspedes, A., & Larson, E. (2006). Knowledge, attitudes, and practices regarding antibiotic use among Latinos in the United States: review and recommendations. *American Journal of Infection Control*, 34(8), 495–502.
- Colodner, R., Rock, W., Chazan, B., Keller, N., Guy, N., Sakran, W., & Raz, R. (2004). Risk factors for the development of extended-spectrum beta-lactamase-producing bacteria in nonhospitalized patients. *European Journal of Clinical Microbiology & Infectious Diseases*, 23(3), 163–167.
- Coreil, J. (2010). Behavioral and social science theory. *Social and Behavioral Foundations of Public Health*, 6(2008), 69-90.
- Guillemot, D. (1999). Antibiotic use in humans and bacterial resistance. *Current Opinion in Microbiology*, 2(5), 494-498.
- Davies, J., & Davies, D. (2010). Origins and evolution of antibiotic resistance. *Microbiology and Molecular Biology Reviews : MMBR*, 74(3), 417–33.
- DeLeo, F. R., Otto, M., Kreiswirth, B. N., & Chambers, H. F. (2010). Community-associated meticillin-resistant *Staphylococcus aureus*. *The Lancet*, 375(9725), 1557–1568.
- ECDC. (2009). (European Centre for Disease Prevention and Control) The Bacterial Challenge : Time to React. Retrieved 5<sup>th</sup> Febuary 2014 from [http://www.ecdc.europa.eu/en/publications/Publications/0909\\_TER\\_The\\_Bacterial\\_Challenge\\_Time\\_to\\_React.pdf](http://www.ecdc.europa.eu/en/publications/Publications/0909_TER_The_Bacterial_Challenge_Time_to_React.pdf)
- ECDC. (2010). (European Centre for Disease Prevention and Control) Antimicrobial resistance surveillance in Europe: annual report of the European Antimicrobial Resistance Surveillance Network (EARS-Net). Retrived 5<sup>th</sup> Febuary 2014 from: <http://ecdc.europa.eu/en/publications/Publications/antimicrobial-resistance-surveillance-europe-2010.pdf>
- ECDC. (2013). (European Centre for Disease Prevention and Control) Antimicrobial resistance surveillance in Europe: annual report of the European Antimicrobial Resistance Surveillance Network (EARS-Net). Retrived 5<sup>th</sup> Febuary 2014 from: <http://ecdc.europa.eu/en/publications/Publications/antimicrobial-resistance-surveillance-europe-2013.pdf>

- El Amin, N. M., & Faidah, H. S. (2012). Methicillin-resistant *Staphylococcus aureus* in the western region of Saudi Arabia: prevalence and antibiotic susceptibility pattern. *Annals Saudi Medicine*, 32(5), 513-516.
- Emeka, P. M., Al-Omar, M. J., & Khan, T. M. (2012). A qualitative study exploring role of community pharmacy in the irrational use and purchase of nonprescription antibiotics in Al Ahsa. *European Journal of General Medicine*, 9(4), 230-234.
- Emeka, P. M., Al-Omar, M., & Khan, T. M. (2014). Public attitude and justification to purchase antibiotics in the Eastern region Al Ahsa of Saudi Arabia. *Saudi Pharmaceutical Journal*, 22(6), 550-554.
- ESAC. (2011). (European Surveillance of Antimicrobial Consumption) yearbook 2009. ECDC. Retrieved 5th February 2014 from: [http://ecdc.europa.eu/en/activities/surveillance/ESAC-Net/publications/Documents/ESAC\\_Yearbook\\_2009.pdf](http://ecdc.europa.eu/en/activities/surveillance/ESAC-Net/publications/Documents/ESAC_Yearbook_2009.pdf)
- Fridkin, S. K., Hageman, J. C., Morrison, M., Sanza, L. T., Como-Sabeti, K., Jernigan, J. A., & Farley, M. M. (2005). Methicillin-resistant *Staphylococcus aureus* disease in three communities. *New England Journal of Medicine*, 352(14), 1436-1444.
- Gedik, H. (2012). Risk factors for drug resistant bacterial infections: Hospital based study. *African Journal of Microbiology Research*, 6(6), 1190-1196.
- Giuliani, A., Pirri, G., & Nicoletto, S. (2007). Antimicrobial peptides: an overview of a promising class of therapeutics. *Open Life Sciences*, 2(1), 1-33.
- Goossens, H., Ferech, M., Vander Stichele, R., Elseviers, M., & ESAC Project Group. (2005). Outpatient antibiotic use in Europe and association with resistance: a cross-national database study. *The Lancet*, 365(9459), 579-587.
- Graffunder, E. M., & Venezia, R. A. (2002). Risk factors associated with nosocomial methicillin-resistant *Staphylococcus aureus* (MRSA) infection including previous use of antimicrobials. *The Journal of Antimicrobial Chemotherapy*, 49(6), 999-1005.
- Grigoryan, L., Burgerhof, J. G. M., Degener, J. E., Deschepper, R., Lundborg, C. S., Monnet, D. L., & Haaijer-Ruskamp, F. M. (2008). Determinants of self-medication with antibiotics in Europe: The impact of beliefs, country wealth and the healthcare system. *Journal of Antimicrobial Chemotherapy*, 61(5), 1172-1179.
- <http://www.cdsi.gov.sa>. (2013). Retrieved 25<sup>th</sup> January 2014 from <http://www.cdsi.gov.sa/yb48/Pages/MixFPPage.htm>

- Huang, Y., Gu, J., Zhang, M., Ren, Z., Yang, W., Chen, Y., & Zhang, F. (2013). Knowledge, attitude and practice of antibiotics: a questionnaire study among 2500 Chinese students. *BMC Medical Education*, 13(1), 163-172.
- Hyle, E. P., Bilker, W. B., Gasink, L. B., & Lautenbach, E. (2007). Impact of different methods for describing the extent of prior antibiotic exposure on the association between antibiotic use and antibiotic-resistant infection. *Infection Control and Hospital Epidemiology: The Official Journal of the Society of Hospital Epidemiologists of America*, 28(6), 647-654.
- Ikeda, Y., Mamiya, T., Nishiyama, H., Koseki, T., Mouri, A., & Nabeshima, T. (2012). Risk factors for extended-spectrum beta-lactamase-producing *Escherichia coli* infection in hospitalized patients. *Nagoya Journal of Medical Science*, 74(1-2), 105-114.
- Janz, N. K., & Becker, M. H. (1984). The health belief model: A decade later. *Health Education Quarterly*, 11, 1 - 47.
- Jose, J., Jimmy, B., Al Gahliya Mohammed Saif AlSabahi, G., & Al Sabei, A. (2013). A study assessing public knowledge, belief and behavior of antibiotic use in an omani population. *Oman Medical Journal*, 28(5), 324.
- Khan, T. M., & Ibrahim, Y. (2013). A qualitative exploration of the non-prescription sale of drugs and incidence of adverse events in community pharmacy settings in the Eastern Province of the Kingdom of Saudi Arabia. *European Journal of Hospital Pharmacy: Science and Practice*, 20(1), 26-31.
- Kandakai, T. L., Price, J. H., Telljohann, S. K., & Holiday-Goodman, M. (1996). Knowledge, beliefs, and use of prescribed antibiotic medications among low-socioeconomic African Americans. *Journal of the National Medical Association*, 88(5), 289-294.
- Khanfar, H. S., Bindayna, K. M., Senok, A. C., & Botta, G. A. (2009). Extended spectrum beta-lactamases (ESBL) in *Escherichia coli* and *Klebsiella pneumoniae*: trends in the hospital and community settings. *The Journal of Infection in Developing Countries*, 3(04), 295-299.
- Kheder, S. I., & Ayed, I. A. (2013). A Survey of public knowledge and behavior related to antibiotic use and antibiotic resistance in community pharmacy in Khartoum State. *International Journal of Bioassays*, 2(05), 751-755.
- Kim, S. S., Moon, S., & Kim, E. J. (2011). Public knowledge and attitudes regarding antibiotic use in South Korea. *Journal of Korean Academy of Nursing*, 41(6), 742-9. doi:10.4040/jkan.2011.41.6.742
- Klevens, R. M., Morrison, M. A., Nadle, J., Petit, S., Gershman, K., & Ray, S. (2007). Invasive methicillin-resistant *Staphylococcus aureus* infections in the United States. *Journal of the American Medical Association*, 298(15), 1763-1771.

- Knothe, H., Shah, P., Krcmery, V., Antal, M., & Mitsuhashi, S. (1983). Transferable resistance to cefotaxime, cefoxitin, cefamandole and cefuroxime in clinical isolates of *Klebsiella pneumoniae* and *Serratia marcescens*. *Infection*, *11*(6), 315–317.
- Kozyrskyj, A. L., Dahl, M. E., Chateau, D. G., Mazowita, G. B., Klassen, T. P., & Law, B. J. (2004). Evidence-based prescribing of antibiotics for children: role of socioeconomic status and physician characteristics. *Canadian Medical Association Journal*, *171*(2), 139-145.
- Kuzujanakis, M., Kleinman, K., Rifas-Shiman, S., & Finkelstein, J. A. (2003). Correlates of parental antibiotic knowledge, demand, and reported use. *Ambulatory Pediatrics*, *3*(4), 203–210.
- Laxminarayan, R., Duse, A., Wattal, C., Zaidi, A. K. M., Wertheim, H. F. L., Sumpradit, N., & Cars, O. (2013). Antibiotic resistance—the need for global solutions. *The Lancet Infectious Diseases*, *13*(12), 1057–98.
- Lim, K. K., & Teh, C. C. (2012). A cross sectional study of public knowledge and attitude towards antibiotics in putrajaya, Malaysia. *Southern Med Review*, *5*(2), 26–33.
- Liu, C., Graber, C. J., Karr, M., Diep, B. A., Basuino, L., Schwartz, B. S., & Chambers, H. F. (2008). A population-based study of the incidence and molecular epidemiology of methicillin-resistant *Staphylococcus aureus* disease in San Francisco, 2004-2005. *Clinical Infectious Diseases*, *46*(11), 1637–1646.
- Madani, T. A., Al-Abdullah, N. A., Al-Sanousi, A. A., Ghabrah, T. M., Afandi, S. Z., & Bajunid, H. A. (2001). Methicillin-resistant *Staphylococcus aureus* in two tertiary-care centers in Jeddah, Saudi Arabia. *Infection Control*, *22*(04), 211-216.
- Marquez, B. (2005). Bacterial efflux systems and efflux pumps inhibitors. *Biochimie*, *87*(12), 1137–47.
- McCallum, N., Berger-Bächi, B., & Senn, M. M. (2010). Regulation of antibiotic resistance in *Staphylococcus aureus*. *International Journal of Medical Microbiology*, *300*(2-3), 118–29.
- McNulty, C., Boyle, P., Nichols, T., Clappison, P., & Davey, P. (2007). Don't wear me out--the public's knowledge of and attitudes to antibiotic use. *The Journal of Antimicrobial Chemotherapy*, *59*(4), 727–38.
- Moellering, R. C. (2006). Vancomycin: a 50-year reassessment. *Clinical Infectious Diseases*, *42*(1), 3-4.

- Mokaddas, E. M., Abdulla, A. A., Shati, S., & Rotimi, V. O. (2008). The technical aspects and clinical significance of detecting extended-spectrum  $\beta$ -lactamase-producing *Enterobacteriaceae* at a tertiary-care hospital in Kuwait. *Journal of Chemotherapy*, 20(4), 445-451.
- Mouhieddine, T. H., Olleik, Z., Itani, M. M., Kawtharani, S., Nassar, H., Hassoun, R., & Tamim, H. (2015). Assessing the Lebanese population for their knowledge, attitudes and practices of antibiotic usage. *Journal of Infection and Public Health*, 8(1), 20-31.
- Nadarajah, J., Lee, M. J. S., Louie, L., Jacob, L., Simor, A. E., Louie, M., & McGavin, M. J. (2006). Identification of different clonal complexes and diverse amino acid substitutions in penicillin-binding protein 2 (PBP2) associated with borderline oxacillin resistance in Canadian *Staphylococcus aureus* isolates. *Journal of Medical Microbiology*, 55(12), 1675-83.
- Napolitano, F., Izzo, M. T., Di Giuseppe, G., & Angelillo, I. F. (2013). Public knowledge, attitudes, and experience regarding the use of antibiotics in Italy. *PloS One*, 8(12), e84177.
- Nordmann, P., & Poirel, L. (2002). Emerging carbapenemases in Gram-negative aerobes. *Clinical Microbiology and Infection*, 8, 321-331.
- Oh, A. L., Hassali, M. A., Al-haddad, M. S., Azhar, S., & Sulaiman, S. (2011). Original Article Public knowledge and attitudes towards antibiotic usage: a cross-sectional study among the general public in the state of Penang, Malaysia. *The Journal of Infection in Developing Countries*, 4, 338-347.
- ONS. (2013). (Office for National Statistics) Death involving MRSA: England and Wales, 2008-2012. Retrived 15<sup>th</sup> Febuary 2014 from: [http://www.ons.gov.uk/ons/dcp171778\\_324558.pdf](http://www.ons.gov.uk/ons/dcp171778_324558.pdf)
- Palaniappan, K., & Holley, R. a. (2010). Use of natural antimicrobials to increase antibiotic susceptibility of drug resistant bacteria. *International Journal of Food Microbiology*, 140(3), 164-8.
- Panagakou, S. G., Papaevangelou, V., Chadjipanayis, A., Syrogiannopoulos, G., Theodoridou, M., & Hadjichristodoulou, C. S. (2012). Risk Factors of Antibiotic Misuse for Upper Respiratory Tract Infections in Children: Results from a Cross-Sectional Knowledge-Attitude-Practice Study in Greece. *ISRN Pediatrics*, 2012, 1-8.
- Paterson, D. L., & Bonomo, R. A. (2005). Extended-spectrum  $\beta$ -lactamases: a clinical update. *Clinical microbiology reviews*, 18(4), 657-686.



- Paterson, D. L., Hujer, K. M., Hujer, A. M., Yeiser, B., Bonomo, M. D., Rice, L. B., & Bonomo, R. A. (2003). Extended-spectrum  $\beta$ -lactamases in *Klebsiella pneumoniae* bloodstream isolates from seven countries: dominance and widespread prevalence of SHV-and CTX-M-type  $\beta$ -lactamases. *Antimicrobial agents and chemotherapy*, 47(11), 3554-3560.
- Peat, J., & Barton, B. (2008). *Medical statistics: A guide to data analysis and critical appraisal*. Sydney, Australia. Blackwell Publishing.
- Pitout, J. D., & Laupland, K. B. (2008). Extended-spectrum  $\beta$ -lactamase-producing *Enterobacteriaceae*: an emerging public-health concern. *The Lancet Infectious Diseases*, 8(3), 159-166.
- Planta, M. B. (2007). The role of poverty in antimicrobial resistance. *Journal of the American Board of Family Medicine*, 20(6), 533-539.
- Purcell, K., & Fergie, J. (2005). Epidemic of community-acquired methicillin-resistant *Staphylococcus aureus* infections: a 14-year study at Driscoll Children's Hospital. *Archives of Pediatrics & Adolescent Medicine*, 159(10), 980-985.
- Radyowijati, A., & Haak, H. (2003). Improving antibiotic use in low-income countries: An overview of evidence on determinants. *Social Science and Medicine*, 57(4), 733-744.
- Rao, G. G. (1998). Risk factors for the spread of antibiotic-resistant bacteria. *Drugs*, 55(3), 323-330.
- Rawat, D., & Nair, D. (2010). Extended-spectrum  $\beta$ -lactamases in Gram-negative bacteria. *Journal of Global Infectious Diseases*, 2(3), 263.
- Rodríguez-Rojas, A., Rodríguez-Beltrán, J., Couce, A., & Blázquez, J. (2013). Antibiotics and antibiotic resistance: a bitter fight against evolution. *International Journal of Medical Microbiology*, 303(6-7), 293-297.
- Rupp & Fey. (2003). Extended spectrum beta-lactamase (ESBL)-producing *Enterobacteriaceae*: considerations for diagnosis, prevention and drug treatment. *Drugs*, 63(4), 353-365.
- Schramm, G. E., Johnson, J. A., Doherty, J. A., Micek, S. T., & Kollef, M. H. (2007). Increasing incidence of sterile-site infections due to non-multidrug-resistant, oxacillin-resistant *Staphylococcus aureus* among hospitalized patients. *Infection Control and Hospital Epidemiology*, 28(1), 95-97.
- Tiemersma, E. W., Bronzwaer, S. L., Lyytikäinen, O., Degener, J. E., Schrijnemakers, P., Bruinsma, N., & Grundmann, H. (2004). Methicillin-resistant *Staphylococcus aureus* in Europe, 1999-2002. *Emerging Infectious Diseases*, 10(9), 1627-1634

- Shehadeh, M., Suaifan, G., Darwish, R. M., Wazaify, M., Zaru, L., & Alja'fari, S. (2012). Knowledge, attitudes and behavior regarding antibiotics use and misuse among adults in the community of Jordan. A pilot study. *Saudi Pharmaceutical Journal: SPJ: The Official Publication of the Saudi Pharmaceutical Society*, 20(2), 125–33.
- Smith, G. E., Smith, S., Heatlie, H., Bashford, J. N., Hawker, J., Ashcroft, D., & Warren, R. (2004). What has happened to antimicrobial usage in primary care in the United Kingdom since the SMAC report?—Description of trends in antimicrobial usage using the General Practice Research Database. *Journal of Public Health*, 26(4), 359–364.
- Smith, R. D., & Coast, J. (2002). Antimicrobial resistance: A global response. *Bulletin of the World Health Organization*, 80(2), 126–133.
- Sobhanifar, S., King, D. T., & Strynadka, N. C. J. (2013). Fortifying the wall: synthesis, regulation and degradation of bacterial peptidoglycan. *Current Opinion in Structural Biology*, 23(5), 695–703.
- Stanton, T. B. (2013). A call for antibiotic alternatives research. *Trends in Microbiology*, 21(3), 111–3.
- Suaifan, G. A. R. Y., Shehadeh, M., Darwish, D. A., Al-ijel, H., Yousef, A. M., & Darwish, R. M. (2012). A cross-sectional study on knowledge, attitude and behavior related to antibiotic use and resistance among medical and non-medical university students in Jordan. *African Journal of Pharmacy and Pharmacology*, 6(10), 763–770.
- Tenaiji, A., Al Redha, K., Khatri, F., Darmaki, S., Hosani, S., Al Neaimi, M., & Hashmey, R. (2008). Knowledge, attitudes and behavior towards antibiotic use among parents in Al-Ain City, United Arab Emirates. *International Journal of Infectious Diseases*, 12, e434.
- West, J. V. (2002). Acute upper airway infections Childhood respiratory infections. *British Medical Bulletin*, 61(1), 215–230.
- WHO. (2008). (World Health Organization) Advocacy, communication and social mobilization for TB control: a guide to developing knowledge, attitude and practice surveys. Retrieved from [http://www.stoptb.org/assets/documents/resources/publications/acsm/ACSM\\_KAP\\_GUIDE.pdf](http://www.stoptb.org/assets/documents/resources/publications/acsm/ACSM_KAP_GUIDE.pdf)
- WHO. (2014). (World Health organization) WHO's first global report on antibiotic resistance reveals serious, worldwide threat to public health. Retrieved 21th March 2014 from <http://www.who.int/mediacentre/news/releases/2014/amr-report/en/>

Widayati, A., Suryawati, S., de Crespigny, C., & Hiller, J. E. (2012). Knowledge and beliefs about antibiotics among people in Yogyakarta City Indonesia: a cross sectional population-based survey. *Antimicrobial Resistance and Infection Control*, 1(1), 38.

Winokur, P. L., Canton, R., Casellas, J. M., & Legakis, N. (2001). Variations in the prevalence of strains expressing an extended-spectrum  $\beta$ -lactamase phenotype and characterization of isolates from Europe, the Americas, and the Western Pacific region. *Clinical Infectious Diseases*, 32(2), 94-103.

## LIST OF PUBLICATIONS

Aramadhan W. H., Hamat R .A., Malina O. Knowledge, Attitude, and Practice towards Antibiotic Use among Patients in Two Hospitals in Eastern Province, Saudi Arabia (Poster). Infection 2015 Conference on Infectious Diseases and Microbial Genomics. (2015). Malaysia

Aramadhan W. H., Hamat R.A., Malina O. Knowledge, Attitude, and Practice towards Antibiotic Use among Patients in Two Hospitals in Eastern Province, Saudi Arabia. (Submitted to :*International Journal of Public Health and Clinical Sciences* (IJPHCS))



**UNIVERSITI PUTRA MALAYSIA**

**STATUS CONFIRMATION FOR THESIS / PROJECT REPORT AND COPYRIGHT**

**ACADEMIC SESSION :** 2015

**TITLE OF THESIS / PROJECT REPORT :**

KNOWLEDGE, ATTITUDES AND PRACTICES RELATED TO ANTIBIOTIC USE  
AND RESISTANCE PATTERNS AMONG OUTPATIENTS IN EASTERN PROVINCE,  
SAUDI ARABIA

**NAME OF STUDENT :** WAEEL HUSSAIN ALRAMADHAN

I acknowledge that the copyright and other intellectual property in the thesis/project report belonged to Universiti Putra Malaysia and I agree to allow this thesis/project report to be placed at the library under the following terms:

1. This thesis/project report is the property of Universiti Putra Malaysia.
2. The library of Universiti Putra Malaysia has the right to make copies for educational purposes only.
3. The library of Universiti Putra Malaysia is allowed to make copies of this thesis for academic exchange.

I declare that this thesis is classified as :

\*Please tick (v)

**CONFIDENTIAL**

(Contain confidential information under Official Secret Act 1972).

**RESTRICTED**

(Contains restricted information as specified by the organization/institution where research was done).

**OPEN ACCESS**

I agree that my thesis/project report to be published as hard copy or online open access.

This thesis is submitted for :

**PATENT**

Embargo from \_\_\_\_\_ until \_\_\_\_\_  
(date) (date)

**Approved by:**

\_\_\_\_\_  
(Signature of Student)  
New IC No/ Passport No.:

Date :

\_\_\_\_\_  
(Signature of Chairman of Supervisory Committee)  
Name:

Date :

**[Note : If the thesis is CONFIDENTIAL or RESTRICTED, please attach with the letter from the organization/institution with period and reasons for confidentially or restricted. ]**