



May 21-24, 2018, Tara Mountain, Serbia

Ovaj USB sadrži elektronsku Knjigu radova
(u pdf formatu) prezenovanih u okviru
Međunarodne konferencije **XX YuCorr**

This USB contains Proceedings
(single pdf file) from
International Conference **XX YuCorr**

U knjizi su **plavom bojom** obeleženi aktivni linkovi ka
pojednim njenim delovima, iz Sadržaja do naznačenih stranica.

One can navigate easily through the book contents by a single
click on the appropriate links in Contents (**showed in blue**)

U vrhu svake strane nalaze se prečice ka **Impresumu** i
Sadržaju knjige, ka **Indexu** autora,
kao i opcijama za štampanje (**Print**),
zatvaranje dokumenta, odnosno izlaz iz knjige (**Exit**),
i za povratak na ovu stranicu (**Intro**)

All contents of the Proceeding can be accessed through
following shortcuts existing at the top of each page:
Impresum (Impress of the Proceedings), **Contents**,
Index (Author Index), **Print** (Print manager),
Exit and **Intro** (which leads to this page).

**Autori snose punu odgovornost za sadržaj, originalnost, jezik i
gramatičku korektnost sopstvenih radova.
Authors bear full responsibility for the content, originality, language
and grammatical correctness of their own works.**



MEĐUNARODNA KONFERENCIJA

INTERNATIONAL CONFERENCE

**STECIŠTE NAUKE I PRAKSE U OBLASTIMA KOROZIJE,
ZAŠTITE MATERIJALA I ŽIVOTNE SREDINE**

***MEETING POINT OF THE SCIENCE AND PRACTICE IN THE FIELDS OF
CORROSION, MATERIALS AND ENVIRONMENTAL PROTECTION***

PROCEEDINGS

KNJIGA RADOVA

Pod pokroviteljstvom

Under the auspices of the

MINISTARSTVO PROSVETE, NAUKE I TEHNOLOŠKOG RAZVOJA

REPUBLIKE SRBIJE

MINISTRY OF EDUCATION, SCIENCE AND TECHNOLOGICAL

DEVELOPMENT OF THE REPUBLIC OF SERBIA

May 21-24, 2018 :: Tara Mountain, Serbia

CIP - Каталогизacija u publikaciji - Narodna biblioteka Srbije, Beograd

620.193/.197(082)(0.034.2)
621.793/.795(082)(0.034.2)
667.6(082)(0.034.2)
502/504(082)(0.034.2)
66.017/.018(082)(0.034.2)

МЕЂУНАРОДНА конференција ЈУКОР (20 ; 2018 ; Тапа)

Stecište nauke i prakse u oblastima korozije, zaštite materijala i životne sredine [Elektronski izvor] : knjiga radova = Meeting Point of the Science and Practice in the Fields of Corrosion, Materials and Environmental Protection : proceedings / XX YuCorr [Jugoslovenska korozija] Međunarodna konferencija = XX YuCorr International Conference, May 21-24, 2018, Tara Mountain, Serbia ; [organizatori Udruženje inženjera Srbije za koroziju i zaštitu materijala ... [et al.] = [organized by] Serbian Society of Corrosion and Materials Protection ... [et al.] ; urednici, editors Miomir Pavlović, Miroslav Pavlović]. - Beograd : Udruženje inženjera Srbije za koroziju i zaštitu materijala UISKOZAM, 2018 (Beograd : Udruženje inženjera Srbije). - 1 elektronski optički disk (CD-ROM) ; 12 cm

Sistemski zahtevi: Nisu navedeni. - Nasl. sa naslovne strane dokumenta. - Tiraž 200. - Bibliografija uz većinu radova. - Abstracts. - Registar.

ISBN 978-86-82343-26-4

1. Udruženje inženjera Srbije za koroziju i zaštitu materijala (Beograd)

a) Премази, антикорозиони - Зборници b) Превлаке, антикорозионе - Зборници c)

Антикорозиона заштита - Зборници d) Животна средина - Заштита - Зборници e) Наука о материјалима - Зборници

COBISS.SR-ID 263766284

XX YUCORR – Međunarodna konferencija | International Conference

IZDAVAČ | PUBLISHED BY

UDRUŽENJE INŽENJERA SRBIJE ZA KORZIJU I ZAŠTITU MATERIJALA (UISKOZAM),

SERBIAN SOCIETY OF CORROSION AND MATERIALS PROTECTION (UISKOZAM)

Kneza Miloša 7a/II, 11000 Beograd, Srebija, tel/fax: +381 11 3230 028, office@sitzam.org.rs; www.sitzam.org.rs

ZA IZDAVAČA | FOR PUBLISHER: Prof. dr MIOMIR PAVLOVIĆ, predsednik UISKOZAM

NAUČNI ODBOR | SCIENTIFIC COMMITTEE: Prof. dr M. Pavlović, Serbia – President

Prof. dr Đ. Vaštag, Serbia; Prof. dr D. Vuksanović, Montenegro; Prof. dr D. Čamovska, Macedonia;

Prof. dr M. Antonijević, Serbia; Prof. dr S. Stopić, Germany; Prof. dr R. Zejnilović, Montenegro;

Prof. dr V. Alar, Croatia; Dr N. Nikolić, Serbia; Dr I. Krastev, Bulgaria; Prof. dr J. Bajat, Serbia;

Prof. dr M. Gvozdrenović, Serbia; Prof. dr S. Hadži Jordanov, Macedonia; Prof. dr R. Fuchs Godec, Slovenia;

Prof. dr J. Stevanović, Serbia; Dr R. Jeftić-Mučibabić, Serbia; Dr T. Vidaković-Koch, Germany;

Dr V. Panić, Serbia; Dr M. Pavlović, Serbia; Dr M. Mihailović, Serbia; Prof. dr M. Sak Bosnar, Croatia;

Prof. dr J. Jovičević, Serbia; Prof. dr D. Jevtić, Serbia; Dr F. Kokalj, Slovenia; Prof. dr A. Kowal, Poland;

Prof. dr Prof. dr M. Gligorić, Bosnia and Herzegovina; Prof. dr M. Tomić, Bosnia and Herzegovina

ORGANIZACIONI ODBOR | ORGANIZING COMMITTEE: Dr Miroslav Pavlović – president

Dr Nebojša Nikolić – vice president; Dr Marija Mihailović – vice president

Prof. dr Miomir Pavlović; Dr Vladimir Panić; Jelena Slepčević, B.Sc.; Dr Vesna Cvetković;

Prof. dr Milica Gvozdrenović; Zagorka Bešić, B.Sc.; Gordana Miljević, B.Sc.; Miomirka Anđić, B.Sc.

Dr Aleksandar Dekanski; Marija Pavlović, M.Sc.; Marijana Pantović Pavlović, M.Sc.

Lela Mladenović – secretary

UREDNICI | EDITORS: Prof. dr Miomir Pavlović, Dr Miroslav Pavlović

OBLAST | SCIENTIFIC AREA: KORROZIJA I ZAŠTITA MATERIJALA / CORROSION AND MATERIALS PROTECTION

KOMPJUTERSKA OBRADA I SLOG | PAGE LAYOUT: Dr Miroslav Pavlović

TIRAŽ | CIRCULATION: 200 primeraka / copies

ISBN 978-86-82343-26-4

**ORGANIZATORI XX YUCORR-a
XX YUCORR IS ORGANIZED BY**



**UDRUŽENJE INŽENJERA SRBIJE ZA KOROZIJU
I ZAŠTITU MATERIJALA**

Serbian Society of Corrosion and Materials Protection



**INSTITUT ZA HEMIJU, TEHNOLOGIJU I METALURGIJU,
UNIVERZITET U BEOGRADU**

***Institute of Chemistry, Technology and Metallurgy,
University of Belgrade***



SAVEZ INŽENJERA I TEHNIČARA SRBIJE

Union of Engineers and Technicians of Serbia, Belgrade



INŽENJERSKA AKADEMIJA SRBIJE

Engineering Academy of Serbia

XX YUCORR JE FINANSIJSKI POMOGLO
XX YUCORR IS ORGANIZED UNDER THE AUSPICES OF THE
MINISTARSTVO PROSVETE, NAUKE I TEHNOLOŠKOG RAZVOJA
REPUBLIKE SRBIJE



MINISTRY OF EDUCATION, SCIENCE AND TECHNOLOGICAL
DEVELOPMENT OF THE REPUBLIC OF SERBIA

GLAVNI SPONZOR | MAIN SPONSOR

FIRESTOP INTERNACIONAL d.o.o., Nova Pazova

SPONZORI | SPONSORS

INTERNATIONAL SOCIETY OF ELECTROCHEMISTRY, Switzerland

SAVEZ INŽENJERA I TEHNIČARA SRBIJE, Beograd

HELIOS SRBIJA a.d., Gornji Milanovac

UNIPROMET d.o.o., Čačak

HEMIPRODUKT, Novi Sad

JP EPS OGRANAK DRINSKO - LMSKE HE «BAJINA BAŠTA», Bajina Bašta

SURTEC ČAČAK d.o.o., Čačak

INSTITUT ZA PREVENTIVU d.o.o., Novi Sad

SZR "GALVA", Kragujevac

NOVOHEM d.o.o., Šabac

CONTENTS | SADRŽAJ

PLENARNA PREDAVANJA PLENARY LECTURES	1
Novel nanostructured materials for energy conversion Vuk V. Radmilović¹, Peidong Yang², Velimir R. Radmilović³	2
Environmental pollution with heavy metals in different media in the republic of Macedonia Trajče Stafilov	4
Underpotential deposition and one of the ways to use it <i>Elektrohemijsko taloženje metala pri potencijalima pozitivnijim od reverzibilnog i jedan od načina primene</i> Jovan N. Jovičević	5
Corrosion of steel with polyaniline based composite coatings: Between science and practice Branimir N. Grgur	13
Corrosion investigation of aluminium alloy protected by coatings containing zirconia and ceria nanoparticles Sanja I. Stevanović¹, Maria Lekka², Alex Lanzutti², Ljiljana S. Živković³, Lorenzo Fedrizzi², Jelena B. Bajat⁴	14
Electrochemical treatment of leachate: a case study for sanitary landfill „Ramici“, Banja Luka Borislav N. Malinović¹, Miomir G. Pavlović^{2,3}, Tijana Đuričić¹, Draženko Bjelić⁴, Dragana Nešković Markić⁴	16
PREDAVANJA PO POZIVU INVITED LECTURES	27
Celebrating YuCorr’s silver jubilee engineering – geniality that indepthed the mankind <i>Slaveći srebrejni jubilej YuCorr-a: Inženjerstvo – genijalnost koja ja zadužila čovečanstvo</i> Svetomir Hadzi Jordanov¹, Orce Popovski²	28
Influence of surface modified TiO ₂ nanoparticles on thermal properties of poly(methyl methacrylate) <i>Uticaj površinski modifikovanih nanočestica TiO₂ na termička svojstva poli(metil metakrilata)</i> Enis Džunuzović	29
Eutectic freeze crystallization for resource recovery Kerstin Forsberg	35
Proton-intercalated TiO ₂ nanotube arrays decorated with Pd nanoparticles: A novel approach to the hydrogen evolution reaction electrocatalysis Uroš Lačnjevac¹, Rastko Vasilić², Tomasz Tokarski³, Grzegorz Cios³, Piotr Żabiński⁴, Nevenka Elezović¹, Nedeljko Krstajić⁵	36
USMENA SAOPŠTENJA ORAL PRESENTATIONS	37
Polar benzotriazoles in Slovenian environmental samples Ida Kraševac, Helena Prosen	38
Investigation of optical properties of the Cu-Mn oxide coatings <i>Ispitivanje optičkih svojstava prevlaka na bazi Cu-Mn oksida</i> Bojan M. Jokić¹, Biljana Babić², Tanja Barudžija³, Miodrag Mitrić³, Milica Gvozdenović⁴	43

Hydrometallurgical treatment of acid mine drainage (AMD) solution Srecko Stopic¹, Yiqian Ma¹, Brian Mwewa², Sehliselo Ndlovu², Geoffrey Simate², Buhle Xakalashe¹, Bernd Friedrich¹	44
Aluminium electrodeposition onto glassy carbon from deep eutectic system made of AlCl ₃ +urea <i>Elektrohemijsko taloženje aluminijuma na staklastom ugljeniku iz eutektičke smeše AlCl₃+urea</i> Vesna S. Cvetković, Nataša M. Vukićević, Jovan N. Jovićević	49
Potential Radiobiological Effects on People's Health Due to the Presence of Radon (²²² Rn) and Thoron (²²⁰ Rn) Descendants in Housing Facilities <i>Potencijalni radiobiološki efekti na zdravlje ljudi usled prisustva radonovih (²²²Rn) i toronovih (²²⁰Rn) potomaka u objektima za stanovanje</i> Aco Janićijević	55
Galvanostatic electrodeposition of aluminium onto aluminium from AlCl ₃ +NaCl melt <i>Galvanostatsko elektrohemijsko taloženje aluminijuma na aluminijumu iz rastopa AlCl₃+NaCl</i> Nataša M. Vukićević, Vesna S. Cvetković, Jovan N. Jovićević	79
Evaluation of urban contamination with Co, Ni and Pb in three urban parks in Serbia using pine (<i>Pinus nigra</i> Arnold) needles and urban topsoil Marija Pavlović*, Dragana Pavlović, Dragan Čakmak, Milica Marković, Zorana Mataruga, Miroslava Mitrović, Pavle Pavlović	84
Electrical characteristics of polypyrrole based electrochemical secondary power sources <i>Električne karakteristike sekundarnih elektrohemijskih izvora električne energije na bazi polipirola</i> Marija Janačković¹, Milica Gvozdinović², Branimir Grgur²	92
Electrodeposition and corrosion evaluation of Zn-Co-CeO ₂ nanocomposite Marija Riđošić^{1,2*}, Eva Garcia Lecina³, Asier Salicio Paz³, Ljiljana Živković⁴, Jelena Bajat², Milorad Tomić¹	93
Corrosion inhibitors encapsulated into micro or nano containers <i>Korozioni inhibitori inkapsulirani u mikro ili nano kontejnere</i> Abdul Shaban¹, Judit Telegdi^{1,2}, Đendi Vaštag^{3*}	94
Impact and importance of fire coating characteristics on formation of proper foam during coating expansion <i>Uticaj i važnost karakteristika protivpožarnog premaza za formiranje pravilne pene prilikom ekspanzije premaza</i> Jana Vidaković*, Sandra Latinović	95
Cathodic protection of the crude oil steel tank <i>Katodna zaštita poda čeličnih rezervoara za sirovu naftu</i> Željko Krivačević, Dejan Grgić, Slaviša Gavrilović, Aleksandar Pešić	101
POSTERSKA SAOPŠTENJA POSTER PRESENTATIONS	107
Legislation on food contact packaging materials Aleksandra Porjazoska Kujundziski¹, Dragica Chamovska²	108
Determination of Methane Emission from Municipal Solid Waste Landfill in the Gilan Region Afrim Berisha¹, Biserka Dimishkovska¹, Kiril Lisichkov², Todor Anovski², Blagoja Pavlovski²	116

Environmental tritium is still an efficient tool in determination the mechanism of recharge and aquifer characteristics of spring waters Elena Anovska-Jovcheva^{1*}, Kiril Lisichkov¹, Dejan Dimitrovski¹, Irena Mickova¹, Kosta Anovski², Stefan Kuvendziev¹, Nauaf Baara³, Todor Anovski¹	121
Optimal control of biological waste water treatment system Erhan Mustafa^{1*}, Kiril Lisichkov¹, Stefan Kuvendziev¹, Peyman Ghaffari², Mirko Marinkovski¹, Shaban Jakupi³	127
Application of the regime of reversing current (RC) in the second range on formation of the honeycomb-like electrodes of copper <i>Primena režima reversne struje (RC) u sekundskoj oblasti na formiranje elektroda bakra nalik pčelinjem saću</i> Nebojša D. Nikolić¹, Kata Berkesi², Nevenka Elezović³, Uroš Lačnjevac³, Miomir G. Pavlović¹	133
Electrochemical synthesis and initial corrosion behavior of <i>p</i> -toluensulfonic doped polyaniline on mild steel <i>Elektrohemijska sinteza i koroziono ponašanje polianilina dopovanog p- toluensulfonskom kiselinom</i> Milica Gvozdenović¹, Miloš Uzelac¹, Branimir Jugović², Enis Džunuzović¹, Bojan Jokić³, Jasmina Stevanović⁴, Branimir Grgur¹	134
Sol-gel processing of ordered MnO ₂ structures toward enhanced O ₂ reduction catalysis for air batteries Marija Mihailović¹, Jasmina Stevanović¹, Srećko Stopić², Vladimir Panić¹, Bernd Friedrich²	135
Improvement of the supercapacitor characteristics of perovskite oxides upon impregnation by RuO ₂ Sanja Eraković¹, Miroslav M. Pavlović¹, Srećko Stopić², Jasmina Stevanović¹, Vladimir Panić¹, Bernd Friedrich²	136
Morphological characteristics of anaphoretically obtained hydroxyapatite/titanium dioxide coatings Marijana Pantović Pavlović, Sanja Eraković, Miroslav M. Pavlović, Jasmina Stevanović, Vladimir Panić	142
Influence of biodegradable matrix on electrical conductivity of copper filled composites Zoran Janković¹, Miroslav M. Pavlović², Anto Gajić³, Marijana R. Pantović Pavlović², Nebojša D. Nikolić², Jasmina S. Stevanović², Miomir G. Pavlović²	143
Impact of current density on the surface roughness of electrodeposited zinc coatings from sulphate baths Marija G. Riđošić^{1*}, Milorad V. Tomić¹, Regina Fuchs-Godec², Miroslav M. Pavlović³, Miomir G. Pavlović¹	151
Determination of the content of heavy metals in herbal tea form the republic of srpska Danijela Rajić, Dragan Tošković, Ljubica Vasiljević	153
Adsorption of free fatty acids from sunflower oil after heating <i>Adsorpcija slobodnih masnih kiselina iz suncokretovog ulja nakon zagrijavanja</i> Sanja Dobrnjac¹, Ljubica Vasiljević², Stevan Blagojević³, Zoran Obrenović⁴, Miladin Gligorić², Dragan Tošković²	159
Analysis of the possibility for neutralization of waste water from tunel using NaCl <i>Analiza mogućnosti neutralizacije otpadnih voda iz tunela korišćenjem NaCl</i> Dragan Radonjić, Darko Vuksanović, Refik Zejnilović, Jelena Šćepanović	167

Selection of modern technology in the process of municipal waste disposal <i>Izbor savremene tehnologije u procesu odlaganja komunalnog otpada</i> Jelena Šćepanović, Dragan Radonjić, Darko Vuksanović, Vanja Asanović _____	173
Testing the possibility of incineration of sewage sludge of new plant for waste water treatment in Podgorica by selecting optimal technology <i>Ispitivanje mogućnosti spaljivanja kanalizacionog mulja iz novog postrojenja za prečišćavanje otpadnih voda u Podgorici izborom optimalne tehnologije</i> Darko Vuksanović¹, Petar Živković², Vladan Vučelić³ _____	179
The impact of pollutants due to work of crusher plant to quality of air in the industrial zone <i>Uticaj polutanata usljed rada drobilnog postrojenja na kvalitet vazduha u industrijskoj zoni</i> Refik Zejnilović¹, Darko Vuksanović¹, Dragan Radonjić¹, Jelena Šćepanović¹, Nada Marstijepović² _____	190
Characterization of bolt shoulder AX.61972 and AX.61975 from the aspect of chemical composition, type of surface protection and determination of production technology <i>Karakterizacija bolt shoulder AX.61972 i AX.61975 sa aspekta hemijskog sastava, vrste površinske zaštite i određivanja tehnologije izrade</i> Božidarka Arsenović, Zorana Živić, Ana Mičić, Borislav Pajkić _____	198
Vitamin K –as a corrosion inhibitor for copper Regina Fuchs–Godec¹, Milorad. V. Tomić², Miomir G. Pavlović² _____	205
Corrosion inhibition of sage extract on tinplate in 3% NaCl Maja Dent¹, Regina Fuchs–Godec² _____	211
Financial indicators of replacing heating oil by shallow geothermal energy using horizontal heat collectors on location in Serbia Aleksandar Jokić, Nataša Lj. Lukić, Nevenka Nikolić _____	217
Thermal stability and degradation of polyurethane elastomers based on polycarbonate diols <i>Toplotna stabilnost i ragradnja poliuretanskih elastomera na osnovu polikarbonatnih diola</i> Dejan Kojić¹, Jelena Pavličević¹, Milena Špírková², Katalin Mészáros Szécsényi³, Ayse Aroguz⁴, Mirjana Jovičić¹, Jaroslava Budinski-Simendić¹ _____	222
Corrosion investigation of rapidly solidified Cu-Al-Ni alloy in NaCl solution L. Vrsalović¹, I. Garvanović¹, S. Kožuh², B. Kosec³, M. Bizjak³, I. Ivanić², S. Gudić¹, M. Gojić² ____	229
Purine as the inhibitor of copper corrosion in artificial blood plasma Marija Petrović Mihajlović, Žaklina Tasić, Milan Radovanović, Ana Simonović, Milan Antonijević _____	238
By-products of fermentation of extraction juice from sugar beet in bioethanol production Rada Jevtić-Mučibabić, Bojana Filipčev, Olivera Šimurina, Nebojša Ilić _____	244
Influences of construction of mini hydropower plants on environment <i>Uticaji izgradnje mini hidroelektrane na životnu sredinu</i> Veljko Đukić _____	249
The possibilities of the application of the "hydroclave" system in the disposal of medical waste <i>Mogućnosti primjene „Hydroclave“ sistema u zbrinjavanju medicinskog otpada</i> Veljko Đukić _____	257
Electrodeposition of Mn-Zn and Mn-Cu Alloys From Sulfate Solution Containing Complexing Additives	

David G. Gogoli, Gigla S. Tsursumia _____	266
Ecological and economic importance and influence of corrosion <i>Ekološki i ekonomski značaj i uticaj korozije</i>	
Dragiša Obradović¹, Dragan Obradović² _____	268
Electrochemical determination of the inhibition and kinetic properties of oxidoreductase immobilized with L-cysteine <i>Elektrohemijsko određivanje inhibicije i kinetičkih osobina oksidoreduktaze imobilizirane sa L-cisteinom</i>	
Safija Herenda^{1*}, Edhem Hasković² _____	275
INDEKS AUTORA AUTHOR INDEX _____	280
GLAVNI SPONZOR MAIN SPONSOR _____	283
SPONZORI SPONSORS _____	285

Galvanostatic electrodeposition of aluminium onto aluminium from $\text{AlCl}_3+\text{NaCl}$ melt

Galvanostatsko elektrohemijsko taloženje aluminijuma na aluminijumu iz rastopa $\text{AlCl}_3+\text{NaCl}$

Nataša M. Vukićević, Vesna S. Cvetković, Jovan N. Jovićević

*Institute of chemistry, technology and metallurgy, University of Belgrade, Njegoševa 12,
11001 Belgrade, Serbia*

Institut za hemiju, tehnologiju i metalurgiju, Univerzitet u Beogradu, Njegoševa 12,
11001 Beograd, Srbija

Abstract

The processes of galvanostatic electrochemical deposition of aluminium onto aluminium from chloroaluminate melt made of equimolar $\text{AlCl}_3+\text{NaCl}$ mixture at 200°C have been investigated. The obtained deposits were characterized using scanning electron microscopy (SEM) and energy dispersive spectroscopy (EDS).

Galvanostatic Al deposition from the used melt onto aluminium substrate with smaller current densities ($2\text{-}5\text{ mA cm}^{-2}$) gave relatively close-packed and well adhering deposits. Aluminium deposits obtained galvanostatically with current densities larger than 5 mA cm^{-2} are less compact, more crystalline and less adhering to the aluminium substrate. Al deposits obtained with 10 and 12.5 mA cm^{-2} were voluminous, very crystalline and poorly adhering to the working electrode substrate. These deposits were made of very small crystallites grouped randomly into more or less separate agglomerates.

Keywords: *galvanostatic deposition, aluminium, chloroaluminate melt*

Izvod

Ispitivani su procesi galvanostatskog elektrotaloženja aluminijuma na aluminijumu iz hloroaluminatnog rastopa napravljenog od ekvimolarne smeše, $\text{AlCl}_3+\text{NaCl}$, na temperaturi od 200°C . Dobijeni talozi su analizirani skenirajućom elektronskom mikroskopijom (SEM) i energetsko disperzivnom spektroskopijom (EDS).

Galvanostatsko elektrohemijsko taloženje aluminijuma iz upotrebljenog rastopa na aluminijumu pri nižim gustinama struje ($2\text{-}5\text{ mA cm}^{-2}$) daje relativno kompaktne i adherentne taloge. Hronopotenciometrijskim taloženjem aluminijuma gustinama struje većim od 5 mA cm^{-2} dobijeni su više kristalični, manje adherentni i kompaktni talozi na podlozi od aluminijuma. Talozima aluminijuma dobijeni gustinama struje od 10 i 12.5 mA cm^{-2} bili su veoma kristalični, nekompaktni i veoma slabo su prijanjali uz podlogu-radnu elektrodu. Ovi talozi bili su sačinjeni od veoma malih kristala grupisanih nasumično u manje-više odvojene aglomerate.

Ključne reči: *galvanostatsko taloženje, aluminijum, hloroaluminatni rastop*

Introduction

In order to be efficiently powered new generation of micro-devices requires integrated batteries. Most of the work in batteries technology, until recently, has been focused on the development of next generation of lithium-ion or metal air batteries [1,2]. The next generation of lithium-ion or metal-air batteries is expected to use new electrode nanomaterials as efficient and cost-effective electrocatalysts [1].

In recent years several studies have shown that three-dimensional electrodes with improved capacity and cycling behaviour compared to corresponding thin film electrodes in Li-ion batteries could be obtained by electrodeposition [3,4]. Although the current battery technology is focused on lithium electrodes there are several alternatives, and aluminium is one worth considering [5] because of its high specific electric capacity. However, aluminium delivers less voltage and repetitive deposition of this metal is difficult in most electrolytes. Oltean et al. manufactured three-dimensional Al rod electrodes [2] which should be suitable for use as a current collectors in three-dimensional Li-ion micro-batteries. These nano-rods were deposited under pulsed galvanostatic conditions with an initial nucleation potential step from an ionic liquid electrolyte (1-ethyl-3-methylimidazolium chloride/aluminium chloride). The morphology and homogeneity of the obtained aluminium nano-rods depended on the methods of deposition. It seems necessary to research aluminium deposition from low temperature electrolytes in order to master procedures needed for aluminium deposits of needed morphology on different suitable substrates.

To the best of our knowledge, there are not very many publications dealing with electrochemical deposition of aluminium onto aluminium substrate from low temperature chloroaluminate molten salts. In the present work we report on aluminium galvanostatic electrodeposition onto planar aluminium substrate from low temperature chloroaluminate melt.

Experimental

Electrochemical measurements were performed in three electrode electrochemical cell under an argon atmosphere. All the electrodes were made of high purity aluminium (99.999% pure, Alfa Products, Thiokol/Ventron division, USA). Aluminium wire 3mm in diameter in a Luggin capillary was used as a reference electrode and aluminium plate of 7 cm² surface area as a counter electrode. Surface area of 0.8 cm² of aluminium working electrode was exposed to the electrolyte used (melt made of equimolar AlCl₃+NaCl mixture). Prior to an experiment the electrodes were prepared in the way presented elsewhere [6,7], Fig.1.




Figure 1. Surface of an Al (99.999%) pure working electrode mechanically polished and chemically etched.

The process of the chloroaluminate molten salt preparation has been described in details elsewhere [7]. Prior to the electrochemical measurements the melt was subjected to preelectrolysis between two aluminium (99.999% pure) plates with large surface area at 200°C with constant current density $i =$

$1.5 \times 10^{-2} \text{ A cm}^{-2}$ for 10 hours. Aluminium electrodes were cleaned before use, in the same way as described [7].

Cyclic voltammetry (CV) experiments were conducted at different scan rates from starting potential value E_s (usually slightly negative to the working electrode open circuit potential) into negative direction (final potential value E_f was 15-100 mV negative to the reversible aluminium potential) and back. Galvanostatic electrodeposition of aluminium was performed with different current densities and after each deposition, the deposits were thoroughly rinsed with deionized water, absolute alcohol and dried at room temperature.

Electrochemical measurements were made using EG&G Potentiostat/Galvanostat Model 273A and accompanying software (Princeton Applied Research, Oak Ridge, TN, USA). The morphologies of Al deposits were examined using a scanning electron microscopy (SEM - "JEOL", model JSM-5800, Tokyo, Japan) and surface analysis was performed by energy dispersive spectrometry (EDS - "Oxford INCA 3.2", Abingdon, U.K.).

Results and discussion

A typical voltammograms and a chronopotentiogram of aluminium deposition/dissolution from chloroaluminate melt used onto aluminium electrode are presented in Fig.2.a) and b), respectively. Visible increase of cathodic current starts at potentials very close to -20 mV vs. Al, which would suggest that aluminium deposition overpotential in the system used is two or more times smaller than on glassy carbon substrate under almost the same conditions [8]. Very similar values were reported for Al deposition on Al from some ionic liquids [2, 9]. The same values of Al deposition potential on Al from the used electrolyte was recorded earlier [10].

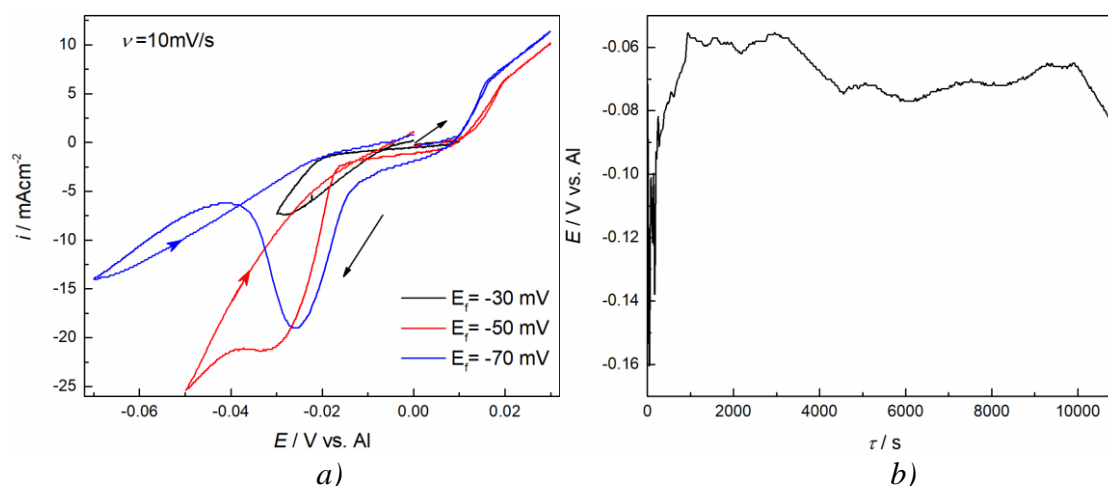


Figure 2. a) Cyclic voltammograms recorded on aluminium electrode; b) Chronopotentiogram depicting Al deposition onto aluminium (current density 2 mA cm^{-2}), from equimolar $\text{AlCl}_3 + \text{NaCl}$ melt at 200°C .

Fig.2.b) shows a typical chronopotentiogram of aluminium deposition onto aluminium from the melt used. Initial electrode potential (around -120 mV vs. Al) relatively quickly fell to values around -60 mV vs. Al. After an hour reached to a plateau of around -75 mV vs. Al where it remained to the end of the experiment.

SEM micrographs and EDS analysis of the aluminium electrodeposited at different current densities are shown in Figs.3, 4 and 5. Morphology of the deposits recorded were considerably different. The deposit made with low current density (2 mA cm^{-2} , Fig.3) seems to be made of relatively continuous layers with certain number of holes and individual grains with diameter of a few nanometres in size. The deposit was adhering well to the substrate. Increasing the deposition current density (10 mA cm^{-2}

2, Fig.4 and 12.5 mA cm⁻², Fig.5) resulted with deposits of appreciable increasing thickness and granular nature. Grains had sharp edges and very crystal like appearance. Evident were voids in a form of labyrinth like channels in the aluminium deposit formed. The deposit was not compact and it easily fell off during rinsing with absolute alcohol. The adherence of the deposit to the substrate obtained with higher current densities was worse than those obtained with smaller current densities. The problem of aluminium deposits adherence to the aluminium substrate when electrodeposited from chloroaluminate melts, ionic liquids or deep eutectic solvents is well known. The adherence of the deposited layers obtained by Al electrodeposition with low current densities, compared with the one obtained by electrodeposited Al at lower overpotential from the same melt is in good agreement.

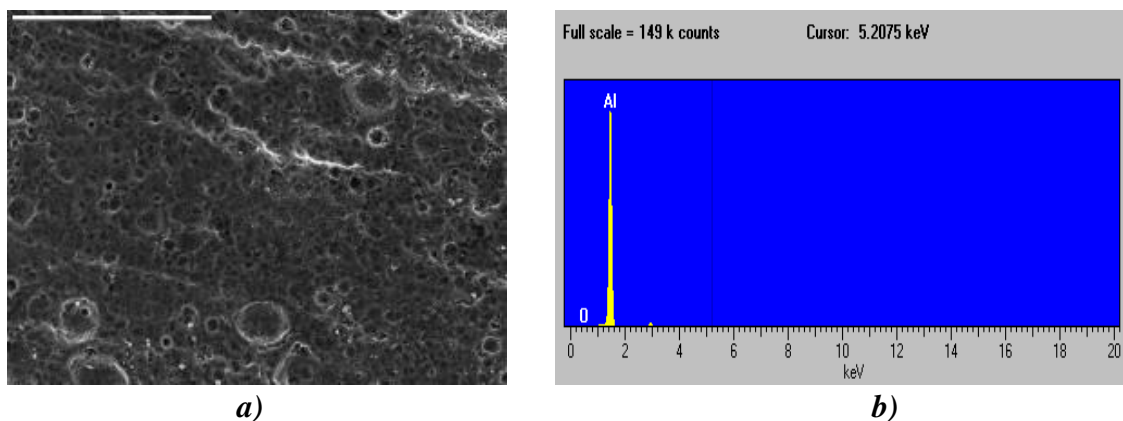


Figure 3. a) SEM photographs of aluminium electrodeposited for 3 h with current density of 2 mA cm⁻² from used equimolar melt at 200°C; b) EDS spectra of the same deposit.

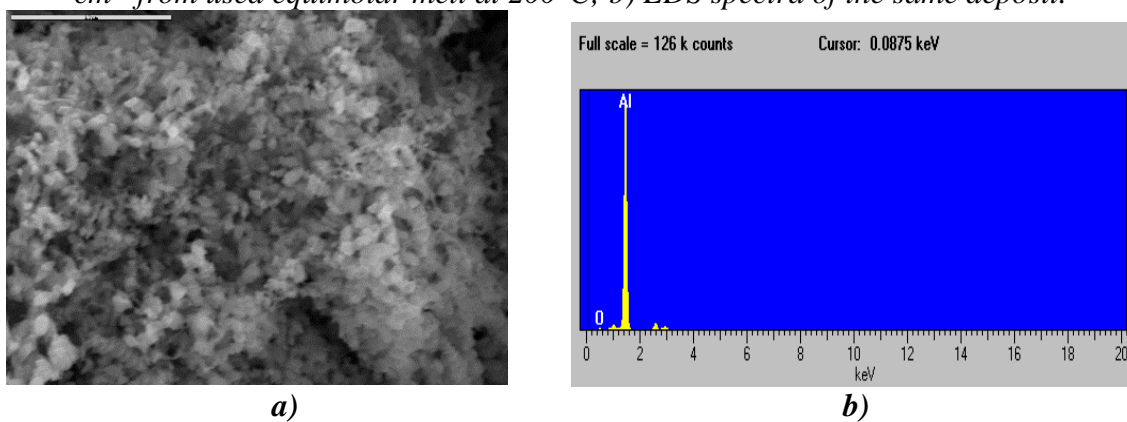


Figure 4. a) SEM photographs of aluminium electrodeposited for 3 h with current density of 10 mA cm⁻² from used melt at 200°C; b) EDS spectra of the same deposit.




Figure 5. SEM photographs of aluminium electrodeposited for 2 h with current density of 12.5 mA cm⁻² from the melt used, temperature 200°C.

Therefore the results that we obtained from equimolar $\text{AlCl}_3+\text{NaCl}$ melt by potentiostatic electrodeposition at very low overpotentials [10] and by galvanostatic electrodeposition with small current densities look promising.

Conclusion

It was confirmed, that aluminium onto aluminium substrate from the melt made of equimolar $\text{AlCl}_3+\text{NaCl}$ mixture can be successfully deposited galvanostatically.

Surface morphology of Al deposits depends on applied current densities. At smaller current densities aluminium deposited was compact and well adhering to the substrate, while at higher current densities the deposit was less compact and less adhering.

Al deposited with current densities of 10 and 12.5 mA cm^{-2} show voluminous, very crystalline deposits made of small crystallites grouped randomly into more or less separate agglomerates with very poor adherence to the working electrode.

References

1. Suntivich, J., Gasteiger, H.A., Yabuuchi, N., Nakanishi, H., Goodenough, J.B., Shao-Horn, Y., Design principles for oxygen-reduction activity on perovskite oxide catalysts for fuel cells and metal-air batteries, *Nat. Chem.* 2011, 3, 546-550.
2. Oltean, G., Nyholm, L., Edström, K., Galvanostatic electrodeposition of aluminium nano-rods for Li-ion three-dimensional micro-battery current collectors, *Electrochim. Acta*, 2011, 56, 3203-3208.
3. Long, J. W., Dunn, B., Rolison, D. R., White, H. S., Three-dimensional battery architectures, *Chem. Rev.* 2004, 104, 4463-4492.
4. Perre, E., Nyholm, L., Gustafsson, T., Taberna, P. L., Simon, P., Edström, K., Direct electrodeposition of aluminium nano-rods, *Electrochem. Comm.* 2008, 10, 1467-1470.
5. Armand M., J.-M., Tarascon, J.-M., Building better batteries, *Nature*, 2008, 451, 652-657.
6. Jovičević, N., Cvetković, V. S., Kamberović, Ž. J., Jovičević, J. N., Al-Cd Alloy formation by aluminium underpotential deposition from $\text{AlCl}_3+\text{NaCl}$ melts on cadmium substrate, *Metall. Mater. Trans. B.* 2013, 44, 106-114.
7. Radović, B. S., Edwards, R. A. H., Cvetković, V. S., Jovičević, J. N., Al-Ag alloy formation by aluminium underpotential deposition from $\text{AlCl}_3+\text{NaCl}$ melts on silver substrate, *Kovove Mater.* 2010, 48, 55-71.
8. Qingfeng, L., Hjuler, H. A., Berg, R. W., Bjerrum, N.J., Electrochemical deposition of aluminium from NaCl-AlCl_3 melts, *J. Electrochem. Soc.* 1990, 137, 593-598.
9. Jiang, T., Chollier Brym, M. J., Dube, G., Lasia, A., Brisard, G. M., Electrodeposition of aluminium from ionic liquids: Part I- electrodeposition and surface morphology of aluminium from aluminium chloride (AlCl_3)-1-ethyl-3-methylimidazolium chloride ($[\text{EMIm}]\text{Cl}$) ionic liquids, *Surf. Coat. Technology*, 2006, 201, 1-9.
10. Cvetković, V., Vukičević, N., Stevanović, J., Jovičević, J., Aluminium electrodeposition from chloroaluminate melts, *Proceedings of the 49th International October Conference on Mining and Metallurgy*, October 18-21, Bor, Serbia, 2017, pp. 237-240.