

LETTER • **OPEN ACCESS**

Mechanisms of a coniferous woodland persistence under drought and heat

To cite this article: Nate G McDowell *et al* 2019 *Environ. Res. Lett.* **14** 045014

View the [article online](#) for updates and enhancements.

Environmental Research Letters



LETTER

Mechanisms of a coniferous woodland persistence under drought and heat

OPEN ACCESS

RECEIVED

12 December 2018

REVISED

20 January 2019

ACCEPTED FOR PUBLICATION

21 February 2019



PUBLISHED

16 April 2019

Original content from this work may be used under the terms of the [Creative Commons Attribution 3.0 licence](#).

Any further distribution of this work must maintain attribution to the author(s) and the title of the work, journal citation and DOI.



Nate G McDowell¹ , Charlotte Grossiord^{2,3}, Henry D Adams⁴ , Sara Pinzón-Navarro⁵, D Scott Mackay⁶, David D Breshears⁷, Craig D Allen⁸, Isaac Borrego², L Turin Dickman², Adam Collins², Monica Gaylord^{9,10}, Natalie McBranch², William T Pockman¹¹, Alberto Vilagrosa¹², Brian Aukema¹³, Devin Goodson¹⁴ and Chonggang Xu²

¹ Pacific Northwest National Laboratory, Richland, WA, United States of America

² Earth and Environmental Sciences Division, Los Alamos National Laboratory, Los Alamos, NM, United States of America

³ Swiss Federal Research Institute WSL, Zürcherstrasse 111, 8903 Birmensdorf, Switzerland

⁴ Department of Plant Biology, Ecology, and Evolution, Oklahoma State University, Stillwater, OK 74078, United States of America

⁵ Maestría en Entomología, Universidad de Panamá, Ciudad de Panamá, Panamá

⁶ Department of Geography, University at Buffalo, Buffalo, NY, United States of America

⁷ School of Natural Resources and the Environment and Department of Ecology and Evolutionary Biology, University of Arizona, Tucson, AZ, United States of America

⁸ United States Geological Survey, Fort Collins Science Center, New Mexico Landscapes Field Station, Los Alamos, NM, United States of America

⁹ School of Forestry, Northern Arizona University, Flagstaff, AZ, United States of America

¹⁰ Forest Health Protection, US Forest Service, Flagstaff, AZ, United States of America

¹¹ Department of Biology, University of New Mexico, Albuquerque, NM United States of America

¹² Fundación CEAM, Joint Research Unit University of Alicante—CEAM, Univ. Alicante, PO Box 99, E-03080, Alicante, Spain

¹³ Department of Entomology, University of Minnesota-Twin Cities, St. Paul, United States of America

¹⁴ Canadian Forest Service—Natural Resources Canada, Canadian Forest Service, Edmonton AB, Canada

E-mail: nate.mcdowell@pnnl.gov

Keywords: drought, warming, die-off, precipitation, refugia

Supplementary material for this article is available [online](#)

Abstract

Predictions of warmer droughts causing increasing forest mortality are becoming abundant, yet few studies have investigated the mechanisms of forest persistence. To examine the resistance of forests to warmer droughts, we used a five-year precipitation reduction (~45% removal), heat (+4 °C above ambient) and combined drought and heat experiment in an isolated stand of mature *Pinus edulis*-*Juniperus monosperma*. Despite severe experimental drought and heating, no trees died, and we observed only minor evidence of hydraulic failure or carbon starvation. Two mechanisms promoting survival were supported. First, access to bedrock water, or 'hydraulic refugia' aided trees in their resistance to the experimental conditions. Second, the isolation of this stand amongst a landscape of dead trees precluded ingress by *Ips confusus*, frequently the ultimate biotic mortality agent of piñon. These combined abiotic and biotic landscape-scale processes can moderate the impacts of future droughts on tree mortality by enabling tree avoidance of hydraulic failure, carbon starvation, and exposure to attacking abiotic agents.

Introduction

Tree mortality due to warming and drought is an increasingly observed feature of global forests (Allen *et al* 2015). Tree mortality has more than doubled throughout much of the Americas in the last forty years (McDowell *et al* 2018), consistent with a global

temperature-driven impact (e.g. Breshears *et al* 2005, Adams *et al* 2009, Williams *et al* 2013). Drought experiments that kill trees under warmer conditions result in faster death (Duan *et al* 2014, Allen *et al* 2015, Adams *et al* 2017a). The increased mortality under such hotter droughts is related to both temperature and vapor pressure deficit (VPD) impacts on carbon

and water metabolism (Adams *et al* 2017b). Predictions suggest that the combination of drought extremes and climate warming, e.g. global-change-type droughts (Breshears *et al* 2005, 2009) or hotter droughts (Allen *et al* 2015) will increase tree mortality globally.

Piñon pine-juniper (*Pinus edulis-Juniperus monosperma*) woodlands have provided an useful system for examining the mechanisms of mortality and survival over the last decade (Breshears *et al* 2018), from theoretical (e.g. McDowell *et al* 2008), observational (e.g. Breshears *et al* 2005, 2009, Redmond *et al* 2015) and experimental standpoints (e.g. Plaut *et al* 2012). The experimental value of these woodland systems arises because (a) they are feasible to manipulation, with mature trees only 3–6 m tall, (b) pine and juniper are sympatric yet they have very different hydraulic and carbon metabolism strategies during droughts (e.g. West *et al* 2008, Limousin *et al* 2013, Dickman *et al* 2015), and (c) they have divergent rates of death during drought (Breshears *et al* 2005, Shaw *et al* 2005). Regional droughts and a previous field drought-manipulation both resulted in pine mortality within 12 months, followed by juniper mortality after ~24 months, which were tied closely to prolonged periods of very negative pre-dawn water potential (Breshears *et al* 2009, Plaut *et al* 2012). Additionally, heat accelerates mortality in piñon pine saplings (Adams *et al* 2009) and seedlings (Adams *et al* 2017a). At the site described in this paper, however, experimental drought and heat manipulations failed to induce mortality even after five years of treatment (Adams *et al* 2015, Grossiord *et al* 2017a). Here, we address the mechanisms that underlie this surprising survival.

A critical challenge given the empirical and process-model predictions of increasing mortality rates in coniferous systems is understanding the potential mechanisms of tree persistence under drought and heat. Unfortunately, these mechanisms are rarely quantified, potentially resulting in overestimates of predictions of future forest loss (Keppel *et al* 2012, Lloret *et al* 2012, McDowell *et al* 2016). Topographic positions that enable access to quasi-permanent soil water sources are among the plausible mechanisms underlying plant survival to drought and heat, based on observational and modeling studies (Allen and Breshears 1998, Redmond *et al* 2015, McLaughlin *et al* 2017, Tai *et al* 2017). To understand the persistence of trees in the future we can also consider cause-and-effect field experiments in mature forests using treatments that simulate drought under warmer conditions. Such experiments can be applied to forests to investigate just how severe a hotter-drought they can survive, and the mechanisms by which they survive or die.

We conducted five-year experimental manipulations of precipitation (~45% reduction, referred to herein as drought), temperature (+4 °C above ambient) and combined drought and increased temperature

relative to a control in a mature piñon pine-juniper woodland to examine the mechanisms of mortality and survival under drought and elevated temperature. Multiple papers have been published from this experiment (Adams *et al* 2015, Grossiord *et al* 2017a, 2017b, 2017c, McBranch *et al* 2018) but none have focused on understanding the mechanism(s) that may have promoted the tree survival of drought and heat. Our initial hypothesis was that tree persistence under experimental drought and warming should be associated with lower evidence of hydraulic failure and carbon starvation, and greater belowground water uptake (e.g. McLaughlin *et al* 2017). Our empirical and modeling approaches allowed testing of this hypothesis from hydraulic and carbon-based perspectives in a comprehensive manner to allow strong inference. Additionally, we measured insect abundance and attack to investigate the role of biotic attack in persistence under warming and drought.

Methods

Experimental design

We measured the critical parameters associated with hypothesized mechanisms of mortality and survival (McDowell *et al* 2011, Martínez-Vilalta *et al* 2014, Anderegg *et al* 2015, Johnson *et al* 2018), including species-specific pre-dawn water potential thresholds for mortality (McDowell *et al* 2016), iso/anisohydry (Martínez-Vilalta *et al* 2014), branch percent-loss-conductivity (PLC, Anderegg *et al* 2015), whole-plant-PLC (McDowell *et al* 2013), whole-tree leaf area: sapwood area ratio ($A_T:A_S$; Mencuccini 2003), water source depths (Grossiord *et al* 2017a), hydraulic conductance and loss thereof (Sperry and Love 2015), whole-plant non-structural carbohydrates (NSC; Zhao *et al* 2013), insect abundance and insect attack rates (Gaylord *et al* 2013), and normalized difference vegetation index (NDVI) and % crown brownness (Gaylord *et al* 2013) as indexes of canopy impacts. We then utilized the site-calibrated ecohydrological model TREES (Mackay *et al* 2015) to provide further interpretation regarding the mechanisms underlying pine and juniper responses to drought and heat within the stand. The combination of these measurement and model variables allows a comprehensive test of the potential mechanisms that underlie survival of trees under drought and heat.

Site description

The study was conducted at the Los Alamos Survival-Mortality (SUMO) experiment located in Los Alamos County, New Mexico (35.49°N, 106.18°W, 2175 m a.s.l.). The site is located on a mesa-top and is characterized by Hackroy clay loam soils derived from volcanic tuff (Soil Survey Staff, Natural Resources Conservation Service, United States Department of Agriculture, <http://websoilsurvey.nrcs.usda.gov>) with a soil depth

ranging from 40–55 cm based on monthly soil-coring done for soil water isotope collection (Grossiord *et al* 2017a). The vegetation is dominated by piñon pine (*Pinus edulis* Engelm.) and one-seed juniper (*Juniperus monosperma* (Engelm.) Sarg.). Grasses, cacti and other tree species such as Gambel oak (*Quercus gambelli* Nutt.) can be found in inter-canopy spaces but they do not contribute significantly to total stand biomass. The experimental site covers an area of approximately 1.0 ha. The site is surrounded by an extensive area of pine trees that died in 2002–2003 during a severe regional drought (Breshears *et al* 2005, 2009, Garrity *et al* 2013). Outside of the 1.0 ha experimental area, there are no live, mature piñon pine trees within at least 1 km, based on surveys. This refugium was selected from four potential local refugiums (isolated patches of woodland amidst a landscape of dead trees) because it was the only one located on a mesa (the other three were located in valleys), and because it had the most positive foliar carbon isotope ratios of all the sites ($\sim -22\text{‰}$ versus -24‰ at the other three sites), indicative of the greatest water stress. The climate is semi-arid, with a mean annual temperature of 10.1 °C and a mean annual precipitation of 360 mm (1987–2016 mean), with about 50% falling during the North American Monsoon season from July to September (<http://environweb.lanl.gov/weathermachine>).

At the start of the growing season in 2012, we installed open-top chambers increasing air temperature by ~ 4.0 °C and a precipitation exclusion structure consisting of clear polymer troughs reducing incoming precipitation reaching the ground by 45%. 64 trees were randomly selected for the experiment (32 juniper and 32 piñon pine trees, >3 cm diameter at breast height). Mean tree age was 56 ± 5 years and 79 ± 7 years for piñon and juniper, respectively (determined from tree cores). Tree height ranged between 1.5–4.5 m. Chamber tops exceeded tree-tops by at least 1 m. The trees were assigned to five treatments (5–6 trees per treatment and per species): ambient for trees in ambient temperature and precipitation, control chamber for trees within chambers set to maintain ambient temperature and precipitation, warming for trees inside chambers where temperature was maintained at ~ 4.0 °C above ambient temperature, drought for trees located within the precipitation exclusion structure, and drought and heat for trees where both treatments were applied simultaneously (figure S1 is available online at stacks.iop.org/ERL/14/045014/mmedia).

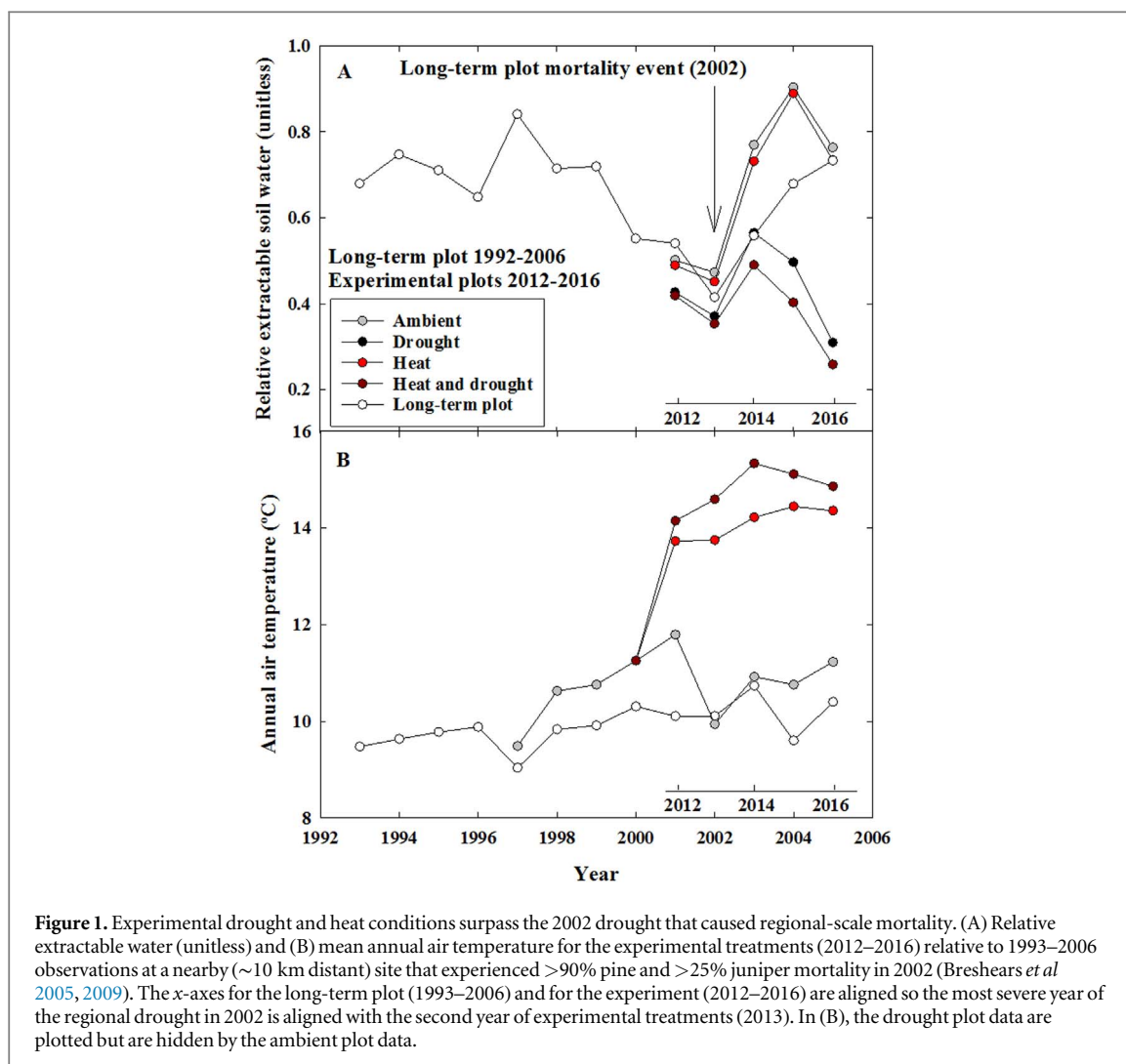
Chamber footprints ranged from 6–20 m² and contained between one and five trees located at a minimum distance of 1.5 m from the chamber boundary. The selected trees in the drought treatment were located at least 10 m from the border of the precipitation exclusion structure (equivalent to two times the height of the tallest tree in the drought treatment). No soil barriers were installed to avoid root damage. Climatic conditions were measured continuously and recorded by two weather stations

at the site (Climatronics, Bohemia, NY, USA). Atmospheric temperature and relative humidity were measured in all chambers using C215 Campbell sensors (Campbell Scientific, Logan, UT, USA) at two positions (1 m height and 2/3 of the canopy) and used for controlling the industrial-scale air-conditioning units that regulated chamber temperature. Further site details can be found in (Grossiord *et al* 2017b).

Relative extractable water

Soil drought intensity experienced by trees was estimated using the daily relative extractable water in the soil over the whole root zone (REW, unitless) per Grossiord *et al* (2017a). This value varies between 1, i.e. field capacity, and 0, i.e. permanent wilting point. We used the forest water balance model BILJOU to estimate REW at a daily-time scale by using measurements of daily climatic conditions at the site (rainfall, radiation, windspeed, and air temperature and humidity). At a daily-time scale, this model calculates the different water fluxes in the ecosystem: tree transpiration, understory evapotranspiration, rainfall interception and drainage, which are all dependent on leaf area index (LAI, m² m⁻²) and evaporative demand (i.e. the potential evapotranspiration, mm). REW at this site correlates well with both measured soil water content (top 15 cm) and plant pre-dawn water potentials (Grossiord *et al* 2017a). For example, we observed a strong relationship between REW and mean soil water content over the 0–50 cm soil profile ($y = 23.95x + 6.02$; $R^2 = 0.68$; $P < 0.001$) demonstrating that simulations of REW from the model reflected the soil water content (above the bedrock) at our site (Grossiord *et al* 2017a).

We measured LAI with a LAI-2000 Plant Canopy Analyzer (PCA, LI-COR, Lincoln, NE, USA) in June 2015. Measurements were taken at dawn at 12 locations within the site but outside the rain exclusion structure and averaged to plot LAI (1.5 ± 0.3 m² m⁻²). Air temperature and humidity inside the chambers were used to simulate REW in the heat and heat-drought treatments, and 45% of incoming precipitation was withheld for simulations of REW in the drought and heat-drought treatments. Maximum extractable water in this soil type was assumed to be 120 mm (Soil Survey Staff, Natural Resources Conservation Service, United States Department of Agriculture, <http://websoilsurvey.nrcs.usda.gov>). Bulk density was measured at the site in July 2015 and was equal to 1.4 g cm⁻³. Simulations of REW with the BILJOU model were performed online (<https://appgeodb.nancy.inra.fr/biljou/>). REW was also simulated at a nearby site (~ 10 km distant) that experienced significant tree mortality in 2002 (Breshears *et al* 2005, 2009) (figure 1) to determine the long-term soil moisture conditions and drought intensity experienced by trees in the study region. Simulations were



conducted using yearly on-site measurements of LAI, 120 mm maximum extractable water in the soil and soil bulk density of 1.4 g cm^{-3} .

Physiological measurements and biotic assessments

In this paper we primarily report average values of all parameters; detailed temporal examinations of the data are available in (Garcia-Forner *et al* 2016, Grossiord *et al* 2017a, 2017b, 2017c). Averages were calculated from campaign measurements conducted four to ten times per year. Brownness was surveyed using two people per date on every tree, and calculated after Gaylord *et al* (2013). NDVI was measured using FieldScout CM 1000 (Spectrum Technologies, Aurora, IL), held only in directly illuminated locations to minimize shading impacts, and was measured on three to five locations per tree and averaged. Leaf level stomatal conductance and photosynthesis was measured using the LI-6400 (Li-Cor, Lincoln NE;¹⁷) in the morning hours (typically 7:00–10:00 am) and was measured randomly across treatments and species to obtain comparable values (Garcia-Forner *et al* 2016). Pre-dawn and mid-day leaf water potentials were averaged for two samples per tree per date, and

measured using a Scholander-type pressure chamber (PMS, Corvallis, OR; Grossiord *et al* 2017a, 2017b). The iso/anisohdry slopes were then calculated from these measurements using annual datasets for each tree (Martínez-Vilalta *et al* 2014). Twig level percentage loss of conductance (PLC) was calculated using the water potential measurements along with vulnerability curves developed on-site (Garcia-Forner *et al* 2016). Sap flux density was measured using the thermal-dissipation method (Granier 1987; see Grossiord *et al* 2017c for detailed description of the sap flux method and calculations), and leaf-specific and canopy conductance were measured using a simplified inversion of the Penman-Monteith model (Monteith and Unsworth 1990). Whole-tree leaf area:sapwood area ratio ($A_l:A_s$) was measured using allometrically scaled, destructive samples at the branch level for the target trees within each treatment (McBranch *et al* in press). Non-structural carbohydrates (NSCs) were sampled and processed per Dickman *et al* (2015), including annual measurements of foliage, twig, stem, coarse and fine roots. These NSC concentrations were then scaled for pine using the pine equations from

Bond-Lamberty *et al* (2002) and the USFS Forest Inventory and Analysis generalized equations for juniper (Jenkins *et al* 2003). The depths of root water uptake for each species and treatment combination were determined using measurements of the water isotope ratios for the different depths of water sources as well as xylem water, and using standard mixing models to constrain the depths of water uptake (Grossiord *et al* 2017a).

Lindgren funnel traps were placed throughout each treatment and collected approximately monthly throughout the life of the project. Insects were sorted by family and grouped by trophic groups. All bark beetles were identified to genus using the insect collection at the Smithsonian Natural History Museum. All bark beetles collected were compared against the *Ips confusus* from the insect collection, confirming absence of *Ips confusus* at the site during the experimental period. Insect abundance is presented as the mean number of individuals trapped per number of days between samples and per number of traps on site, as is consistent with the insect trapping literature (e.g. Gaylord *et al* 2013). Tree attack rates were assessed via the methods of Gaylord *et al* (2013).

Modeling

We conducted simulations with the Terrestrial Regional Ecosystem Exchange Simulator (TREES; Mackay *et al* 2015). TREES is a hydraulically sophisticated ecosystem model that has been successfully used to assess drought responses in trees. TREES was run at half-hourly time steps using site-specific micrometeorological forcing (i.e. air temperature, VPD, photosynthetically active radiation, windspeed, precipitation, and soil temperature) spanning years 2012 through 2016. Input forcing air temperature, soil temperature, and precipitation for each treatment plot were modified to match timing and magnitude of the experimental treatments. Four simulations were run for each species using ambient, drought, heat, and heat + drought treatments. The TREES model was tuned for each species \times treatment by matching simulated pre-dawn and mid-day water potentials to observations over the full five years. Parameters for photosynthesis were set using gas exchange data, and those for the hydraulics were set using observed sap flux, pre-dawn water potential, and mid-day water potential for one well-watered day. Although the mechanism and extent of xylem refilling is currently a matter of debate, we set the simulations to allow refilling of xylem during the monsoon in each simulated year. We used this approach because we have consistently observed a rapid recovery of plant water potential in pine after precipitation interrupts a prolonged drought period, during which leaf water potential remained higher than the soil, suggesting hydraulic isolation of the trees.

Initial rooting depths were established within the model based on site-specific information for the soil thickness, with shallow soil root depths (0–5 cm, 5–15 cm), deep soil depth (15–65 cm), and a bedrock root depth with an underlying permanent water source. Roots in the bedrock terminated at the top of the permanent water source, but within the capillary fringe, assuming a porous medium within bedrock fractures. This ensured that bedrock roots were exposed to steady-state equivalent soil water content of about 60% of porosity. The proportion of absorbing root area in the bedrock was calibrated in the ambient plots so that simulated water potentials matched observations. Juniper was satisfied with 15% of its root area in the bedrock, while pinon required only 10% of its root area in bedrock. The same root configurations by species allowed simulated water potentials to match observations in each of the treatment plots without further calibration (see results).

Statistical analyses

All analyses were performed using the software R (3.2.1, R Development Core Team 2015) with $\alpha = 0.05$ to determine statistical significance. We analyzed responses of mean yearly pre-dawn leaf water potential (Ψ_{PD} , April–August, 2012–2016), mean yearly stomatal conductance and photosynthesis (April–August 2012–2016), whole-tree NSC (i.e. June sampling 2012–2016), leaf-specific hydraulic conductivity ($\text{g m}^{-1} \text{s}^{-1} \text{MPa}^{-1}$, sampled once in September 2016), mean daily canopy-level stomatal conductance ($\text{mmol m}^{-2} \text{s}^{-1}$, March–September 2016), whole-tree $A_i:A_s$ (i.e. sampled once in August 2016), mean yearly NDVI and brownness (2012–2016) of each species to precipitation reduction, atmospheric warming and the combination of the treatments using mixed linear, random intercepts models where warming (yes or no), drought (yes or no) and their interaction were used as fixed effects. For all tests, the individual trees nested in the chambers were input as random effects. R -square (r^2) was obtained for linear mixed effects models following Nakagawa and Schielzeth (2013) and adapted by Jon Lefcheck (<http://jonlefccheck.net/2013/03/13/r2-for-linear-mixed-effects-models/>). Statistical analyses were performed using the package *nlme* for Linear mixed effects models.

Results

The experimental manipulations successfully reduced precipitation and REW, and elevated temperature, over the five years of treatment. We present these results in figure 1 in contrast to the historic drought that killed trees in this region; the manipulations along with regional climate caused conditions between 2012–2016 that were more severe than those of the 2002–2003 drought that killed up to 90% of pines and

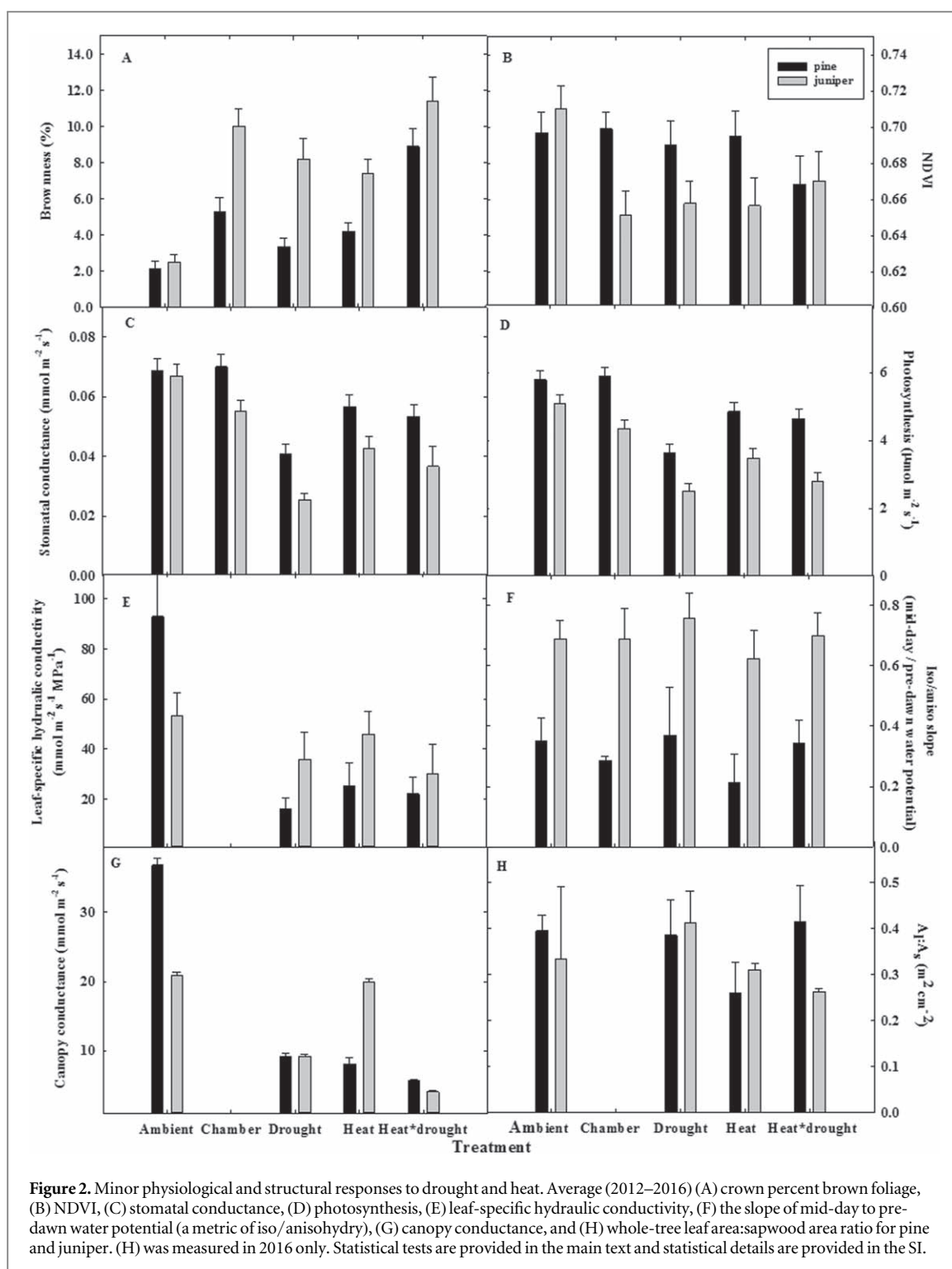


Figure 2. Minor physiological and structural responses to drought and heat. Average (2012–2016) (A) crown percent brown foliage, (B) NDVI, (C) stomatal conductance, (D) photosynthesis, (E) leaf-specific hydraulic conductivity, (F) the slope of mid-day to pre-dawn water potential (a metric of iso/anisohydry), (G) canopy conductance, and (H) whole-tree leaf area:sapwood area ratio for pine and juniper. (H) was measured in 2016 only. Statistical tests are provided in the main text and statistical details are provided in the SI.

25% of junipers locally (figure 1; Breshears *et al* 2005, 2009, Garrity *et al* 2013).

Despite the severe experimental treatments, no trees of either species died. The percentage brown foliage never exceeded 12% for either species ($p > 0.05$ for all treatments compared to ambient; figure 2(A); see SI2 for full statistical results); far below the threshold of >50%–90% for mortality observed for these species (Breshears *et al* 2009, Gaylord *et al* 2013). NDVI, another metric of canopy health, likewise showed no treatment impacts ($p > 0.18$; figure 2(B)).

Stomatal conductance and photosynthesis ($p < 0.05$ for drought in juniper and all treatments in pine), leaf-specific hydraulic conductivity ($p < 0.05$ for heated juniper and droughted pine), and canopy conductance ($p < 0.05$ for drought for both species; figures 2(C)–(E), (G)) all showed treatment impacts but none were as strongly impacted as has been observed prior to mortality of these species (Pangle *et al* 2012, Plaut *et al* 2013). The mid-day to pre-dawn water potential slope, a metric of iso/anisohydry, showed no change in response to the treatments ($p > 0.85$; figure 2(F)), nor

did whole-tree leaf area:sapwood area ratios ($p > 0.20$; figure 2(H), consistent with twig-measurements Grossiord *et al* 2017b). Based on these results (figure 2), it appears that the treatment impacts on leaf and whole-tree level physiology were relatively minor despite the severe experimental treatments (figure 1).

Consistent with the small experimentally-induced shifts in physiology (figure 2), there was little evidence that the droughted and heated trees approached thresholds for carbon starvation or for hydraulic failure (figure 3). The April–August average Ψ_{pd} did not exceed the previously determined mortality thresholds for these species (figure 3(A); McDowell *et al* 2016). There were significant treatment effects for heated juniper and heated and droughted pine ($p < 0.05$) but these trees showed little apparent damage to their crowns (figures 2(A) and (B)). Branch level PLC, calculated using Ψ_{md} and on-site vulnerability curves showed that neither species exceeded 20% PLC, far below the posited mortality threshold of $\geq 60\%$ (McDowell *et al* 2013, Anderegg *et al* 2015, Sperry and Love 2015, Adams *et al* 2017b; figure 3(B)). Modeled transpiration rates relative to the species-specific critical rates to induce embolism ($E_{crit}-E_c$) never fell below zero, again suggesting that significant hydraulic failure did not occur in these trees (figure 3(C); Sperry and Love 2015). Finally, whole-tree non-structural carbohydrate mass (NSC; concentration values scaled with allometric equations) showed a significant treatment impact for heated and heat plus drought pine trees ($p = 0.01$) but never fell dramatically below ambient levels (figure 3(D)).

Two landscape-scale mechanisms of tree persistence under drought and heat were supported. First, water isotope measurements and model simulations both showed that juniper and pine acquired water from below the bedrock surface throughout the experimental period (figures 4(A) and (B)). Specifically, comparison of tree xylem water isotope ratios with soil water isotope ratios revealed consistent tree use of bedrock water (figure 4(A)) despite variation across seasons and treatments (Grossiord *et al* 2017a). Consistent with the isotope results, TREES model simulations were unable to reproduce observed water potentials without inclusion of rooting access to a bedrock water source (figures 4(B), 5 and 6). Bedrock access had a large impact on mortality likelihood, as simulations with no bedrock access reached lower whole-tree hydraulic safety margins and had higher PLC more frequently than simulations with bedrock access (figures 5 and 6). Thus, two independent lines of evidence suggest that access to bedrock water appears to buffer the trees from severe drought and heat impacts and may be responsible for the trees not exceeding the thresholds associated with mortality (figure 3).

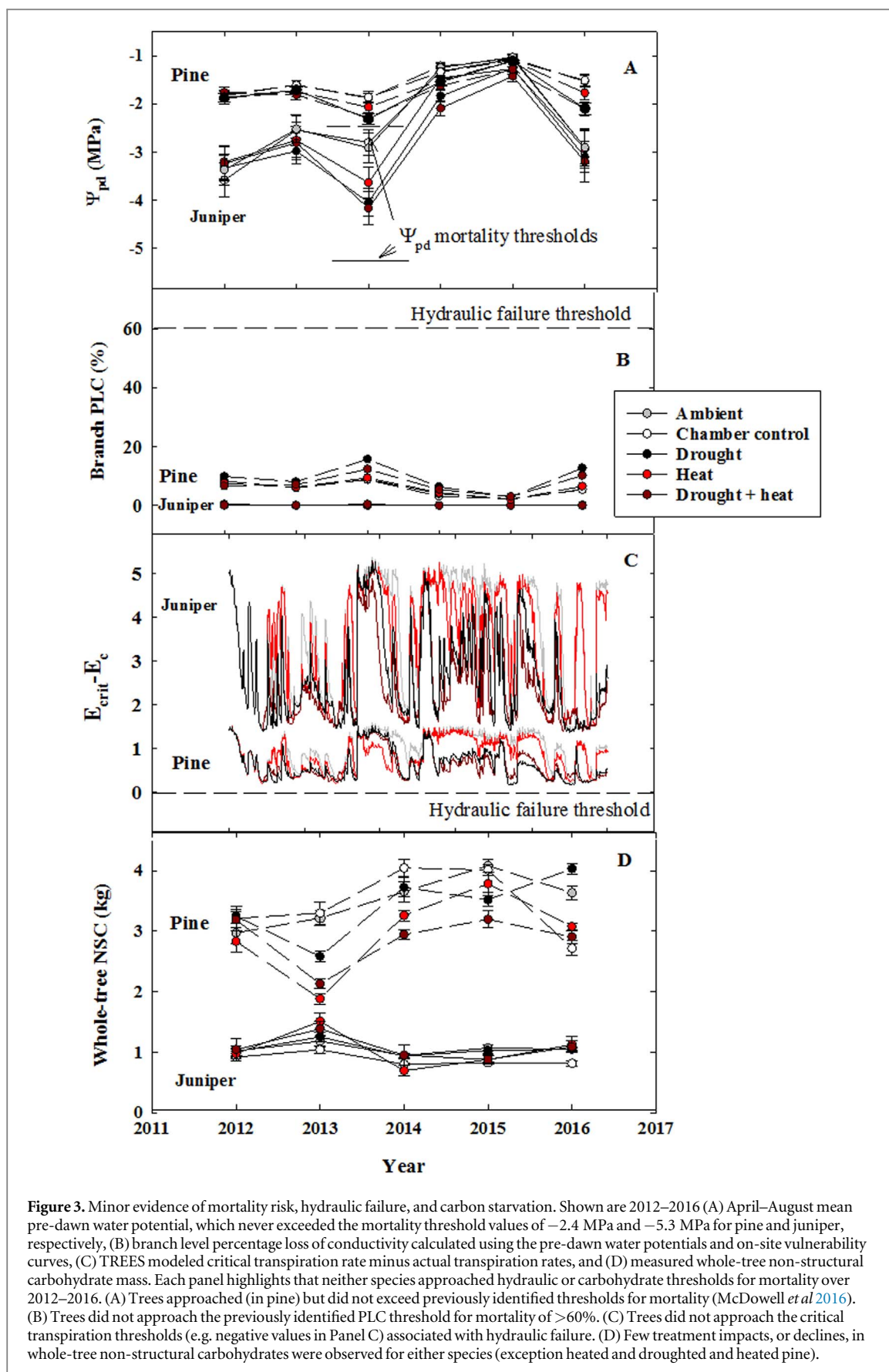
A second potential mechanism of piñon persistence may have occurred at this site. Insect trapping showed abundant insect presence at the site

(figure 7(A)) but few *Scolytinae* (bark beetles) were trapped (figures 7(C) and (D)). This indicates that while insects were generally abundant, those that attack these tree species (*Scolytinae*) were notably absent. Most noteworthy, the bark beetle species that kills piñon pine, *Ips confusus* (LeConte), was never trapped on site (figure 7(B)). Likewise, no evidence of bark beetle attack on the tree bark was observed (Online table 1). These observations are consistent with the lack of *Ips confusus* hosts (live piñon pine) in the surrounding region (figures 7(C) and (D)). The 2002 drought removed the vast majority of mature piñon pine from the local landscape (figure 7(C)) and subsequently there was virtually no detected presence of insect attacks in the region of the field site (via aerial detection; USDA Forest Service, 2018), even during the particularly severe regional drought of 2013 (figure 7(D)). This explanation applies only to piñon, not juniper, at this site.

Discussion

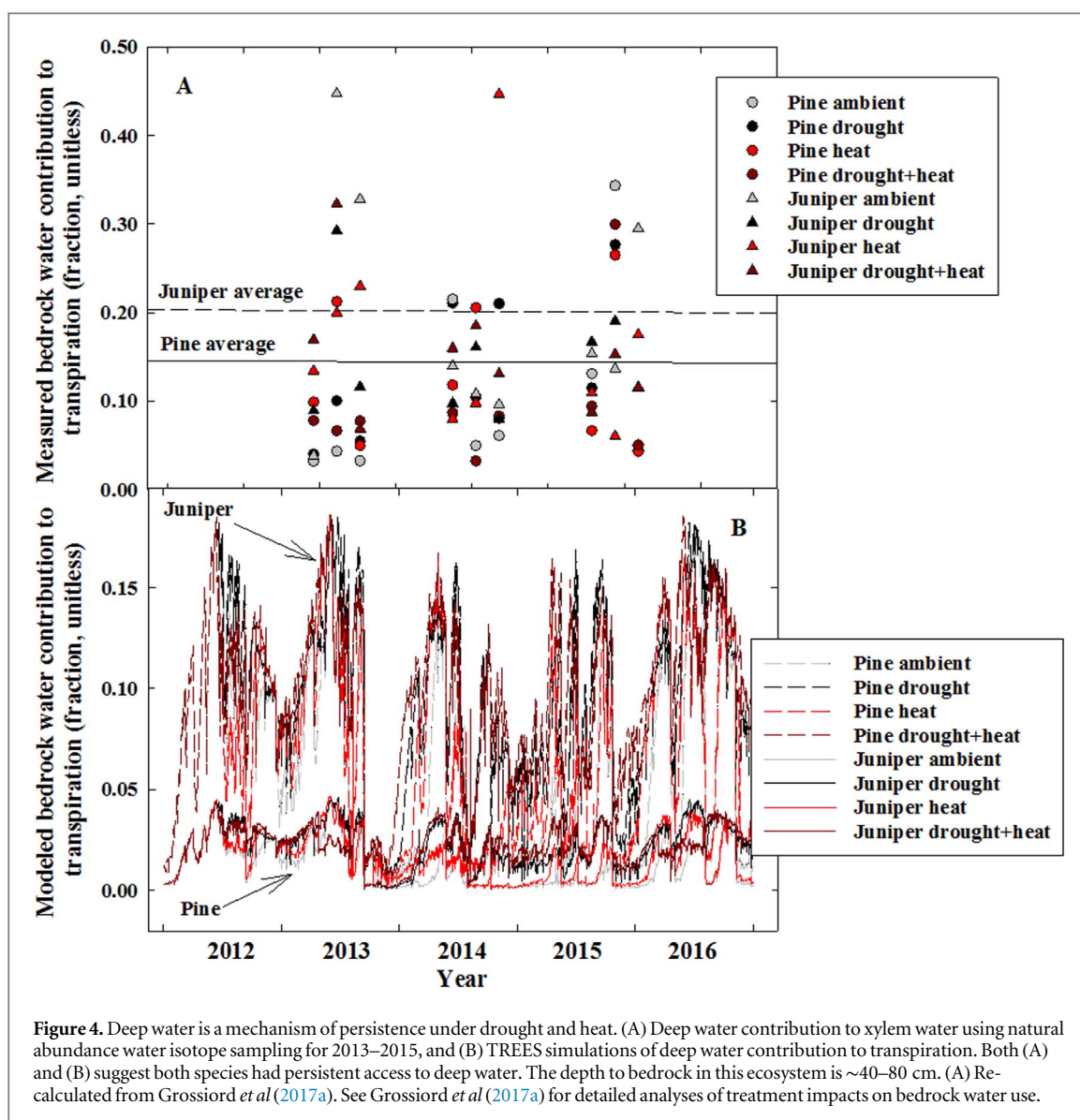
Our test of tree persistence under experimental hotter-drought demonstrates that these species can withstand particularly severe conditions (figure 1) when they have access to a quasi-permanent source of water (figure 4), relative to that expected based on prior observations and experiments on these species (e.g. Breshears *et al* 2005, Adams *et al* 2009, Plaut *et al* 2012). These results are consistent with our hypothesis that resistance to drought and heat would be associated with minimal carbon starvation or hydraulic failure (figure 3) and greater belowground water uptake (figures 4–6). We also observed support for the additional mechanism of isolation of trees from attacking insects (figure 7).

Initially, the lack of strong physiological impacts or mortality (figures 2 and 3) was surprising given that the treatment effects on soil moisture and temperature (figure 1) were more severe than those that resulted in widespread mortality of these species previously in this same region, both during regional drought (Breshears *et al* 2005, 2009, Garrity *et al* 2013) and experimental drought (Pangle *et al* 2012, Plaut *et al* 2013, Gaylord *et al* 2013). The resistance of these trees to severe drought and heat treatments appears to originate with their access to water in the bedrock fractures in this area (Newman *et al* 1997), which provides a water source sufficient to maintain gas exchange even under severe conditions (figures 4–6; SI figures 2, 3, consistent with Schwinning 2010, Klos *et al* 2018, and Rempe and Dietrich 2018). This presence of quasi-permanent water may have promoted survival of this stand of trees during the 2002 drought and associated regional die-off (figure 7), and appears to have further promoted survival of the extreme drought and heat treatments we imposed in 2012–2016 (figure 1). Whole-tree PLC was significantly higher than twig



level PLC (as has been observed before in the southwestern USA e.g. Johnson *et al* 2018), yet the presence of bedrock water significantly increased transpiration such that plants maintained functional gas exchange

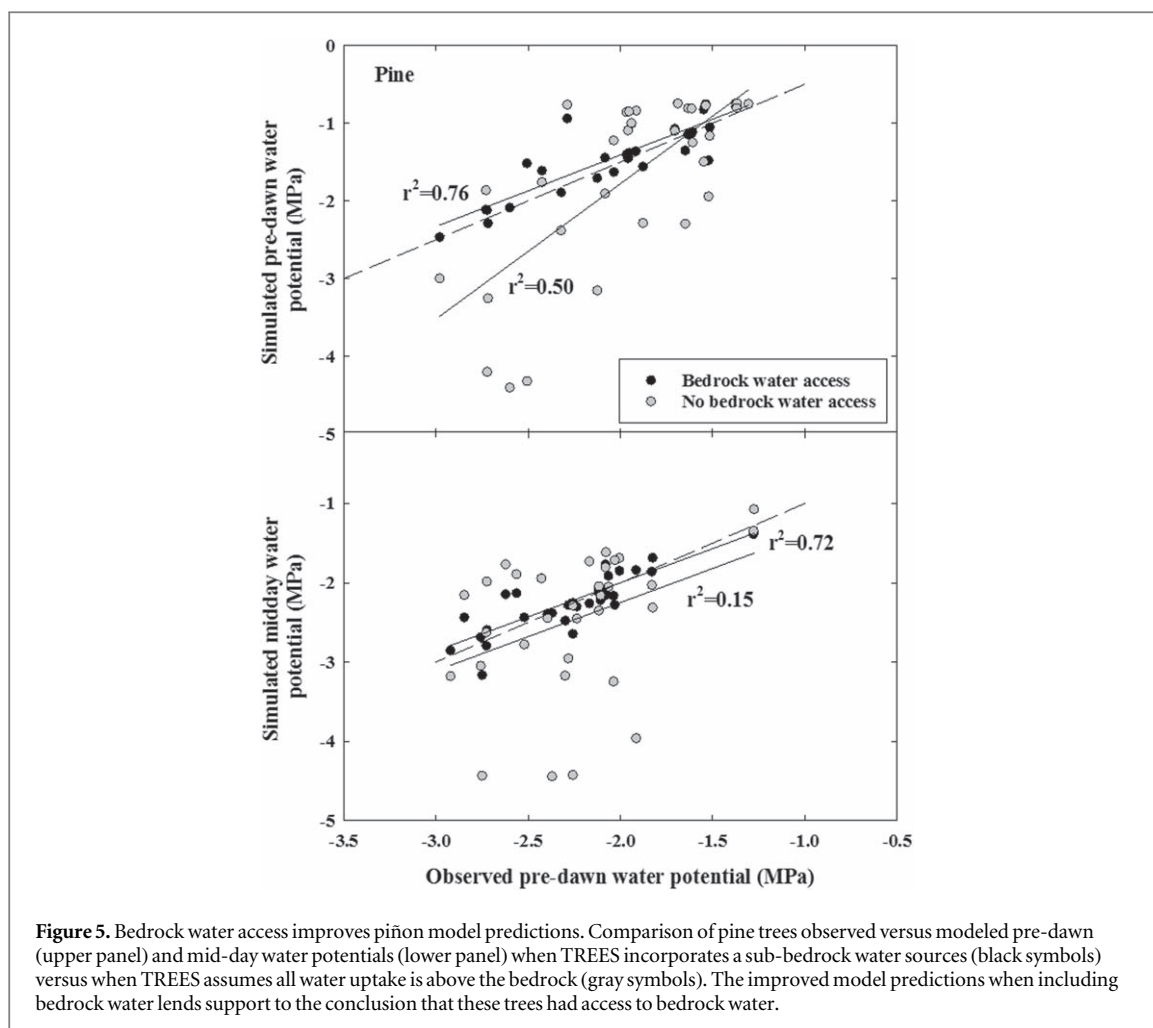
even under severe drought and heat. Both pine and juniper increased water uptake from the bedrock source under drought treatment (Grossiord *et al* 2017a).



The availability of bedrock water may have promoted this refugium's isolation from insects. This stand of trees is isolated from other piñon pine trees in particular (Breshears *et al* 2005, 2009, Garrity *et al* 2013; and figures 7(C), (D)), thus there are few piñon trees to host *Ips confusus*. Beyond our observation of zero piñon ips trapped at the site (using the standard technique; Lindgren 1983, Gaylord *et al* 2013), this isolation argument is supported by the known, and very short, active flight distances of bark beetles (Evenden *et al* 2014, Kees *et al* 2017), coupled with the extraordinary rarity of long flight distances when insects are entrained in aeolian dispersal (Safranyik *et al* 1992, Jackson *et al* 2008, de la Giroday *et al* 2012). Even if surviving (undetected) insects were in the region, there was likely to be high resistance to colonization of these trees by *I. confusus* given the relative minor stress our experimental trees endured (figure 2). Thus, bedrock water sources may ultimately have promoted this stand's survival from biotic insect attack, thus providing evidence of hydraulic refugia

(McLaughlin *et al* 2017), with a subsequent feedback through isolation of the refugium from attacking insects.

It is possible that the trees would have survived insect attack if it had occurred, as they had no evidence of significant carbon starvation or hydraulic failure (figure 3), which would suggest they may have had sufficient defensive capacity had *Ips confusus* insects attacked. Thus we cannot conclude that the absence of insects allowed survival, but only that the absence of insects is an additional potential mechanism of persistence under drought and heat (consistent with García de la Serrana *et al* 2015). While thus speculative, the isolation of live trees from nearby conspecific hosts that carry attacking insects constitutes a potentially strong negative feedback on insect outbreak likelihood, by which outbreak likelihood is reduced via the decimation of host trees during a prior outbreak. This is a logical outcome of the spatial patterns of insect outbreaks, but not one that had previously been quantified empirically, nor under conditions of experimental warming (Logan *et al* 1998, Hart *et al* 2015). This

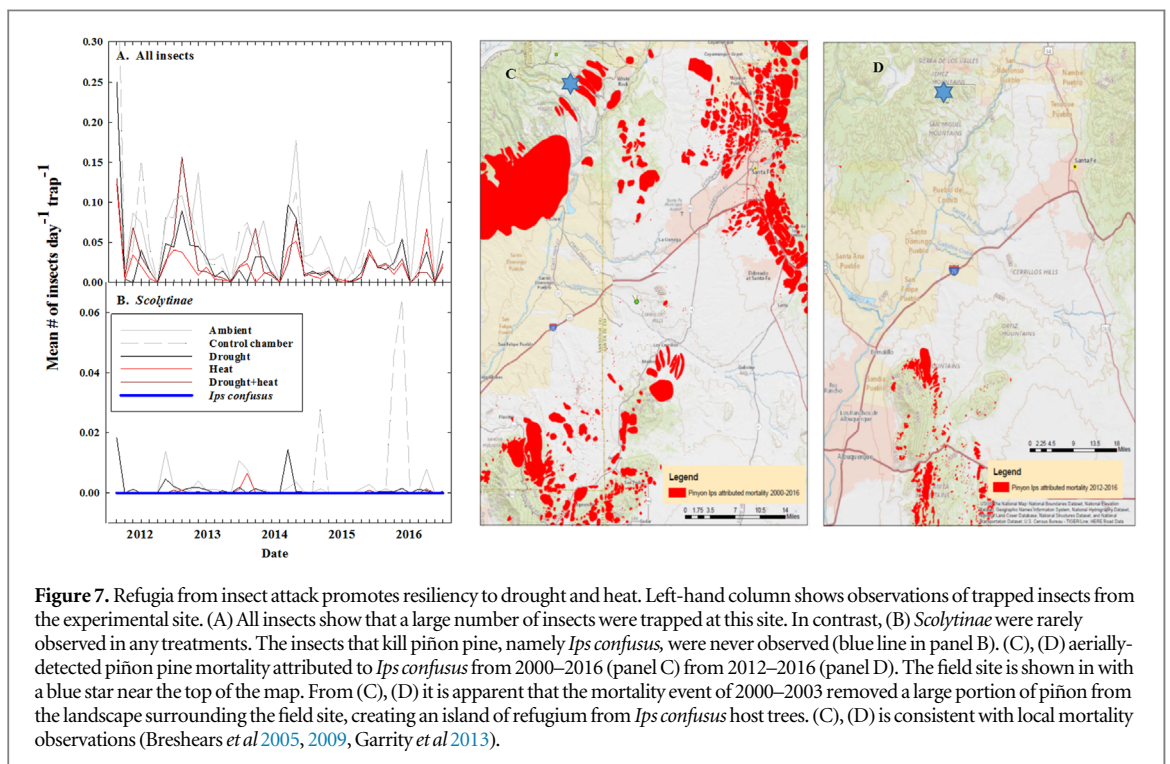
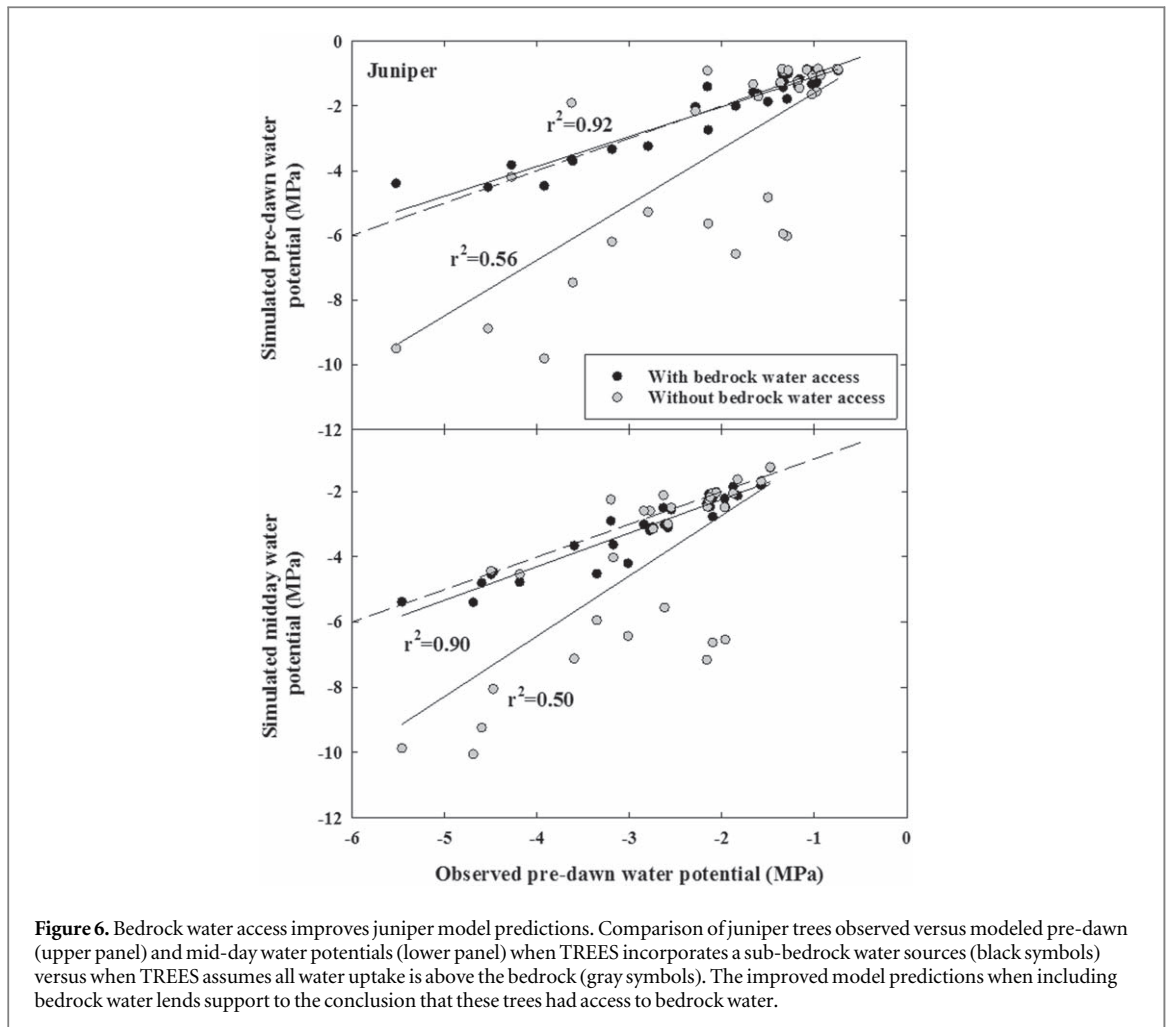


negative feedback mechanism of forest resistance to climate-change-type-drought has similarities to fire-refugia, in which fires are less likely to reach remnant stands of trees due to the lack of fuel (Schoennagel *et al* 2009). Thus a prior beetle outbreak has reduced the abundance of live insect hosts in the vicinity, reducing exposure to bark beetle attack within the remnant stand during subsequent droughts.

Determining the regional frequency of forests that have access to quasi-permanent belowground water sources, and that are isolated from attacking insects, are large observational challenges we must consider before Earth system models can integrate these mechanisms into forecasts. For belowground water sources, we must know the overlap between vegetation rooting depths and quasi-permanent water store depths across regions. The creation of isolated stands of ponderosa pine (*Pinus ponderosa*) throughout the same landscape as our study site, during a severe regional mortality event in the 1950s, was associated with co-location of stands on deep soils (Allen and Breathers 1998), providing further support for the role of rooting depth or access to deeper soil water as a mechanism of persistence in this region. Promising datasets on water table depths are emerging (e.g. Pelletier *et al* 2016) but they are not yet available at sufficiently

fine-scale to match the existing distribution of topography and vegetation in many landscapes. Likewise, in the absence of a local endemic population of tree-killing insects in an isolated forest stand, its likelihood of experiencing mortality due to insect attack is a function of the severity and proximity of the nearest ongoing outbreak of forest insects (Aukema *et al* 2008, de la Giroday *et al* 2012). Thus, while the mechanisms of persistence that we identified are clearly important at our site, it will be a larger challenge to ascertain how frequent these mechanisms manifest at landscape to regional scales.

We provide evidence of two-interdependent mechanisms of resistance of trees under futuristic conditions (Keppel *et al* 2012), in this case, the coupled hydraulic refugia and biotic isolation mechanisms. However, multiple questions remain. Our site is located at the upper elevation (wetter) ecotone for piñon pine, and experienced a large rain event in September 2013, both of which may be reasons why the bedrock had a significant amount of water to promote survival in subsequent years. Understanding interactions of mortality with landscape position and climate variability remains a challenge for this species of pine (Meddens *et al* 2015), despite the fact that this is among the best-studied plant species globally in regard



to drought-associated mortality (Breshears *et al* 2018). Furthermore, some belowground water sources are ephemeral and thus will not necessarily sustain refugium into the future. Elevated CO₂ was not mimicked in our experiment, but this appears to have no impact on mortality likelihood under heat and drought (Duan *et al* 2014, Allen *et al* 2015). Lastly, this could be a selection event in which the remaining stand is adaptively predisposed to survive (Gutschick and BassiriRad 2003); testing this idea will require following forest refugia through multiple drought events.

Conclusions

Our results suggest trees may be particularly resistant to severe drought and heat if they have access to a quasi-permanent source of soil water, providing some optimism regarding the potential survival of trees under a changing climate relative to predictions that do not incorporate these mechanisms of persistence (McDowell *et al* 2016). The dual mechanisms of access to bedrock water and avoidance of subsequent insect outbreaks may mitigate the impacts of hotter droughts, promoting the perpetuation of forest patches in landscapes that have experienced widespread tree die-off. Incorporating the presence and mechanisms of forest resistance to climate-change-type-drought into earth system models may prove valuable to improve the predictive accuracy of future forest loss (Bonan and Doney 2018) and should be considered as we test the mechanisms of future survival (Lloret *et al* 2012). However to accomplish this we must understand the distribution of vegetation rooting depths relative to quasi-permanent sources of soil water, which is a large challenge. Because these hydraulic (McLaughlin *et al* 2017) and insect refugia may be critical for the persistence of trees under a warming climate (Keppel *et al* 2012, Sanchez-Salguero *et al* 2017), preservation of refugium may be a strategic management choice to maximize species conservation into the future.

Acknowledgments

This project was supported by the Department of Energy, Office of Science, and Pacific Northwest National Lab's LDRD program. DDB participation was supported via NSF EF-1340624; EF-1550756, and EAR-1331408, DEB-1824796 and DEB-1833502. CG was supported by a Director's Fellowship from the Los Alamos National Laboratory and by the Swiss National Science Foundation SNF (PZ00P3_174068). AV was supported by a fellowship from Generalitat Valenciana (BEST/2016/289) and the project Survive-2 (CGL2015-69773-C2-2-P MINECO/FEDER) from the Spanish Government. DSM was supported via NSF IOS-1450679, IOS-1444571, and IOS-1547796. We appreciate the field assistance of Heath Powers in

construction of the experiment and the guidance of Paul Hanson, Stan Wullschleger, and Rich Norby in the design of the experiment. Any use of trade, firm, or product names is for descriptive purposes only and does not imply endorsement by the US Government.

Authorship

All authors contributed to the writing. In addition, NGM led the project, conducted field work, and drafted the manuscript, CG conducted field and lab work and statistical analyses, HDA conducted field and lab work, SP contributed to field and lab work and advised on insect ecology, DSM led the modeling, DDB assisted with the manuscript, CDA assisted with the manuscript, IB conducted field and lab work, LTD conducted field and lab work, MG assisted with the remotely sensed imagery of insect outbreaks, NM conducted field and lab work, WTP assisted with the manuscript, AV conducted field work, BA advised on insect ecology, DG advised on insect ecology, CX assisted with the manuscript.

Data accessibility

Most of the data associated with this manuscript is housed on the US Department of Energy's Office of Science and Technical Information website, e.g. <https://osti.gov/biblio/1454272>. Data in the format of that presented in this paper will be housed there upon acceptance of the manuscript.

This draft manuscript is distributed solely for purposes of scientific peer review. Its content is deliberative and predecisional, so it must not be disclosed or released by reviewers. Because the manuscript has not yet been approved for publication by the US Geological Survey (USGS), it does not represent any official USGS finding or policy.

ORCID iDs

Nate G McDowell  <https://orcid.org/0000-0002-2178-2254>

Henry D Adams  <https://orcid.org/0000-0001-9630-4305>

References

- Adams H D, Barron-Gafford G A, Minor R L, Gardea A A, Bentley L P, Law D J, Breshears D D, McDowell N G and Huxman T E 2017a The temperature response surface for mortality risk of tree species with future drought *Environ. Res. Lett.* **12** 115014
- Adams H D, Collins A D, Briggs S P, Vennetier M, Dickman L G, Sevanto S A, Garcia-Forner N and McDowell N G 2015 Experimental drought and heat can delay phenological development and reduce growth in semiarid trees *Glob. Change Biol.* **21** 4210–20
- Adams H D, Guardiola-Claramonte M, Barron-Gafford G A, Villegas J C, Breshears D D, Zou C B, Troch P A and Huxman T E 2009 Temperature sensitivity of

- drought-induced tree mortality portends increased regional die-off under global-change-type drought *Proc. Natl Acad. Sci.* **106** 7063–6
- Adams H D *et al* 2017b A multi-species synthesis of physiological mechanisms in drought-induced tree mortality *Nat. Ecol. Evol.* **1** 1285
- Allen C D and Breshears D D 1998 Drought-induced shift of a forest–woodland ecotone: rapid landscape response to climate variation *Proc. Natl Acad. Sci.* **95** 14839–42
- Allen C D, Breshears D D and McDowell N G 2015 On underestimation of global vulnerability to tree mortality and forest die-off from hotter drought in the Anthropocene *Ecosphere* **6** 1–55
- Anderegg W R, Flint A, Huang C Y, Flint L, Berry J A, Davis F W, Sperry J S and Field C B 2015 Tree mortality predicted from drought-induced vascular damage *Nat. Geosci.* **8** 367
- Aukema B H, Carroll A L, Zheng Y, Zhu J, Raffa K F, Moore R D, Stahl K and Taylor S W 2008 Movement of outbreak populations of mountain pine beetle: influences of spatiotemporal patterns and climate *Ecography* **31** 348–58
- Bonan G B and Doney S C 2018 Climate, ecosystems, and planetary futures: the challenge to predict life in Earth system models *Science* **359** eaam8328
- Bond-Lamberty B, Wang C and Gower S T 2002 Aboveground and belowground biomass and sapwood area allometric equations for six boreal tree species of northern Manitoba *Can. J. Forest Res.* **32** 1441–50
- Breshears D D *et al* 2005 Regional vegetation die-off in response to global-change-type drought *Proc. Natl Acad. Sci. USA* **102** 15144–8
- Breshears D D *et al* 2018 A dirty dozen ways to die: metrics and modifiers of mortality driven by drought and warming for a tree species *Frontiers in Forests and Global Change* **1** 4
- Breshears D D, Myers O B, Meyer C W, Barnes F J, Zou C B, Allen C D, McDowell N G and Pockman W T 2009 Tree die-off in response to global change-type drought: mortality insights from a decade of plant water potential measurements *Frontiers Ecol. Environ.* **7** 185–9
- de la Giroday H-M C, Carroll A L and Aukema B H 2012 Breach of the northern Rocky Mountain geoclimatic barrier: initiation of range expansion by the mountain pine beetle *J. Biogeogr.* **39** 1112–23
- Dickman L T, McDowell N G, Sevanto S, Pangle R E and Pockman W T 2015 Carbohydrate dynamics and mortality in a piñon–juniper woodland under three future precipitation scenarios *Plant, Cell Environ.* **38** 729–39
- Duan H, Duursma R A, Huang G, Smith R A, Choat B, O'GRADY A P and Tissue D T 2014 Elevated [CO₂] does not ameliorate the negative effects of elevated temperature on drought-induced mortality in *Eucalyptus radiata* seedlings *Plant, Cell Environ.* **37** 1598–613
- Evenden M L, Whitehouse C M and Sykes J 2014 Factors influencing flight capacity of the mountain pine beetle (Coleoptera: Curculionidae: Scolytinae) *Environ. Entomol.* **43** 187–96
- García de la Serrana R G, Vilagrosa A and Alloza J A 2015 Pine mortality in southeast Spain after an extreme dry and warm year: interactions among drought stress, carbohydrates and bark beetle attack *Trees* **29** 1791–804
- García-Fórner N *et al* 2016 Responses of two semiarid conifer tree species to reduced precipitation and warming reveal new perspectives for stomatal regulation *Plant, Cell Environ.* **39** 38–49
- Garrity S R, Allen C D, Brumby S P, Gangogadamage C, McDowell N G and Cai D M 2013 Quantifying tree mortality in a mixed species woodland using multitemporal high spatial resolution satellite imagery *Remote Sens. Environ.* **129** 54–65
- Gaylord M L, Kolb T E, Pockman W T, Plaut J A, Yepez E A, Macalady A K, Pangle R E and McDowell N G 2013 Drought predisposes piñon–juniper woodlands to insect attacks and mortality *New Phytol.* **198** 567–78
- Granier A 1987 Evaluation of transpiration in a douglas-fir stand by means of sap flow measurements *Tree Physiol.* **3** 309–20
- Grossiord C, Sevanto S, Adams H D, Collins A D, Dickman L T, McBranch N, Michaletz S T, Stockton E A, Vigil M and McDowell N G 2017b Precipitation, not air temperature, drives functional responses of trees in semi-arid ecosystems *J. Ecol.* **105** 163–75
- Grossiord C, Sevanto S, Dawson T E, Adams H D, Collins A D, Dickman L T, Newman B D, Stockton E A and McDowell N G 2017a Warming combined with more extreme precipitation regimes modifies the water sources used by trees *New Phytol.* **213** 584–96
- Grossiord C *et al* 2017c Tree water dynamics in a drying and warming world *Plant, Cell Environ.* **40** 1861–73
- Gutschick V P and BassiriRad H 2003 Extreme events as shaping physiology, ecology, and evolution of plants: toward a unified definition and evaluation of their consequences *New Phytol.* **160** 21–42
- Hart S J, Veblen T T, Mietkiewicz N and Kulakowski D 2015 Negative feedbacks on bark beetle outbreaks: widespread and severe spruce beetle infestation restricts subsequent infestation *PLoS One* **10** e0127975
- Jackson P L, Straussfogel D, Lindgren B S, Mitchell S and Murphy B 2008 Radar observation and aerial capture of mountain pine beetle, *Dendroctonus ponderosae* Hopk. (Coleoptera: Scolytidae) in flight above the forest canopy *Can. J. Forest Res.* **38** 2313–27
- Jenkins J C, Chojnacky D C, Heath L S and Birdsey R A 2003 National-scale biomass estimators for United States tree species *Forest Sci.* **49** 12–35
- Johnson D M *et al* 2018 Co-occurring woody species have diverse hydraulic strategies and mortality rates during an extreme drought *Plant, Cell Environ.* **18** 41
- Kees A M, Hefty A R, Venette R C and Aukema B H 2017 Flight capacity of the walnut twig beetle (Coleoptera: Scolytidae) on a laboratory flight mill *Environ. Entomol.* **46** 633–41
- Keppel G, Van Niel K P, Wardell-Johnson G W, Yates C J, Byrne M, Mucina L, Schut A G, Hopper S D and Franklin S E 2012 Refugia: identifying and understanding safe havens for biodiversity under climate change *Glob. Ecol. Biogeogr.* **21** 393–404
- Klos P Z *et al* 2018 Subsurface plant-accessible water in mountain ecosystems with a Mediterranean climate *WIREs Water.* **5** 1277
- Limousin J, Bickford C P, Dickman L T, Pangle R E, Hudson P J, Boutz A L, Gehres N, Osuna J L, Pockman W T and McDowell N G 2013 Regulation and acclimation of leaf gas exchange in a piñon–juniper woodland exposed to three different precipitation regimes *Plant, Cell Environ.* **36** 1812–25
- Lindgren B S 1983 A multiple funnel trap for Scolytid beetles (Coleoptera) *Can. Entomol.* **115** 299–302
- Lloret F, Escudero A, Iriondo J M, Martínez-Vilalta J and Valladares F 2012 Extreme climatic events and vegetation: the role of stabilizing processes *Glob. Change Biol.* **18** 797–805
- Logan J A, White P and Powell J A 1998 Model analysis of spatial patterns in mountain pine beetle outbreaks *Theor. Population Biol.* **53** 236–55
- Mackay D S, Roberts D E, Ewers B E, Sperry J S, McDowell N G and Pockman W T 2015 Interdependence of chronic hydraulic dysfunction and canopy processes can improve integrated models of tree response to drought *Water Resour. Res.* **51** 6156–76
- Martínez-Vilalta J, Poyatos R, Aguadé D, Retana J and Mencuccini M 2014 A new look at water transport regulation in plants *New Phytol.* **204** 105–15
- McBranch N A, Grossiord C, Adams H D, Borrego I, Collins A D, Dickman L T, Ryan M, Sevanto S and McDowell N G 2018 Lack of acclimation of leaf area: sapwood area ratios in piñon pine and juniper in response to precipitation reduction and warming *Tree Physiol.* **39** 135–42
- McDowell N and Allen C 2015 Darcy's law predicts widespread forest loss due to climate warming *Nat. Clim. Change* **5** 669
- McDowell N G *et al* 2008 Mechanisms of plant survival and mortality during drought: why do some plants survive while others succumb to drought? *New Phytol.* **178** 719–39

- McDowell N G *et al* 2013 Evaluating theories of drought-induced vegetation mortality using a multimodel–experiment framework *New Phytol.* **200** 304–21
- McDowell N G *et al* 2016 Multi-scale predictions of massive conifer mortality due to chronic temperature rise *Nat. Clim. Change* **6** 295
- McDowell N G *et al* 2018 Drivers and mechanisms of tree mortality in moist tropical forests *New Phytol.* **219** 851–69
- McDowell N G, Beerling D J, Breshears D D, Fisher R A, Raffa K F and Stitt M 2011 The interdependence of mechanisms underlying climate-driven vegetation mortality *Trends Ecol. Evol.* **26** 523–32
- McLaughlin B C, Ackerly D D, Klos P Z, Natali J, Dawson T E and Thompson S E 2017 Hydrologic refugia, plants, and climate change *Glob. Change Biol.* **23** 2941–61
- Meddens A J, Hicke J A, Macalady A K, Buotte P C, Cowles T R and Allen C D 2015 Patterns and causes of observed piñon pine mortality in the southwestern United States *New Phytol.* **206** 91–7
- Mencuccini M 2003 The ecological significance of long-distance water transport: short-term regulation, long-term acclimation and the hydraulic costs of stature across plant life forms *Plant, Cell Environ.* **26** 163–82
- Monteith J and Unsworth M 1990 *Principles of Environmental Physics* 2nd edn (London: Edward Arnold)
- Nakagawa S and Schielzeth H 2013 A general and simple method for obtaining R² from generalized linear mixed-effects models *Methods Ecol. Evol.* **4** 133–42
- Newman B D, Campbell A R and Ringelberg D B 1997 A model for microbially induced precipitation of vadose-zone calcites from fracture fillings at Los Alamos, New Mexico *Geochim. Cosmochim. Acta* **61** 1783–92
- Pangle R E, Hill J P, Plaut J A, Yezpe E A, Elliot J R, Gehres N, McDowell N G and Pockman W T 2012 Methodology and performance of a rainfall manipulation experiment in a piñon–juniper woodland *Ecosphere* **3** 1–20
- Pelletier J D, Broxton P D, Hazenberg P, Zeng X, Troch P A, Niu G Y, Williams Z, Brunke M A and Gochis D 2016 A gridded global data set of soil, intact regolith, and sedimentary deposit thicknesses for regional and global land surface modeling *J. Adv. Model. Earth Systems* **8** 41–65
- Plaut J A, Wadsworth W D, Pangle R, Yezpe E A, McDowell N G and Pockman W T 2013 Reduced transpiration response to precipitation pulses precedes mortality in a piñon–juniper woodland subject to prolonged drought *New Phytol.* **200** 375–87
- Plaut J A, Yezpe E A, Hill J, Pangle R, Sperry J S, Pockman W T and McDowell N G 2012 Hydraulic limits preceding mortality in a piñon–juniper woodland under experimental drought *Plant, Cell Environ.* **35** 1601–17
- Redmond M D, Cobb N S, Clifford M J and Barger N N 2015 Woodland recovery following drought-induced tree mortality across an environmental stress gradient *Glob. Change Biol.* **21** 3685–95
- Rempe D M and Dietrich W E 2018 Direct observations of rock moisture, a hidden component of the hydrologic cycle *Proc. Natl Acad. Sci.* **115** 2664–9
- Safranyik L, Linton D A, Silversides R and McMullen L H 1992 Dispersal of released mountain pine beetles under the canopy of a mature lodgepole pine stand *J. Appl. Entomol.* **113** 441–50
- Sanchez-Salguero R *et al* 2017 Climate extremes and predicted warming threaten Mediterranean Holocene fir forests refugia *Proc. Natl Acad. Sci.* **114** E10142–50
- Schoennagel T, Smithwick E A and Turner M G 2009 Landscape heterogeneity following large fires: insights from Yellowstone National Park, USA *Int. J. Wildland Fire* **17** 742–53
- Schwinning S 2010 The ecohydrology of roots in rocks *Ecohydrology* **3** 238–45
- Sperry J S and Love D M 2015 What plant hydraulics can tell us about responses to climate-change droughts *New Phytol.* **207** 14–27
- Tai X, Mackay D S, Anderegg W R, Sperry J S and Brooks P D 2017 Plant hydraulics improves and topography mediates prediction of aspen mortality in southwestern USA *New Phytol.* **213** 113–27
- USDA Forest Service 2018 Forest health aerial detection survey data 2000–2016. US Department of Agriculture, Forest Service, Southwestern Region, Forest Health Staff (<http://fs.usda.gov/main/r3/forest-grasslandhealth>) (Accessed: 3/1/2018)
- West A G, Hultine K R, Sperry J S, Bush S E and Ehleringer J R 2008 Transpiration and hydraulic strategies in a piñon–juniper woodland *Ecol. Appl.* **18** 911–27
- Williams A P *et al* 2013 Temperature as a potent driver of regional forest drought stress and tree mortality *Nat. Clim. Change* **3** 292
- Zhao J, Hartmann H, Trumbore S, Ziegler W and Zhang Y 2013 High temperature causes negative whole-plant carbon balance under mild drought *New Phytol.* **200** 330–9