

## RESEARCH ARTICLE

## ARAŞTIRMA MAKALESİ

# Some population characteristics of the pink spiny lobster *Palinurus mauritanicus* (Gruvel, 1911) caught in the Béni-Saf Bay (Western Algeria)

Lotfi Bensahla Talet<sup>1\*</sup> • Ahmed Bensahla Talet<sup>2</sup> • Zitouni Boutiba<sup>1</sup><sup>1</sup>Laboratoire Réseau de Surveillance Environnementale (LRSE). University of Oran1 Ahmed BENBELLA. Oran 31000 – Algeria<sup>2</sup>Laboratoire d'Aquaculture et Bioremédiation (AQUABIOR). University of d'Oran1 Ahmed BENBELLA. Oran 31000 - Algeria\*Corresponding author: [btlotfi77@hotmail.fr](mailto:btlotfi77@hotmail.fr)

Received date: 27.08.2015

Accepted date: 12.01.2016

**How to cite this paper:**Bensahla Talet, L., Bensahla Talet, A., & Boutiba, Z. (2016). Some population characteristics of the pink spiny lobster *Palinurus mauritanicus* (Gruvel, 1911) caught in the Béni-Saf Bay (Western Algeria). *Ege Journal of Fisheries and Aquatic Sciences*, 33(1): 7-11. doi: [10.12714/egejfas.2016.33.1.02](https://doi.org/10.12714/egejfas.2016.33.1.02)

**Abstract:** This study is aimed to pinpoint the morphometrics, state of exploitation dynamic in order to assess the *P. mauritanicus* (Gruvel, 1911) stock. Specimens were caught by trawlers operating in Béni-Saf Bay. In total 121 individuals were collected: 60 males (49.58%) and 61 (50.41%) females,  $\chi^2$  test ( $p < 0.05$ ) didn't show any significant difference between the two sexes. FISAT II software was used to estimate growth parameters, recruitment, mortality and exploitation rates. Total length-total weight, total length, carapace length equations parameters for the entire population were respectively  $TW = 0.0363 \cdot TL^{2.858}$ ,  $\log TL = 0.802 \cdot \log CL + 0.631$  indicating a negative allometry growth. The parameters of Von Bertalanffy were:  $L_{\infty} = 32.03$  cm,  $K = 0.18$  yr<sup>-1</sup> and  $t_0 = -0.16$  year<sup>-1</sup>. Total mortality was estimated  $Z = 0.760$  yr<sup>-1</sup>, natural maturity  $M = 0.458$  yr<sup>-1</sup>, fishing mortality  $F = 0.302$  yr<sup>-1</sup> and exploitation ratio  $E = 0.397$  reflecting a situation near the full exploitation of the resource.

**Keywords:** *Palinurus mauritanicus*; fishery; mortality; exploitation; Béni-Saf Bay

## INTRODUCTION

The fishery products (fish, crustaceans, shellfish) landed daily at our fisheries continue to decline day by day. The effort and resources deployed at sea to meet the growing needs of a population strongly piscivorous are the major cause of the rarity of some species followed by anthropic actions that destroy aquatic environment (tourism, pollution, over fishing, excessive trawling). The approach of our work seeks to enhance and preserve the pink spiny lobster *Palinurus mauritanicus* and attempt to assess the current status of the population.

*P. mauritanicus* is a high economic value species occurring in the Eastern Atlantic from western Ireland (53° N; Mercer, 1973) to southern Senegal (14° N; Vincent-Cuaz, 1958) and in all the Western Mediterranean from Gibraltar to Sicily, west of 16° E, not in the Adriatic (Holthuis, 1991). It is frequent in the western Atlantic Ocean from Ireland to Senegal, in western Mediterranean we found it in Libya, Sicily, Sardinia, Corsica and Gibraltar but stay very abundant in Mauritania and Rio de Oro waters, at depths ranging between 150 to 300 meters. Generally fished by trawlers at depth ranging from 180 to 600 m but the baited cylindrical traps stay the most selective and appropriate tool for this crustacean. In the western Mediterranean mostly between 400 and 500 m on rocky and coral substrates, as well as on mud.

In Béni-Saf Bay *P. mauritanicus* is found around Rachgoun Island (Pers. obs) that have suitable rocky substrates. It

commands high prices supporting the local economy. In the past the pink spiny lobster was caught using baited traps, but now this gear has practically disappeared to be replaced almost exclusively by non-selective gears trammel nets (Goñi et al., 2003a) and trawl. With the replacement of traps, fishing effort on has increased contributing a lot in the decline of the exploitable stock.

Many works exist on the European spiny lobster *Palinurus elephas* but scarce data are available for *P. mauritanicus* (Maigret, 1978; Campillo and Amadei, 1978; Boitard, 1981; Caverivière et al., 1986; Minchin, 1989; Diop, 1990; Goñi and Latrouite, 2005) and especially concerning the Algerian waters except the works of Bensahla Talet et al., 2011 and Bachir Boudjra et al., 2014 focusing on ecology and some aspects of reproduction of this decapod.

The weight-length relationship (WLR) is a necessary parameter in fishery assessment. In sampling programs, it is usually easier to measure length only (e.g., because of the bobbing motion of the boat), or weight cannot be measured simply (e.g., underwater visual censuses). The WLR of a particular species allows the inter-conversion of these parameters (Morey et al., 2003). Also, morphometric comparisons can be made between species and populations (Gonçalves et al., 1997). Added to this, the WLR allows specimens condition to be estimated in relation to different

environmental conditions. The relationship between Total length, carapace length and total body weight are described for the first time in this paper concerning *P. mauritanicus* living in Béni-Saf Bay. The relationship between total length (TL), carapace length (CL) can be a useful tool given that the minimum landing size is expressed as TL an easier and faster measure to take (Latrouite and Noel, 1997; Secci et al., 2000; Tidu et al., 2004) allowing us to convert the two measures easily.

## MATERIAL AND METHODS

Samples of *P. mauritanicus* were collected monthly (Fig. 1) between June and December 2001 caught by trawlers (mesh size 40 mm) operating in Béni-Saf Bay at depths ranging between 15 to 300 m.

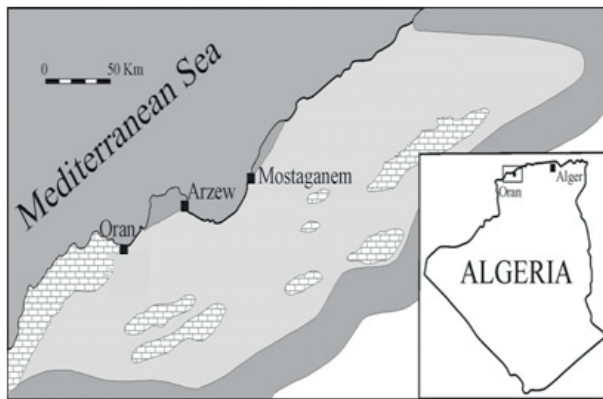


Figure 1. Sampling zone

Biological informations (sex, individual length and weight) (Fig. 2) were recorded during landings [with respect of a Minimum landing size set up by Algerian legislation fixed at 10 cm of CL (JORADP,2004)].

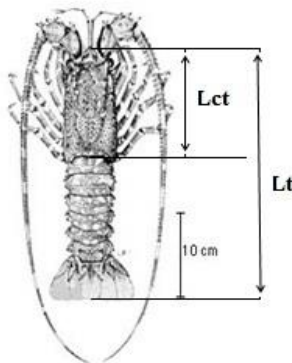


Figure 2. Measurements made on *P. mauritanicus* specimens

After the macroscopically sex determination, deviation from 1:1 null hypothesis was statistically tested by  $\chi^2$  test. Total (TL) and carapace length (CL) were measured to the nearest mm and total weight (TW) to the nearest g. Mean length comparison was performed with t-test (Zar,1999). The Length weight

relationship is expressed as;  $TW = aTL^b$  (Ricker, 1973) where TW is total body weight (g), TL is total length (cm). Also relationship between TL and CL was established with the following equation:  $\text{Log TL} = b \text{Log CL} + \text{Log a}$  (b the slope and a the intercept for the two equations) In order to confirm if values of b obtained in regressions were significantly different from isometric value ( $b=3$  or  $b=1$ ), the null hypotheses of isometric growth were tested by the t-test (Zar,1999).

Parameters of the Von Bertalanffy growth equation were estimated using ELEFAN I method (FISAT II: Gayanilo et al., 1989) grouping the population in length classes of 1 cm (Carapace Length, CL). Growth performance index was calculated using Munro and Pauly,1983 equation:  $\Phi = 2 \text{Log } L_{\infty} + \text{Log K}$ . The total mortality (Z) was estimated using Jones van Zalinge (1981) plot. Pauly's (1983) equation was used to determine natural mortality;  $\ln(M) = -0.0152 - 0.279 \ln(L_{\infty}) + 0.6543 \ln(K) + 0.463 \ln(T)$  [T: annual mean temperature of Béni-Saf bay 17.5°C] (Zemenzer,2011). Fishing mortality (F) was deducted from the equation:  $Z = M + F$ , so  $F = Z - M$  and exploitation rate from  $E = F/Z$  (Gulland, 1971).

## RESULTS

In total 121 individuals were collected (table 1) 60 (49.58%) were males (TL:20-53.3 cm) and 61 (50.41%) were females (TL:25-53.2 cm) (figure 3), ranging in weight between 275 and 4000 g for males and between 330 and 3100 g for females. Males ( $40.68 \pm 80.77$ ) and females ( $40.32 \pm 68.12$ ) mean length were not significantly different (t-test,  $p < 0.05$ ) (figure 3). Also  $\chi^2$  test ( $p < 0.05$ ) didn't show any significant difference between the two sexes.

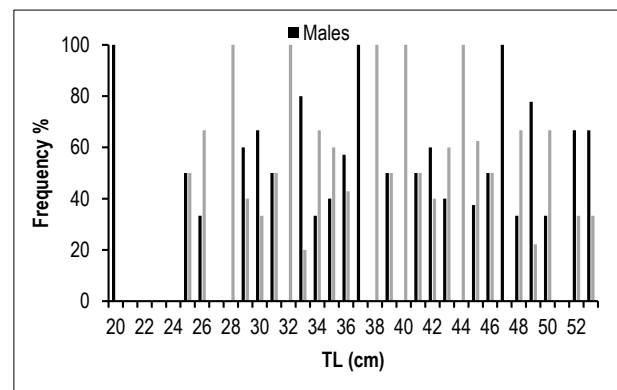


Figure 3. Length frequency distribution of males and females of *P. mauritanicus* specimens caught in Béni-Saf Bay

**Table 1.** Maximum and minimum values of the total length, carapace length and total weight for all population of *P. mauritanicus* specimens off Béni-Saf Bay

Sex	n	TL (mm)		TW (g)		CL (mm)	
		min	max	min	max	min	max
Female	61	250	532	300	3100	9.7	30
Male	60	200	533	275	4000	9.7	24
Both	121	200	533	275	4000	9.7	30

Length–weight and length-length regression parameters estimated for males, females and all individuals are presented

in **Table 2**. The length–weight relationships were well correlated ( $0.853 < r^2 < 0.869$ ) found statistically significant and the null hypothesis ( $H_0: b=3$  was rejected), a negative allometric growth was observed for the three different groups (t-test,  $P < 0.05$ ,  $t_{obs} > t_{th} = 1.65$ ,  $n > 120$ ).

Length-length relationships were better correlated ( $0.931 < r^2 < 0.905$ ) than the previous relationship and found statistically significant and the null hypothesis  $H_0: b=1$  was rejected, a negative allometric growth was observed for the three different groups (t-test,  $P < 0.05$ ,  $t_{obs} > t_{th} = 1.65$ ,  $n > 120$ ).

**Table 2.** Range and mean of total length (cm) and weight (g) values of Spotted flounder from Izmir bay (Aegean Sea)

Sex	Allometric relation	Allometric equation	Determination coefficient (r <sup>2</sup> )	95% CI of b	Relationship t-test
Female	TW/TL	$TW = 0.0283 \cdot TL^{2.909}$	0.858	2.80-2.92	A-
Male	TW/TL	$TW = 0.0513 \cdot TL^{2.781}$	0.869	2.72-2.84	A-
Both	TW/TL	$TW = 0.0363 \cdot TL^{2.858}$	0.853	2.76-2.92	A-
Female	TL/CL	$\text{Log TL} = 0.802 \cdot \text{Log CL} + 0.631$	0.908	0.78-0.82	A-
Male	TL/CL	$\text{Log TL} = 0.750 \cdot \text{Log CL} + 0.682$	0.931	0.55-0.94	A-
Both	TL/CL	$\text{Log TL} = 0.763 \cdot \text{Log CL} + 0.673$	0.905	0.74-0.78	A-

Growth parameters of the von Bertalanffy equation for *P. mauritanicus* (**Table 3**) were estimated as  $CL_{\infty} = 32.03$  cm,  $K = 0.18$  year<sup>-1</sup>,  $t_0 = -0.16$  year. Growth performance index  $\Phi$  was

found to be equal to 2.266. The results of Total (Z), natural (M), fishing (F) mortalities, exploitation rate (E) were estimated for all the individuals as 0.760, 0.458, 0.397 respectively.

**Table 3.** Von Bertalanffy growth parameters, growth index, total, natural, fishing mortalities and exploitation rate (E) for all individuals of *P. mauritanicus* fished in Béni-Saf Bay

	n	CL <sub>∞</sub> (mm)	K (yr <sup>-1</sup> )	t <sub>0</sub> (yr)	Φ	Z	M	F	E
All samples	121	320.3	0.18	-0.16	2.266	0.760	0.458	0.302	0.397

## DISCUSSION

It appears that *P. mauritanicus* from Béni-Saf Bay had a negative allometric growth ( $b < 3$ ,  $t > t_{0.05} = 1.65$ ) showing that increase in length is faster than increase in weight an observation already made by others authors in other localities (Boitard, 1981; Caverivière et al., 1986; Minchin, 1989; Diop,

1990). Comparing our results of the equation total length versus carapace length in other regions (**Table 4**) led us to conclude that females records negative growth rate of TL in relation to CL, conversely for males the b parameter is greater than 1 and this can be explained by the fact that females have larger abdomen than males given that it constitutes the zone of egg attachment.

**Table 4.** Length-weight; length-length relationship for the spiny lobster *P. mauritanicus* given by different authors

Locality	sex	n	equation	r <sup>2</sup>	Author
Mauritania	M	-	$\text{Log TW} = 2.720 \cdot \text{Log TL} - 2.677$	-	Boitard, 1981
	F	-	$\text{Log TW} = 2.750 \cdot \text{Log TL} - 2.744$		
Senegal	M	-	$\text{Log TW} = 2.35 \cdot \text{Log CL} + 0.403$	-	Caverivière et al., 1986
	F	-	$\text{Log TW} = 2.39 \cdot \text{Log CL} - 0.394$		
Ireland	M	-	$\text{Log TW} = 2.880 \cdot \text{Log TL} - 6.760$	-	Minchin, 1989
	F	-	$\text{Log TW} = 2.750 \cdot \text{Log TL} - 6.120$		
Mauritania	C	-	$\text{Log TL} = 0.338 \cdot \text{Log CL} + 0.1620$	0.8800	Diop, 1990
	C	121	$\text{Log TW} = 2.857 \cdot \text{Log TL} - 1.439$ $\text{Log TL} = 0.741 \cdot \text{Log CL} + 0.6970$	0.8530 0.8856	Present study
Algeria (Béni-Saf Bay)	M	60	$\text{Log TW} = 2.780 \cdot \text{Log TL} - 1.289$ $\text{Log TL} = 1.221 \cdot \text{Log CL} - 0.7240$	0.8690 0.9367	
	F	61	$\text{Log TW} = 2.908 \cdot \text{Log TL} - 1.548$ $\text{Log TL} = 0.755 \cdot \text{Log CL} + 0.6860$	0.8580 0.9048	

M: males, F: females, C: combined, n: number, r<sup>2</sup>: coefficient of regression

For the growth parameters of the spiny lobster from Béni-Saf Bay the values are the highest ones compared to that referenced data (Table 5) for this Palinuridae. In fact, asymptotic length found during our study was equal to 320.3 mm with Lmax recorded during sampling equal to 300 mm CL (Female, 07/2001) while this parameter varied in other localities for the same species between 78 to 202.8 mm CL.

The estimated values of growth factor  $K=0.18$  show that *P.mauritanicus* is a fast-growing crustacean, observation already noted by Marin,1987 near Corsica (France) and Maigret, 1978 working on the same species off Mauritanian coasts. Also the growth performance index  $\Phi$  was the higher one evaluated at 2.266 for this study and was noted between 0.664 and 1.842 in other areas (Table 5).

Table 5. Von Bertalanffy growth parameters for the genus *Palinurus* from different areas

Species/Locality	Sex	n	CL <sub>∞</sub> (mm)	K (yr <sup>-1</sup> )	t <sub>0</sub> (yr)	Φ	Author
<i>Palinurus elephas</i> (France, Corsica)	M	417	166.025	0.15100	0.348	1.619	Marin, 1987
	F	278	135.916	0.18900	0.342	1.522	
<i>Palinurus gilchristi</i> South Africa (Agulhas Bank to Port Elizabeth)	M	-	111.00	0.09200		1.054	Groeneveld, 1997
	F	-	96.00	0.12900	-	1.075	
<i>Palinurus gilchristi</i> South Africa (Port Alfred)	M	-	96.00	0.05000		0.664	
	F	-	78.00	0.06500			
<i>Palinurus mauritanicus</i> Mauritania Algeria (Béni-Saf Bay)	F	-	202.8	0.16900	0.227	1.842	Maigret, 1978
	C	121	320.3	0.1800	-0.16	2.226	Present study

M: males, F: females, C: combined, n: number

Growth parameters can vary between stocks and even between areas as stated by (Sparre et al., 1989; Andrade and Campos, 2002; Hoşsucu and Cakır., 2003). It can be attributed to the combination of one or more of the following factors: a) differences in the number of specimen examined, b) area/season effect and c) differences in the observed length ranges of the specimen caught. Dulcic and Kraljevic (1996) stated that temperature, food (quantity, quality and size), sex and stage of maturity are responsible for the differences.

As we said previously, the rarity of data on *P. mauritanicus* fisheries didn't allow us to compare our results with other works but we can note that natural mortality found during our study is the same for the different localities with other species for the same genera given that they live in same habitat around islands that have suitable rocky substrates. Marin, 1985 states that predation is the major cause of natural mortality during moulting and early stages of *P.elephas* a congeneric species of *P.mauritanicus* living in the same habitat, *Epinephelus marginatus*, *Octopus vulgaris* are the major predators and pelagic fishes also predate on fragile puerulii.

Despite the value ( $E \approx 0.4$ ) of the exploitation ratio calculated that expresses a situation near the full exploitation of the resource in Béni-Saf Bay, the rarity of *P.mauritanicus* specimens among fish and sea products landed daily these last years is obviously seen. More than fifty lobster species exist all

around the world more or less exploited. Some of them occupies large geographical zones ensuring a balanced production of thousand tons per year, the case of Caribbean, Australian, New Zealand and South African waters, other lobsters including *P. mauritanicus* engender few tons per year given that it occupies limited territory around small islands and rocky substrates. If we consider that trawlers are capable of destroying 33 square kilometers of habitat on the continental shelf in just 15 days (Fossa, 2002), urgent measures must be taken to preserve this resource from imminent extinction:

- establishment of a total authorized catch value per year
- initiate quotas system inside each fishing area
- control fishing effort and gears (mesh size)
- respect of the closed season
- creation of MPA (Marine Protected Areas)
- update of the Minimum landing size set at 10 cm CL (JORADP,2004) and increase it at least at 15 cm CL
- Forbid and sanction the capture of berried females

#### ACKNOWLEDGEMENTS

Our thanks are addressed to Béni-Saf fishery and aquarium staffs also Mr. Bachir Boudjra, B.A for their precious help procuring scarce and precious specimens of *P. mauritanicus*.

#### REFERENCES

Andrade, H.A. & Campos, R.O. (2002). Allometry coefficient variations of the length-weight relationship of skipjack tuna (*Katsuwonus pelamis*) caught in the southwest South Atlantic. *Fisheries Research*, 55: 307-312. doi: 10.1016/S0165-7836(01)00305-8

Bachir Boudjra, B.A, Ghellai, M, Bachir Boudjra, M.A, Bensahla Talet, L. & Kerfouf, A. (2014). The spiny lobster, *Palinurus mauritanicus* (Gruvel, 1911) from Algerian west coasts: a species to protect. *International Journal of Sciences: Basic and Applied Research* (IJSBAR), 103-109.

- Bensahla Talet, L., Bensahla Talet A, Benfdal, Y., Bachir Boudjra, B.A. & Boutiba, Z., (2011). Connaissance, conservation et valorisation d'un Crustacé (Palinuridae), la langouste rose *Palinurus mauritanicus* (Gravel, 1911) des côtes Ouest-Algériennes (in French). 2<sup>ème</sup> séminaire Maghrébin sur la gestion des ressources naturelles et le développement durable (GRN2D) "mieux optimiser pour mieux gérer". Sidi Bel-Abbes 17 et 18 Mai, 2011.
- Boitard, J.F. (1981). La dynamique des stocks de langouste rose *Palinurus mauritanicus* sur les côtes mauritaniennes (in French). Mémoire de fin d'étude ISTPM, (Institut Spécialisé de Technologie des Pêches Maritimes) la Trinité sur mer, 1-133.
- Campillo, A. & Amadei, J. (1989). Données Biologiques sur La Langouste de Corse *Palinurus elephas* Fabricius (in French). Revue des travaux de l'I.S.T.P.M. (Institut Spécialisé de Technologie des Pêches Maritimes), 42(4): 347-373.
- Caverivière, A., Thiam, M., Thiam, D. & Lopez Abela, I. (1986). Rapport de synthèse des campagnes conjointes hispano-sénégalaise de chalutage sur les stocks profonds du Sénégal (1982-1984) (in French). *Archives Scientifiques du Centre de Recherches Océanographiques*, 3(4): 55p.
- Diop, M. (1990). Relations biométriques de quelques espèces de Crustacés pêchées en Mauritanie (in French). *Bulletin du Centre National des Recherches Océanographiques et de Pêche*. 27.60p.
- Dulcic, J. & Kraljevic, M. (1996). Weight-length relationships for 40 fish species in the eastern Adriatic (Croatian waters). *Fisheries Research*, 28:243-251. doi: [10.1016/0165-7836\(96\)00513-9](https://doi.org/10.1016/0165-7836(96)00513-9)
- Fossa, J.H. (2002). Coral reefs in the North Atlantic. *Marine World*. ICES. <http://www.ices.dk/marineworld/deepseacoral.asp>
- Gayanilo, F.C. Jr., Soriano, M. & Pauly, D. (1989). A draft guide to the Complete ELEFAN. *ICLARM Software* 2. 70p.
- Gonçalves, J.M.S., Bentes, L., Lino, P.G., Ribeiro Canário, A.V.M. & Erzini, K. (1997). Weight-length relationships for selected fish species of the small-scale demersal fisheries of the south and south-west coast of Portugal. *Fisheries Research*, 30:253-256. doi: [10.1016/S0165-7836\(96\)00569-3](https://doi.org/10.1016/S0165-7836(96)00569-3)
- Goñi, R. & Latrouite D. (2005). Review of the biology, ecology and fisheries of *Palinurus* species of European waters: *Palinurus elephas* (Fabricius, 1787) and *Palinurus mauritanicus* (Gravel, 1911). *Cahiers de Biologie Marine*, 46, 127–142.
- Groenveld, J.C. (1997). Growth of spiny lobster *Palinurus gilchristi* (Decapoda: Palinuridae) off South Africa. *South African Journal of Marine Science*, 18, 19–29. doi: [10.2989/025776197784160983](https://doi.org/10.2989/025776197784160983)
- Gulland, J.A. (1971). *The Fish Resources of the Ocean*. Fishing News. (Books) Ltd, West Byfleet.
- Holthuis, L.B. (1991). *Marine Lobsters of the World*. FAO Species Catalogue, Vol. 13. *FAO Fisheries Synopsis*, 125. FAO, Rome.
- Hoşsucu, B. & Cakir, D.T. (2003). Some Parameters about Population Biology of the Common Pandora (*Pagellus erythrinus* L., 1758) (Sparidae) in the Edremit Bay (Turkey). *Ege Journal of Fisheries and Aquatic Sciences*, 20: 329-336.
- J.O.R.A.D.P. (2004). Journal Officiel de la République Algérienne Démocratique et Populaire N° 18. 3 Safar 1425 du 24 mars 2004 fixant les tailles minimales marchandes des espèces Biologiques (in French).5p.
- Jones, R. & Van Zalinge, N.P. (1981). Estimations of mortality rate and population size for shrimp in Kuwait waters. *Kuwait Bulletin of Marine Sciences*, 2: 273-288.
- Kadari, G. (1984). Les techniques de pêche utilisées en Algérie (in French). *Edition Enap et Publisud*, 134p.
- Latrouite, D. & Noel, P. (1997). Pêche de la langouste rouge *Palinurus elephas* en France. Elements pour fixer une taille marchande (in French). *International Council for exploration of the Sea*. ICES CM 1997/BB:13 Theme Session on Biology and Behaviour (I). 12p.
- Maigret, J. (1978). Contribution à l'étude des langoustes de la côte occidentale d'Afrique. *Panulirus regius* et *Palinurus mauritanicus* (in French). *Thèse de Doctorat d'État. Sciences Naturelles*. Université d'Aix-Marseille, 264 p.
- Marin, J. (1985). La langouste rouge: Biologie et exploitation (in French). *La pêche maritime*. Février 1985:105-113.
- Marin, J. (1987). Exploitation, biologie et dynamique du stock de la langouste rouge de Corse *Palinurus elephas*, Fabricius (in French). *Thèse de Doctorat de l'université d'Aix Marseille II*. 348 p.
- Minchin, D. (1989). The most northerly population of the deep water crawfish *Palinurus mauritanicus* Gravel. *Irish Naturalists' Journal*. 23 (4), 142–145.
- Morey, G., Moranta, J., Massuti, E., Grau, A., Linde, M., Riera, F. & Morales-Nin, B. (2003). Weight-length relationships of littoral to lower slope fishes from the Western Mediterranean. *Fisheries Research*, 62: 89-96. doi: [10.1016/S0165-7836\(02\)00250-3](https://doi.org/10.1016/S0165-7836(02)00250-3)
- Munro, J.L. & Pauly, D. (1983). A simple method for comparing the growth of fishes and invertebrates. *ICLARM Fishbyte*. 1(1):5-6.
- Pauly, D. (1983). Some simple methods for the assessment of tropical fish stocks. *FAO Fisheries Technical Paper*. (234): 52 p.
- Secci, E., Cuccu, D., Follesa, M.C. & Cau, A. (2000). Fishery and tagging of *Palinurus elephas* in Sardinian seas. In: vonVaupel Klein, J.C., Schran, F.R. (Eds.), *The Biodiversity Crisis and Crustacea. Crustacean Issues* (pp. 665–672), vol. 12.
- Sparre, P., Ursin, E. & Venema, S.C. (1989). Introduction to tropical fish stock assessment. Part I. Manual. *FAO Fisheries Technical Paper* No. 306.
- Tidu, C., Sarda, R., Pinna, M., Canna, A., Meloni, M.F., Lecca, E. & Savarino, R. (2004). Morphometric relationships of the European spiny lobster *Palinurus elephas* from northwestern Sardinia. *Fisheries Research*, 69:371–379. doi: [10.1016/j.fishres.2004.06.003](https://doi.org/10.1016/j.fishres.2004.06.003)
- Vincent-cuaz, L. (1958). La langouste rose de Mauritanie *Palinurus mauritanicus* Gravel (in French). *Revue des Travaux de l'Institut des Pêches Maritimes*, 22 (3) 1958.
- Zar, J.H. (1999). *Biostatistical Analysis*, fourth ed. Prentice Hall Inc., p. 663.
- Zemenzer, S. (2011). Application du modèle ROMS dans la méditerranée occidentale (in French). Circulation de LIW dans le bassin Algérien. Master Université de la Méditerranée. Aix-Marseille II. 22p.