



A high-order spectral element unified boussinesq model for floating point absorbers

Umberto Bosi, Allan P. Engsig-Karup, Claes Eskilsson, Mario Ricchiuto, Elie Solai

► To cite this version:

Umberto Bosi, Allan P. Engsig-Karup, Claes Eskilsson, Mario Ricchiuto, Elie Solai. A high-order spectral element unified boussinesq model for floating point absorbers. 36th International Conference on Coastal Engineering, Jul 2018, Baltimore, United States. pp.57. hal-01985374v2

HAL Id: hal-01985374

<https://hal.archives-ouvertes.fr/hal-01985374v2>

Submitted on 6 Feb 2019

HAL is a multi-disciplinary open access archive for the deposit and dissemination of scientific research documents, whether they are published or not. The documents may come from teaching and research institutions in France or abroad, or from public or private research centers.

L'archive ouverte pluridisciplinaire **HAL**, est destinée au dépôt et à la diffusion de documents scientifiques de niveau recherche, publiés ou non, émanant des établissements d'enseignement et de recherche français ou étrangers, des laboratoires publics ou privés.

A HIGH-ORDER SPECTRAL ELEMENT UNIFIED BOUSSINESQ MODEL FOR FLOATING POINT ABSORBERS

Bosi Umberto¹, Engsig-Karup Allan P.², Eskilsson Claes³, Ricchiuto Mario¹, Solai Elie⁴

Nonlinear wave-body problems are important in renewable energy, especially in case of wave energy converters operating in the near-shore region. In this paper we simulate nonlinear interaction between waves and truncated bodies using an efficient spectral/*hp* element depth-integrated unified Boussinesq model. The unified Boussinesq model treats also the fluid below the body in a depth-integrated approach. We illustrate the versatility of the model by predicting the reflection and transmission of solitary waves passing truncated bodies. We also use the model to simulate the motion of a latched heaving box. In both cases the unified Boussinesq model show acceptable agreement with CFD results – if applied within the underlying assumptions of dispersion and nonlinearity – but with a significant reduction in computational effort.

Keywords: nonlinear and dispersive waves, wave-body interaction, Boussinesq equations, spectral/hp element method, discontinuous Galerkin method, domain decomposition

INTRODUCTION

This work is concerned with the development of an efficient tool for nonlinear analysis of floating wave energy converters (WECs). Floating WECs are structures that harvest energy from the wave motion. There is a multitude of different designs and operation modes of WECs, see e.g. Greaves and Iglesias (2018) for an overview. In particular, we are interested in developing methods for point absorbers, i.e. axi-symmetric devices having a small diameter compared to the characteristic wave length in which they operate.

The tools-of-the-trade for predicting the motion and power production of WECs are models solving the Cummins equation (Cummins, 1962) using hydrodynamic coefficients computed from linear potential flow. These models, however, are fundamentally based on the small-amplitude/small-motion assumptions. Thus the models struggle with nonlinear effects important for survival cases, varying bathymetry and WECs operating under phase control (or simply operating in the natural resonance region). During the last, say, five years, Reynolds-Averaged Navier-Stokes (RANS) simulations have become popular for WECs, e.g. (Yu and Li, 2013; Palm et al., 2016; Ransley et al., 2017). RANS is a complete and accurate model with respect to nonlinear phenomena but computationally very costly. For example, simulations of 3 hour irregular sea states have been reported to take in the range of 30 000 – 150 000 CPU hours (Eskilsson et al., 2015b; Kim et al., 2016).

In this paper we outline a body-wave interaction model based on depth-integrated Boussinesq-type wave equations (Peregrine, 1967; Abbott et al., 1978; Madsen and Sørensen, 1992; Madsen and Schäffer, 1999; Brocchini, 2013). Numerical models based on Boussinesq-type equations are standard engineering tools for simulating nonlinear wave propagation and transformation in coastal areas. They are popular because they are computationally efficient as the equations are expressed in horizontal dimensions only. The depth-integration also circumvent the problem of a time-dependent computational domain caused by the moving free surface boundary condition. To include truncated bodies in the the depth-integrated approach is not straightforward. Typically floating bodies are introduced in some simplified manner (Ertekin et al., 1986; Chen and Sharma, 1995; Nørgaard and Andersen, 2012).

Our study is based on the work of Jiang (2001) on the ‘unified’ Boussinesq model. Jiang decomposed the domain into a free-surface domain and a body domain. The term ‘unified’ comes from the fact that Jiang modelled also the domain under the body with a depth-integrated approach. A similar setting was considered by Lannes (2017a). Lannes study mainly dealt with the hydrostatic nonlinear shallow water equations and deduced semi-analytic nonlinear solutions for the wave-body problem.

In this paper we outline the governing equations and the resulting numerical scheme. We then apply the model to the case of a solitary wave impacting a pontoon (Lin, 2006) and investigate the effect of different pontoon shapes. Additionally, we use the model to simulate phase control of a heaving WEC. Latching (Budal et al., 1979) makes the velocity of the body to be in phase with the wave excitation force, increasing the response and possible power production.

¹Centre de Recherche INRIA Bordeaux Sud-Ouest, France

²Technical University of Denmark, Denmark

³RISE – Research Institutes of Sweden, Sweden

⁴Université de Toulon Ecole d’ingénieurs SeaTech, Toulon

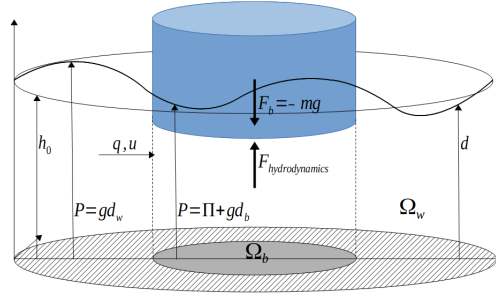


Figure 1: Layout of the problem describing the nonlinear wave-body interaction in a domain decomposition framework.

HYDRODYNAMIC MODEL

Shallow water and Boussinesq models for free surface flows can be derived from the fully nonlinear potential equations for an incompressible, irrotational and non-viscous fluid by expanding the velocity potential in terms of the vertical coordinate and integrating the Laplace equation over the water depth. The result is a set of equations expressed in horizontal dimensions only. Please note that there exists a plethora of depth-integrated models with different assumptions on the nonlinearity and dispersive properties, see e.g. Madsen and Schäffer (1999).

The unified approach is based on domain decomposition. We divide the total domain into an outer free surface sub-domain (Ω_w) and an inner sub-domain (Ω_b) that represents the area under the structure, as shown in figure 1. The model equations, valid in both domains, for the case of constant bathymetry read (Jiang, 2001; Lannes, 2017a)

$$d_t + \nabla \cdot \mathbf{q} = 0, \quad (1a)$$

$$\mathbf{q}_t + \nabla \cdot (\mathbf{u} \otimes \mathbf{q}) + d\nabla P = \Phi, \quad (1b)$$

where the variables $d(\mathbf{x}, t)$, $\mathbf{u}(\mathbf{x}, t)$ and $\mathbf{q}(\mathbf{x}, t)$ are the depth measured as the height of the water column, depth-averaged velocity, and the mass flux ($\mathbf{q} \equiv d\mathbf{u}$), respectively. We have denoted with g the acceleration of gravity, and by $P = gd + \Pi$ the total pressure. Here Π is the pressure at the free surface in Ω_w and on the body bottom in Ω_b . In the free surface region Π is equal to the atmospheric pressure and set to zero, but on the body surface the pressure is neither constant nor known. Hence

$$P(\mathbf{x}, t) = \begin{cases} gd(\mathbf{x}, t), & \text{if } \mathbf{x} \in \Omega_w; \\ gd(\mathbf{x}, t) + \Pi(\mathbf{x}, t), & \text{if } \mathbf{x} \in \Omega_b. \end{cases} \quad (2)$$

The term Φ take into account the dispersive terms in the two domains. Please note that for a purely heaving body there is no higher order terms present so the equation simplifies to the hydro-static nonlinear shallow water equations (NSW) in the body domain (Lannes, 2017a). In the free surface domain we use the Madsen and Sørensen (1992) (MS) formulation. Subsequently,

$$\Phi(\mathbf{x}, t) = \begin{cases} Bh_0^2 \nabla(\nabla \cdot \mathbf{q}_t) - \alpha_{MS} h_0^3 \nabla(\Delta P), & \text{if } \mathbf{x} \in \Omega_w; \\ 0, & \text{if } \mathbf{x} \in \Omega_b. \end{cases} \quad (3)$$

The tunable parameters are defined in the literature as $\alpha_{MS} = 1/15$ and $B = 1/3 + \alpha_{MS}$ and will optimize the linear dispersion relation of the system (Madsen and Sørensen, 1992).

The pressure $P(\mathbf{x}, t)$ in the inner/body domain can be evaluated by taking the divergence of eq. (1b), and combine with the time derivative of eq. (1a). Assuming only heave motion we introduce the vertical acceleration $a = d_{tt}$. Thus, we can show that the total pressure satisfies the following equation

$$-\nabla \cdot (d\nabla P) = -a + \nabla \cdot (\nabla \cdot (\mathbf{u} \otimes \mathbf{q})). \quad (4)$$

The main difference between the two domains is that in Ω_w the total pressure and the free surface elevation are readily obtained by eqs. (1a)–(1b), automatically satisfying eq. (4). On the other hand, in the inner

domain Ω_b , the relation (1a) acts as a constraint on the flux divergence, exactly as in incompressible flow. The total pressure is in this case determined from eq.s (1b) and (4).

For a purely heaving body, the vertical acceleration will be determined by the application of Newton's second law to the body

$$m_b a = -m_b g + F_h = -m_b g + \rho_w \int_{\Omega_b} \Pi dx, \quad (5)$$

where m_b the mass of the body and ρ_w is the water density.

Unfortunately, the transmission conditions between the dispersive outer domain and the non-dispersive inner domain cannot be rigorously formulated in the nonlinear case (Lannes, 2017a,b) and we have decided to handle them numerically. We do this by introducing a small transition layer Ω_l on the sides of the body, where we solve the NSW equation. The size of the layer is calibrated to be long enough such that we avoid the propagation of dispersive terms under the body, where they are equal to zero, and short enough to permit the propagation of the wave with minimal or no distortion.

NUMERICAL MODEL

The focus of our study is in 2D (vertical plane) waves modelled by a 1D system of PDEs. In the outer domain, we will solve the 1D MS model expressed in a first order formulation

$$P_t + gq_x = 0, \quad (6a)$$

$$q_t + l + db = \Phi, \quad (6b)$$

$$\Phi = Bh_0^2 w_x - \alpha_{MS} h_0^2 dk_x, \quad x \in \Omega_w, \quad (6c)$$

$$k := b_x, \quad (6d)$$

$$b := P_x, \quad (6e)$$

$$l := (qu)_x, \quad (6f)$$

$$w := q_{xt}. \quad (6g)$$

where we have multiplied the mass equation (6) by g such that we can use the same set of variables (P, q) , through all the domains. In the inner domain we solve the non dispersive 1D NSW system

$$q_t + l + db = 0, \quad (7a)$$

$$-(db)_x = -a + l_x, \quad x \in \Omega_b, \quad (7b)$$

$$b := P_x, \quad (7c)$$

$$l := (qu)_x. \quad (7d)$$

In each domain, we employ the continuous spectral/ hp element method (Karniadakis and Sherwin, 2013) to solve the systems (6) and (7). We describe the discretization process only to one equation, knowing that the same process is applied to all the equations of the model. Consider $b := P_x \in \Omega_b$ and a test function φ defined in the discrete space \mathcal{V}^p

$$\mathcal{V}^p = \{\varphi_i \in L^2(\Omega_b) : \varphi_i|_{\Omega_b} \in \mathcal{P}^p\}, \quad (8)$$

where \mathcal{P}^p is the space of polynomials of degree at most p . Following a DG-FEM type recipe based on double integration by parts on each sub-domain (Dumbser and Facchini, 2016; Hesthaven and Warburton, 2007), we multiply the equation by φ and integrate over the domain to obtain the weak form:

$$\int_{\Omega_b} \varphi b dx = \int_{\Omega_b} \varphi P_x dx. \quad (9)$$

Double integrating by part the first derivative term permits to evaluate the coupling terms between the domains, following the discontinuous coupling method by (Eskilsson and Sherwin, 2006)

$$\int_{\Omega_b} \varphi b dx = \int_{\Omega_b} \varphi P_x dx + \int_{\partial\Omega_b} \varphi (\hat{P} - P) \hat{n} dx, \quad (10)$$

where the boundary integral represents the flux through the boundary surface. The term \hat{P} is a numerical representation of the boundary flux term and we chose to estimate it here with a centered flux. Thus, replacing the unknowns with a spectral/*hp* element approximation, the equation can be solved with just a projection matrix M , a derivative matrix operator D and a matrix to represent the coupling/border condition C . At discrete level the eq. (10) becomes

$$Mb = DP + C(\hat{P} - P). \quad (11)$$

For simplicity, we can define the matrix $Q := D + C$.

Combining the first derivative matrices, we discretize all the equations for the outer and the inner domain:

$$\begin{aligned} MP_t + gQq &= 0, \\ Mq_t + Q(qu) + \mathcal{D}_dQP &= \Phi_{disp}, \\ \Phi_{disp} &= \mathcal{B}_Bq_t + \mathcal{L}_{\alpha_{MS}}P, \quad x \in \Omega_w, \\ \mathcal{B}_B &= Bh_0^2QM^{-1}Q, \\ \mathcal{L}_{\alpha_{MS}} &= \alpha_{MS}h_0^2\mathcal{D}_dQM^{-1}QM^{-1}Q, \end{aligned} \quad (12)$$

and

$$\begin{aligned} Qq_t &= Ma, \\ Q\mathcal{D}_dM^{-1}QP &= -Ma + QM^{-1}Q(qu), \quad x \in \Omega_b, \\ Mq_t + Q(qu) + \mathcal{D}_dQP &= 0 \end{aligned} \quad (13)$$

where \mathcal{D}_d is an extrapolation of the water or body elevation node by node.

The acceleration is defined by Newton's second law in eq. (5). We denote with w the vector containing the Gauss-Lobatto-Legendre integration weights using the corresponding abscissas of the quadrature. The discrete formulation of eq. (5) thus read

$$m_b a^{n+1} = -m_b g + \rho_w w^T \Pi = -m_b g + \rho_w w^T (P - gd). \quad (14)$$

Provided that the matrix $Q\mathcal{D}_dM^{-1}Q$ is invertible, the acceleration can be pre-evaluated as:

$$(m_b + \mathcal{M}_{add}) a = -m_b g - \rho_w w^T \left((Q\mathcal{D}_dM^{-1}Q)^{-1} (QM^{-1}Q)(uq)^e + gd^e \right), \quad (15)$$

where we have defined the added mass \mathcal{M}_{add}

$$\mathcal{M}_{add} = -\rho_w w^T (Q\mathcal{D}_dM^{-1}Q)^{-1} M. \quad (16)$$

RESULTS

A Solitary Wave Passing a Fixed Pontoon

We here study the case of a weakly solitary wave propagating past a rectangular box (Lin, 2006). The case is as follows. Consider a pontoon of length $L = 5m$ and draft $T_0 = 0.4m$ in a flume of constant still water depth $h_0 = 1.0m$. The two wave gauges are located at $G_1 = -31.5m$ and $G_2 = 26.5m$ assuming the centre of the box located at $x_c = 0m$. See figure 2. The incoming solitary wave (Bonneton et al., 2011) has a non-dimensional amplitude A/h_0 of 0.1. The simulation is done with a mesh of 25 elements in the free surface domain and 5 elements in the body domain. The total length of the numerical flume is 185m with the box in the centre of the flume. All computations are done with a polynomial order $p = 3$. Also visible in figure 2 (the dashed lines) are the extension of the transition layer.

Figure 3 shows the solution at two different times – at the maximum and minimum wave elevation. We see that the flow is smooth over the domain boundaries and that there are virtually no oscillations present in the pressure acting on the body. The surface elevations registered by the wave gauges are presented in figure 4. In all, there is a good agreement between the RANS simulations and the Boussinesq model. The minor lag in time can partly be due to the fact that the initial solitary wave might differ between the models. The Boussinesq model slightly over-predicts the transmission and is not fully capable to capture the short reflected waves, but all the salient features of the solution are captured correctly.

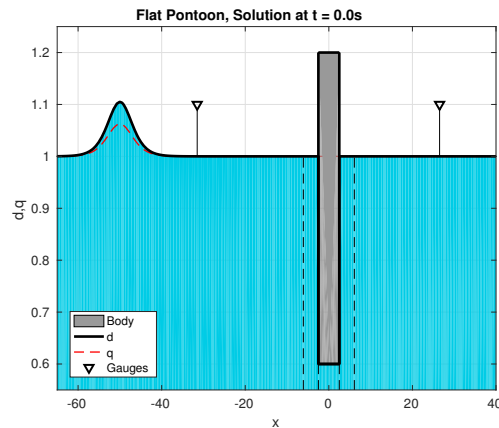


Figure 2: A solitary wave passing a fixed pontoon.

This model can be easily modified to solve the case of a fixed pontoon with different bottom shapes and see how this effect the transmitted and reflected wave. In particular we tested a triangular bottom, a round parabolic bottom and a flat bottom with a deeper submerged area. The non-squared pontoons are designed to have a submerged volume equal to the one of the first test in figure 2. The mesh is the same as for the previous pontoon test. We see that the shape greatly affects the profile of the inner pressure (figures 3f, 5c, 5f). However, the transmitted and reflected waves are very similar to the original test, as we can see from the gauges plot in figure 6a. For the fixed body setting the displaced volume (area in 2D) seems more important than the shape or the maximum depth. This is confirmed by the last test in figure 5g, where we have a flat bottom pontoon that reaches the same maximum depth of the triangular one thus having a larger displaced area. From the gauges in figure 6a we see a substantial difference as the reflected wave is higher and the transmitted smaller. The force applied vertically by the wave on the bottom of the body in figure 6b is very similar in all the tests with the biggest difference seen after the peak of the wave has passed the body.

Latching of a Heaving Box

As mentioned in the introduction: latching is a classical technique to increase the power production of a WEC by controlling the motion of the device (Budal et al., 1979). In short, the device is locked when the body velocity is zero and hold still for a period of time (latching period) and then released, resulting in a higher body velocity. Giorgi and Ringwood (2016) recently showed that the latching period obtained from linear models are different and sub-optimal compared to latching periods obtained from CFD simulations. The difference is mainly due to the fact that latching breaks the assumption of small amplitude motion. Hence, it is interesting to use the Boussinesq model for latching as there is no such assumption present.

Here we implement the latching algorithm as outlined in Giorgi and Ringwood (2016) and apply it to the case of a heaving box with a width of $6m$ and draft $5m$ in a water depth of $20m$. The incoming waves can be regarded as linear ($H = 2.23m$) with a period of $8s$, which is well outside the box's heave natural frequency of $5.5s$. The results is seen in figure 7, where the latching have been activated at $t = 40s$. First we see that the latching, as expected, greatly increase the motion response of the box. The non-latched solution has a response amplitude operator (RAO) of roughly 1.2. The latched case, albeit the heave amplitude is not constant in time, clearly has a RAO above 2. We see some differences between the Boussinesq and the CFD results, mainly in phase, but again the Boussinesq model correctly captures the salient features of the solution. The latched response is not perfectly harmonic due to reflected waves and even some air entrainment (in the CFD case).

CONCLUSION

We have presented a nonlinear numerical model for wave-body interaction in shallow water. The model is based on depth-integrated Boussinesq-type equations, a computationally efficient method for wave propagation in near-shore regions. The model is based on the unified Boussinesq approach of Jiang (2001),

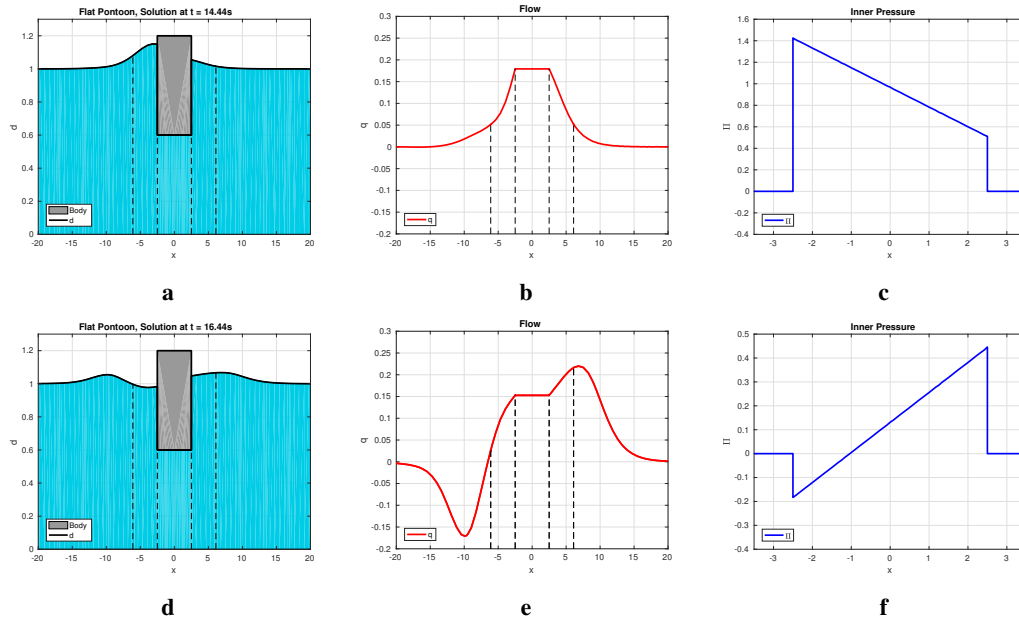


Figure 3: Snapshot of the pontoon interacting with the incoming solitary wave at (a,b,c) at maximum wave elevation ($t = 14.44s$) and (d,e,f) at minimum wave elevation ($t = 16.44s$). Left column: wave elevation; Middle column: discharge; Right column: pressure on the body.

in which the domain is decomposed into free surface and body domains. The equations are in all sub-domains formulated in a depth-integrated manner and discretized using the spectral/ hp element method. The result is a computationally efficient method.

We have illustrated the use of the model for fixed and heaving truncated bodies. The pontoon test shows very good agreement between the Boussinesq model and the CFD solution by (Lin, 2006). We then used the Boussinesq model to investigate the influence of body shape on the transmission and reflection of a solitary wave, and found that the shape had small impact (for the same displaced volume). We also presented preliminary results regarding phase control (latching) in the Boussinesq framework. Compared to CFD computations there was a phase shift in the response. This issue is under investigation.

The continuation of this work aims to expand the framework to two spatial dimensions in the free surface plane and include more degree of freedom for the body. The final aspiration of this work is to bridge these fundamental developments to applications of engineering relevance.

ACKNOWLEDGEMENTS

We warmly thank Dr. D. Lannes for many fruitful discussions and suggestions. This work was performed within the Ocean-ERANET project MIDWEST, funded by the French agency ADEME, Swedish Energy Agency SWEA and Portuguese agency FCT. Numerical simulations presented in this paper were carried out using the PlaFRIM platform, supported by Inria, CNRS (LABRI and IMB), Université de Bordeaux, Bordeaux INP and Conseil Régional d'Aquitaine (see <https://www.plafrim.fr/>).

References

- M. B. Abbott, H. Petersen, and O. Skovgaard. On the numerical modelling of short waves in shallow water. *Journal of Hydraulic Research*, 16(3):173–204, 1978.
- E. B. Agamloh, A. K. Wallace, and A. Von Jouanne. Application of fluid–structure interaction simulation of an ocean wave energy extraction device. *Renewable Energy*, 33(4):748–757, 2008.
- P. Bonneton, C. F. L. D., M. F., and M. Tissier. A splitting approach for the fully nonlinear and weakly dispersive green-naghdi model. *Journal of Computational Physics*, 230:1479–1498, 2011.

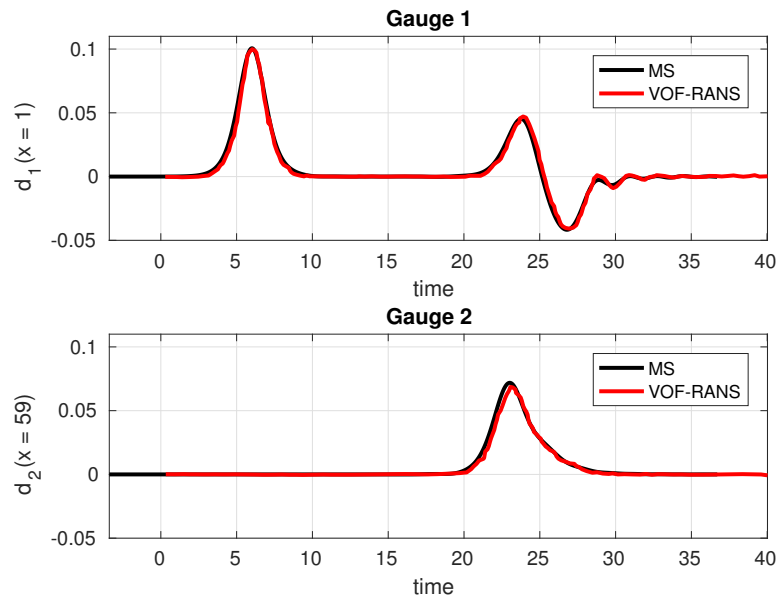


Figure 4: Surface elevation at the two wave gauges. VOF-RANS solution from Lin (2006).

- U. Bosi, A. P. Engsig-Karup, C. Eskilsson, and M. Ricchiuto. A spectral/hp element depth-integrated model for nonlinear wave-body interaction. unpublished, 2018.
- M. Brocchini. A reasoned overview on Boussinesq-type models: the interplay between physics, mathematics and numerics. *Proc. R. Soc. A.*, 469(2160):20130496, 2013.
- K. Budal, J. Falnes, A. Kyllingstad, and G. Oltedal. Experiments with point absorbers. In *Proceedings of First Symposium on Wave Energy Utilization*, Gothenburg, 1979.
- X. Chen and S. Sharma. A slender ship moving at near-critical speed in a shallow channel. *Journal of Fluid Mechanics*, 291:263–285, 1995.
- B. Cockburn and C.-W. Shu. The local discontinuous galerkin method for time-dependent convection-diffusion systems. *SIAM Journal on Numerical Analysis*, 35(6):2440–2463, 1998.
- W. E. Cummins. The impulse response function and ship motions. Technical report, David Taylor Model Basin Washington DC, 1962.
- B. Drew, A. R. Plummer, and M. N. Sahinkaya. A review of wave energy converter technology, 2009.
- M. Dumbser and M. Facchini. A space-time discontinuous galerkin method for boussinesq-type equations. *Applied Mathematics and Computation*, 272:336–346, 2016.
- A. P. Engsig-Karup, C. Monteserin, and C. Eskilsson. A stabilised nodal spectral element method for fully nonlinear water waves, part 2: Wave-body interaction. *arXiv preprint arXiv:1703.09697*, 2017.
- R. Ertekin, W. Webster, and J. Wehausen. Waves caused by a moving disturbance in a shallow channel of finite width. *Journal of Fluid Mechanics*, 169:275–292, 1986.
- C. Eskilsson and S. J. Sherwin. Spectral/hp discontinuous galerkin methods for modelling 2d boussinesq equations. *Journal of Computational Physics*, 212(2):566–589, 2006.
- C. Eskilsson, J. Palm, A. P. Engsig-Karup, U. Bosi, and M. Ricchiuto. Wave induced motions of point-absorbers: a hierarchical investigation of hydrodynamic models. In *11th European Wave and Tidal Energy Conference (EWTEC)*, 2015a.

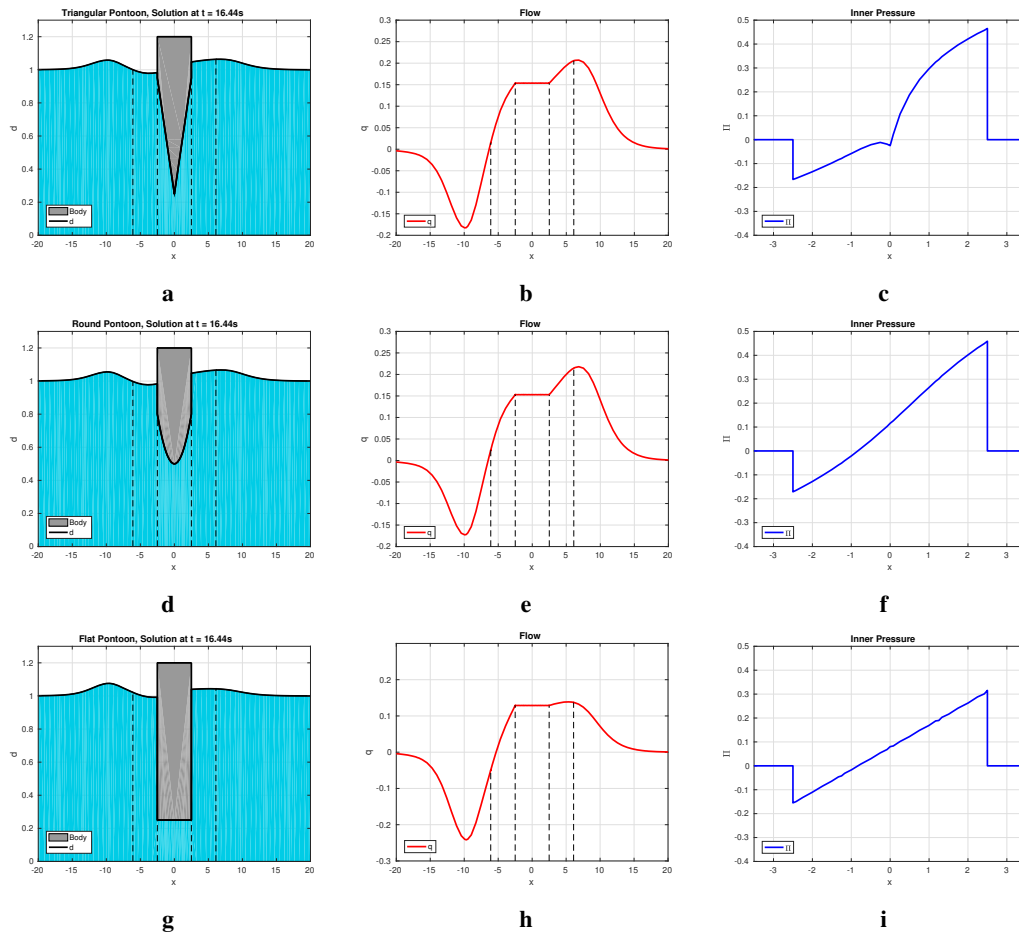


Figure 5: Snapshot of the different bottom shaped pontoons at ($t = 16.44s$). Top row: triangular pontoon; Middle row: rounded pontoon; Bottom row: flat pontoon with large draft. Left column: wave elevation; Middle column: discharge; Right column: pressure on the body.

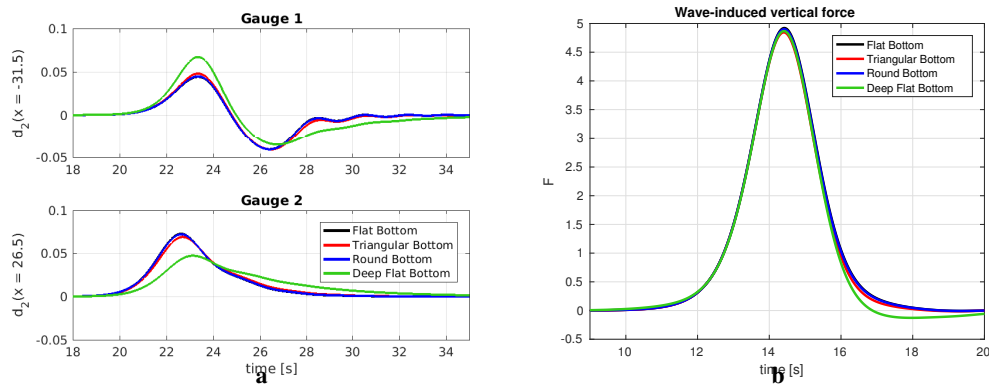


Figure 6: (a) Surface elevation at the two gauges and (b) vertical force acting on the body.

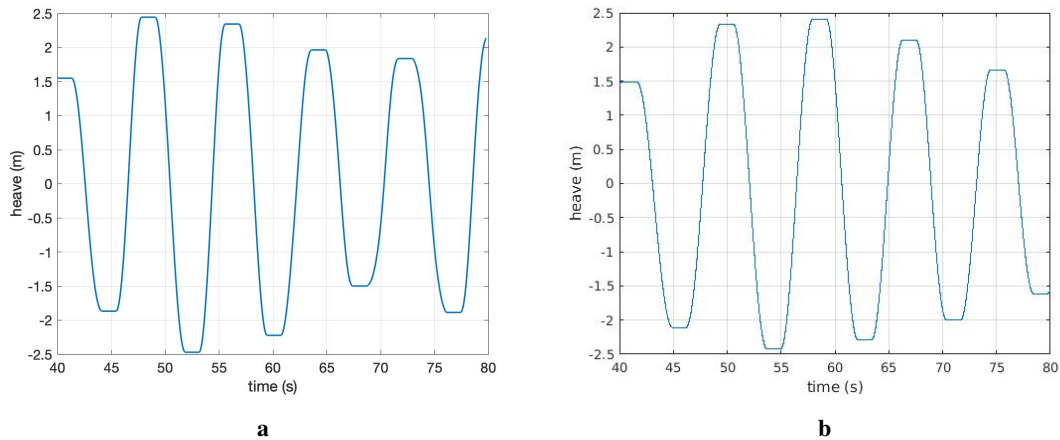


Figure 7: Latched heave motion using (a) the Boussinesq model and (b) VOF-RANS.

- C. Eskilsson, J. Palm, J. P. Kofoed, and E. Friis-Madsen. Cfd study of the overtopping discharge of the wave dragon wave energy converter. *Renewable Energies Offshore*, pages 287–294, 2015b.
- G. Giorgi and J. V. Ringwood. Implementation of latching control in a numerical wave tank with regular waves. *Journal of Ocean Engineering and Marine Energy*, 2(2):211–226, 2016.
- D. Greaves and G. Iglesias, editors. *Wave and Tidal Energy*. Wiley, 2018.
- J. S. Hesthaven and T. Warburton. *Nodal discontinuous Galerkin methods: algorithms, analysis, and applications*. Springer Science & Business Media, 2007.
- T. Jiang. *Ship Waves in Shallow Water*. Fortschritt-Berichte VDI. Reihe 12, Verkehrstechnik/Fahrzeugtechnik. VDI-Verlag, 2001. ISBN 9783183466122.
- G. Karniadakis and S. Sherwin. *Spectral/hp element methods for computational fluid dynamics*. Oxford University Press, 2013.
- J.-W. Kim, H. Jang, A. Baquet, J. O’Sullivan, S. Lee, B. Kim, A. Read, and H. Jasak. Technical and economical readiness review of CFD-based numerical wave tank for offshore floater design. In *Proceedings of Offshore Technology Conference*, Houston, 2016.
- D. Lannes. On the dynamics of floating structures. *Annals of PDE*, 3(1):11, 2017a.
- D. Lannes. Personal communication, 2017b.

- P. Lin. A multiple-layer σ -coordinate model for simulation of wave–structure interaction. *Computers & fluids*, 35(2):147–167, 2006.
- P. A. Madsen and H. A. Schäffer. A review of boussinesq-type equations for surface gravity waves. In *Advances in coastal and ocean engineering*, pages 1–94. World Scientific, 1999.
- P. A. Madsen and O. R. Sørensen. A new form of the Boussinesq equations with improved linear dispersion characteristics. Part 2. A slowly-varying bathymetry. *Coastal Engineering*, 18(3-4):183–204, Dec. 1992. ISSN 03783839. doi: 10.1016/0378-3839(92)90019-q.
- J. Nørgaard and T. Andersen. Investigation of wave transmission from a floating wave dragon wave energy converter. In *Proceedings of the 22nd International Offshore and Polar Engineering Conference*, Rhodes, 2012.
- J. Palm, C. Eskilsson, G. M. Paredes, and L. Bergdahl. Cfd simulation of a moored floating wave energy converter. In *Proceedings of the 10th European Wave and Tidal Energy Conference, Aalborg, Denmark*, volume 25, 2013.
- J. Palm, C. Eskilsson, G. M. Paredes, and L. Bergdahl. Coupled mooring analysis of floating wave energy converters using CFD: formulation and validation. *International Journal of Marine Energy*, pages 83–99, 2016.
- D. H. Peregrine. Long waves on a beach. *Journal of fluid mechanics*, 27(4):815–827, 1967.
- E. Ransley, D. Greaves, A. Raby, D. Simmonds, M. Jakobsen, and M. Kramer. Rans-vof modelling of the wavestar point absorber. *Renewable Energy*, 109:49–65, 2017.
- M. Ricchiuto and A. G. Filippini. Upwind residual discretization of enhanced boussinesq equations for wave propagation over complex bathymetries. *Journal of Computational Physics*, 271:306–341, 2014.
- Y. Yu and Y. Li. Reynolds-averaged navier-stokes simulation of the heave performance of a two-body floating-point absorber wave energy system. *Computers & Fluids*, 73:104–114, 2013.