

Limits for the Central Production of Θ^+ and Ξ^{--} Pentaquarks in 920-GeV pA Collisions

I. Abt,²³ M. Adams,¹⁰ M. Agari,¹³ H. Albrecht,¹² A. Aleksandrov,²⁹ V. Amaral,⁸ A. Amorim,⁸ S. J. Aplin,¹² V. Aushev,¹⁶ Y. Bagaturia,^{12,*} V. Balagura,²² M. Bargiotti,⁶ O. Barsukova,¹¹ J. Bastos,⁸ J. Batista,⁸ C. Bauer,¹³ Th. S. Bauer,¹ A. Belkov,¹¹ Ar. Belkov,¹¹ I. Belotelov,¹¹ A. Bertin,⁶ B. Bobchenko,²² M. Böcker,²⁶ A. Bogatyrev,²² G. Bohm,²⁹ M. Bräuer,¹³ M. Bruinsma,^{28,1} M. Bruschi,⁶ P. Buchholz,²⁶ T. Buran,²⁴ J. Carvalho,⁸ P. Conde,^{2,12} C. Cruse,¹⁰ M. Dam,⁹ K. M. Danielsen,²⁴ M. Danilov,²² S. De Castro,⁶ H. Deppe,¹⁴ X. Dong,³ H. B. Dreis,¹⁴ V. Egorytchev,¹² K. Ehret,¹⁰ F. Eisele,¹⁴ D. Emelianov,¹² S. Essenov,²² L. Fabbri,⁶ P. Faccioli,⁶ M. Feuerstack-Raible,¹⁴ J. Flammer,¹² B. Fominykh,²² M. Funcke,¹⁰ Ll. Garrido,² B. Giacobbe,⁶ J. GläB,²⁰ D. Goloubkov,^{12,†} Y. Golubkov,^{12,‡} A. Golutvin,²² I. Golutvin,¹¹ I. Gorbounov,^{12,26} A. Gorišek,¹⁷ O. Gouchtchine,²² D. C. Goulart,⁷ S. Gradl,¹⁴ W. Gradl,¹⁴ F. Grimaldi,⁶ J. Groth-Jensen,⁹ Yu. Guilitzky,^{22,§} J. D. Hansen,⁹ J. M. Hernández,²⁹ W. Hofmann,¹³ T. Hott,¹⁴ W. Hulsbergen,¹ U. Husemann,²⁶ O. Igonkina,²² M. Ispiryan,¹⁵ T. Jagla,¹³ C. Jiang,³ H. Kapitza,¹² S. Karabekyan,²⁵ N. Karpenko,¹¹ S. Keller,²⁶ J. Kessler,¹⁴ F. Khasanov,²² Yu. Kiryushin,¹¹ E. Klinkby,⁹ K. T. Knöpfle,¹³ H. Kolanoski,⁵ S. Korpar,^{21,†} C. Krauss,¹⁴ P. Kreuzer,^{12,19} P. Križan,^{18,17} D. Krücker,⁵ S. Kupper,¹⁷ T. Kvaratskheliia,²² A. Lanyov,¹¹ K. Lau,¹⁵ B. Lewendel,¹² T. Lohse,⁵ B. Lomonosov,^{12,||} R. Männer,²⁰ S. Masciocchi,¹² I. Massa,⁶ I. Matchikhilian,²² G. Medin,⁵ M. Medinnis,¹² M. Mevius,¹² A. Michetti,¹² Yu. Mikhailov,^{22,§} R. Mizuk,²² R. Muresan,⁹ M. zur Nedden,⁵ M. Negodaev,^{12,||} M. Nörenberg,¹² S. Nowak,²⁹ M. T. Núñez Pardo de Vera,¹² M. Ouchrif,^{28,1} F. Ould-Saada,²⁴ C. Padilla,¹² D. Peralta,² R. Pernack,²⁵ R. Pestotnik,¹⁷ M. Piccinini,⁶ M. A. Pleier,¹³ M. Poli,^{6,¶} V. Popov,²² A. Pose,²⁹ D. Pose,^{11,14} S. Prystupa,¹⁶ V. Pugatch,¹⁶ Y. Pylypchenko,²⁴ J. Pyrlík,¹⁵ K. Reeves,¹³ D. Reßing,¹² H. Rick,¹⁴ I. Riu,¹² P. Robmann,³⁰ I. Rostovtseva,²² V. Rybnikov,¹² F. Sánchez,¹³ A. Sbrizzi,¹ M. Schmelling,¹³ B. Schmidt,¹² A. Schreiner,²⁹ H. Schröder,²⁵ A. J. Schwartz,⁷ A. S. Schwarz,¹² B. Schwenninger,¹⁰ B. Schwingenheuer,¹³ F. Sciacca,¹³ N. Semprini-Cesari,⁶ S. Shuvalov,^{22,5} L. Silva,⁸ K. Smirnov,²⁹ L. Sözüer,¹² S. Solunin,¹¹ A. Somov,¹² S. Somov,^{12,†} J. Spengler,¹³ R. Spighi,⁶ A. Spiridonov,^{29,22} A. Stanovnik,^{18,17} M. Starič,¹⁷ C. Stegmann,⁵ H. S. Subramania,¹⁵ M. Symalla,^{12,10} I. Tikhomirov,²² M. Titov,²² I. Tsakov,²⁷ U. Uwer,¹⁴ C. van Eldik,^{12,10} Yu. Vassiliev,¹⁶ M. Villa,⁶ A. Vitale,⁶ I. Vukotic,^{5,29} H. Wahlberg,²⁸ A. H. Walenta,²⁶ M. Walter,²⁹ J. J. Wang,⁴ D. Wegener,¹⁰ U. Werthenbach,²⁶ H. Wolters,⁸ R. Wurth,¹² A. Wurz,²⁰ Yu. Zaitsev,²² M. Zavertyaev,^{13,||} G. Zech,²⁶ T. Zeuner,^{12,26} A. Zhelezov,²² Z. Zheng,³ R. Zimmermann,²⁵ T. Živko,¹⁷ and A. Zoccoli⁶

(HERA-B Collaboration)

¹NIKHEF, 1009 DB Amsterdam, The Netherlands

²Department ECM, Faculty of Physics, University of Barcelona, E-08028 Barcelona, Spain

³Institute for High Energy Physics, Beijing 100039, People's Republic of China

⁴Institute of Engineering Physics, Tsinghua University, Beijing 100084, People's Republic of China

⁵Institut für Physik, Humboldt-Universität zu Berlin, D-12489 Berlin, Germany

⁶Dipartimento di Fisica dell' Università di Bologna and INFN Sezione di Bologna, I-40126 Bologna, Italy

⁷Department of Physics, University of Cincinnati, Cincinnati, Ohio 45221, USA

⁸LIP Coimbra, P-3004-516 Coimbra, Portugal

⁹Niels Bohr Institutet, DK 2100 Copenhagen, Denmark

¹⁰Institut für Physik, Universität Dortmund, D-44221 Dortmund, Germany

¹¹Joint Institute for Nuclear Research Dubna, 141980 Dubna, Moscow region, Russia

¹²DESY, D-22603 Hamburg, Germany

¹³Max-Planck-Institut für Kernphysik, D-69117 Heidelberg, Germany

¹⁴Physikalisches Institut, Universität Heidelberg, D-69120 Heidelberg, Germany

¹⁵Department of Physics, University of Houston, Houston, Texas 77204, USA

¹⁶Institute for Nuclear Research, Ukrainian Academy of Science, 03680 Kiev, Ukraine

¹⁷J. Stefan Institute, 1001 Ljubljana, Slovenia

¹⁸University of Ljubljana, 1001 Ljubljana, Slovenia

¹⁹University of California, Los Angeles, California 90024, USA

²⁰Lehrstuhl für Informatik V, Universität Mannheim, D-68131 Mannheim, Germany

²¹University of Maribor, 2000 Maribor, Slovenia

²²Institute of Theoretical and Experimental Physics, 117259 Moscow, Russia

²³Max-Planck-Institut für Physik, Werner-Heisenberg-Institut, D-80805 München, Germany

²⁴Department of Physics, University of Oslo, N-0316 Oslo, Norway

²⁵*Fachbereich Physik, Universität Rostock, D-18051 Rostock, Germany*²⁶*Fachbereich Physik, Universität Siegen, D-57068 Siegen, Germany*²⁷*Institute for Nuclear Research, INRNE-BAS, Sofia, Bulgaria*²⁸*Universiteit Utrecht/NIKHEF, 3584 CB Utrecht, The Netherlands*²⁹*DESY, D-15738 Zeuthen, Germany*³⁰*Physik-Institut, Universität Zürich, CH-8057 Zürich, Switzerland*

(Received 12 August 2004; published 18 November 2004)

We have searched for Θ^+ (1540) and Ξ^{--} (1862) pentaquark candidates in proton-induced reactions on C, Ti, and W targets at midrapidity and $\sqrt{s} = 41.6$ GeV. In 2×10^8 inelastic events we find no evidence for narrow ($\sigma \approx 5$ MeV) signals in the $\Theta^+ \rightarrow pK_S^0$ and $\Xi^{--} \rightarrow \Xi^- \pi^-$ channels; our 95% C.L. upper limits (UL) for the inclusive production cross section times branching fraction $\mathcal{B} d\sigma/dy|_{y=0}$ are (4–16) $\mu b/N$ for a Θ^+ mass between 1521 and 1555 MeV, and 2.5 $\mu b/N$ for the Ξ^{--} . The UL of the yield ratio of $\Theta^+/\Lambda(1520) < (3-12)\%$ is significantly lower than model predictions. Our UL of $\mathcal{B} \Xi^{--}/\Xi(1530)^0 < 4\%$ is at variance with the results that have provided the first evidence for the Ξ^{--} .

DOI: 10.1103/PhysRevLett.93.212003

PACS numbers: 14.20.Jn, 13.85.Rm

Recent experimental evidence suggests not only that pentaquarks (PQs), i.e., baryons with at least five constituent quarks, exist but that their production in high energy collisions is common. After the possible discovery of the Θ^+ PQ ($uudd\bar{s}$) at 1540 MeV in the $\gamma n \rightarrow K^- K^+ n$ process on carbon [1], more than 10 experiments using incident beams of photons, electrons, kaons, protons or (anti)-neutrinos have observed resonances within ± 20 MeV of this mass in either the nK^+ [2] or the pK_S^0 [3–5] decay channels; the measured widths have all been consistent with the experimental resolutions ranging from 20 to 2 MeV [5]. The Θ^+ interpretation is based on a prediction [6] of the chiral soliton model (CSM) according to which the Θ^+ is expected to have a mass of 1530 MeV, a width of less than 15 MeV, and to decay into the KN channel. In both the CSM and the correlated quark model [7], the Θ^+ is a member of an antidecuplet with two further exotic isospin 3/2 states of $S = -2$, the Ξ^{--} ($ddss\bar{u}$) and the $\Xi_{3/2}^+$ ($uuss\bar{d}$). In pp collisions at $\sqrt{s} \approx 18$ GeV, narrow candidate resonances for both the Ξ^{--} and its neutral isospin partner have been found in the $\Xi^- \pi^-$ and $\Xi^- \pi^+$ final states at the mass of 1862 MeV [8]. Theoretically, PQs are not restricted to the strange sector, and experimental evidence for an anticharmed PQ, Θ_c^0 ($uudd\bar{c}$), with a mass of 3.1 GeV has recently been reported [9]. In this context also earlier already “forgotten” $c\bar{c}$ PQ candidates [10] have been recalled [11].

On the other hand, criticism addressed to some of the reported PQ signals includes the problem of kinematic reflections [12], of spurious states [13], and of low statistics [14]. Other puzzles include the surprisingly narrow width of the Θ^+ [15], the large and systematic [16] spread of measured Θ^+ masses, and the nonobservation of the Θ_c^0 in an equivalent experiment [17]. Hence, for establishing the existence and character of the new resonances, high statistics mass spectra are needed as well as measurements of spin, parity, width and cross sections. In addition, considering the results of high statistics studies

which have found neither the Θ^+ signal in $\psi(2S)$ and J/ψ hadronic decays [18] nor the Ξ^{--} signal in Σ^- -induced reactions on nuclear targets [19], the need for a thorough understanding of the PQ production mechanism has been emphasized [20]. Benchmarks for PQ production exist based on statistical hadronization models; they typically predict particle ratios such as $\Theta^+/\Lambda(1520)$ in heavy ion [21–23] and pp [23–25] collisions. Taking advantage of a large data sample with good mass resolution (see Table I) HERA-B can contribute significantly to many of these topics. The simultaneous study of $\Theta^+ \rightarrow pK_S^0 \rightarrow p\pi^- \pi^+$ and $\Xi^{--} \rightarrow \Xi^- \pi^- \rightarrow \Lambda \pi^- \pi^-$ decays in proton-nucleus collisions at $\sqrt{s} = 41.6$ GeV allows a test of these theoretical predictions and a comparison with earlier experimental results including the possible first confirmation of the Ξ^{--} signal.

HERA-B is a fixed target experiment at the 920 GeV proton storage ring of DESY. It is a forward magnetic spectrometer with a large acceptance centered at midrapidity ($y_{\text{cm}} \approx 0$), featuring a high-resolution vertexing and tracking system and excellent particle identification [26]. The present study is based on a sample of 2×10^8 minimum bias events which were recorded at $\sqrt{s} = 41.6$ GeV using carbon (C), titanium (Ti), and tungsten (W) wire targets during the 2002/03 run period.

With standard techniques described in [26], signals from $K_S^0 \rightarrow \pi^+ \pi^-$, $\Lambda \rightarrow p \pi^-$, and $\bar{\Lambda} \rightarrow \bar{p} \pi^+$ decays are identified above a small background without particle

TABLE I. Statistics and experimental resolutions σ of the relevant signals (charge-conjugate modes indicated by c.c.).

Signal	C target	All targets	σ /(MeV)
K_S^0	2.2M	4.9M	4.9
Λ [c.c.]	440k [210k]	1.1M [520k]	1.6
$\Lambda(1520)$ [c.c.]	1.3k [760]	3.5k [2.1k]	2.3
Ξ^- [c.c.]	4.7k [3.4k]	12k [8.2k]	2.6
$\Xi(1530)^0$ [c.c.]	610 [380]	1.4k [940]	2.9

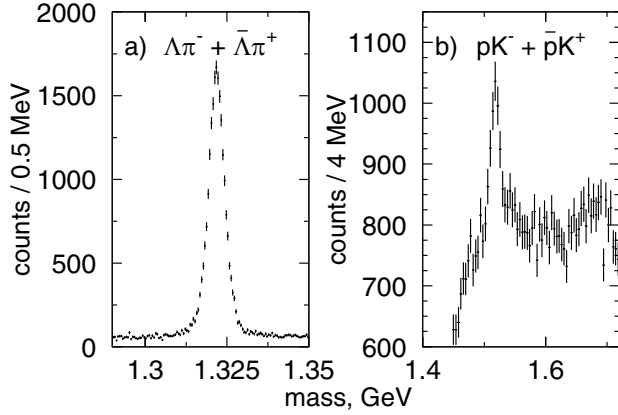


FIG. 1. Signals of (a) $\Xi^- \rightarrow \Lambda\pi^-$ and $\Xi^+ \rightarrow \bar{\Lambda}\pi^+$ (all targets), and (b) $\Lambda(1520) \rightarrow pK^-$ and $\bar{\Lambda}(1520) \rightarrow \bar{p}K^+$ (C target).

identification (PID) requirements. Similar clean signals from $\Xi^- \rightarrow \Lambda\pi^-$ and c.c. decays [Fig. 1(a)] are obtained by requesting the $\Lambda\pi^-$ vertex to be at least 2.5 cm downstream of the target and the event to exhibit a cascade topology: a further downstream Λ vertex and the Ξ^- pointing back to the target wire (impact parameter $b < 1$ mm). Table I summarizes the statistics of these signals, together with their measured mass resolutions σ . These resolutions are about 20% larger than those of the Monte Carlo (MC) simulation, while all mass values agree within < 1 MeV with the nominal masses. For all particle selections, invariant masses are required to be within $\pm 3\sigma$ of the respective nominal mass.

For the search for $\Theta^+ \rightarrow pK_S^0$ decays, events with at least one reconstructed primary vertex were selected. The proton PID was provided by the ring-imaging Cherenkov counter (RICH) with a misidentification probability of less than 1% in the selected momentum range from 22 to 55 GeV/c [27]. The Λ and $\bar{\Lambda}$ contaminations [13] were removed [26] in the K_S^0 sample. The invariant mass spectrum of the pK_S^0 pairs is shown in Fig. 2(a) for the $p + C$ data. The solid line represents the background determined from event-mixing after normalization to the data. The spectrum exhibits a smooth shape in the mass region from 1.45 to 1.7 GeV. Using the prescription of Ref. [28], we have calculated from these data upper limits (UL) at 95% confidence level, UL(95%), for the inclusive production cross section of a narrow resonance at midrapidity, $\mathcal{B} \cdot d\sigma/dy|_{y \approx 0}$, [Fig. 2(b)]; the y_{cm} interval is ± 0.3 . The data have been fitted with a Gaussian plus a background of fixed shape. The mean of the Gaussian was varied in steps of 1 MeV but fixed in the fit; its width was fixed to the MC prediction multiplied by 1.2 and increased from 2.6 to 6.1 MeV over the considered range. At the Θ^+ mass, the width was 3.9 MeV. The reconstruction efficiencies have been determined by MC simulations assuming a flat rapidity distribution and a p_T^2 distribution proportional to

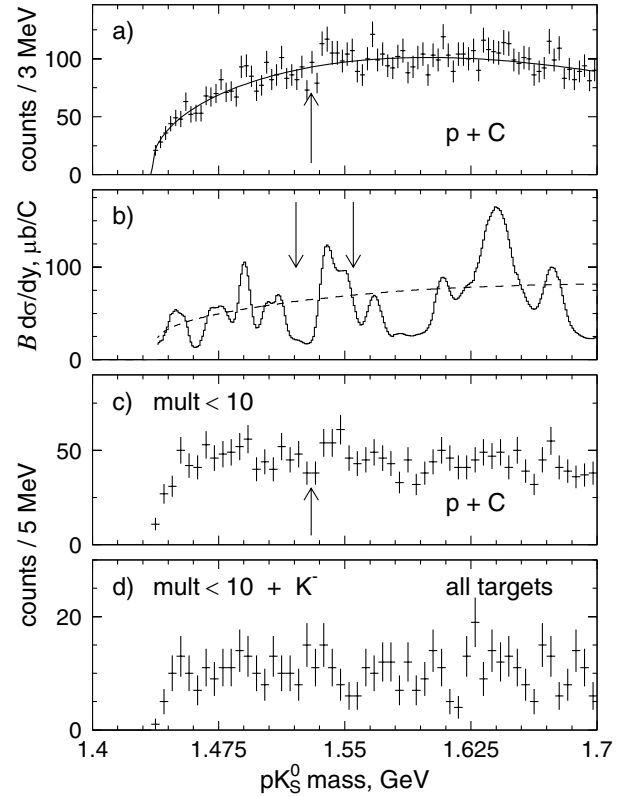


FIG. 2. The pK_S^0 invariant mass distributions: (a) data from the $p + C$ collisions and the background estimate (continuous line); (b) deduced UL(95%) for the $p + C$ inclusive cross section at midrapidity; the dashed line shows our 95% C.L. sensitivity; (c),(d) same as (a) but requiring (c) a track multiplicity of < 10 , and (d) in addition a K^- particle in the event. The arrows mark the masses of 1521, 1530, and 1555 MeV.

$\exp(-B p_T^2)$ with $B = 2.1(\text{GeV}/c)^{-2}$ [26]. Assuming an atomic mass dependence of $A^{0.7}$ for the production cross section, the UL(95%) of $\mathcal{B} d\sigma/dy$ varies from 3(4) to 22(16) $\mu b/\text{nucleon (N)}$ for a Θ^+ mass between 1521 and 1555 MeV from the C (all target) data. A systematic error of 14% was taken into account. For the Θ^+ mass of 1530 MeV (about the average of the mass values observed in the pK_S^0 final state [16]), our limit is $\mathcal{B} d\sigma/dy < 3.7(4.8) \mu b/N$.

Further search strategies were tried including (i) a cut on the track multiplicity of the event [Fig. 2(c)] which would otherwise peak at ≈ 13 , (ii) the request of a tagging particle such as a Λ , Σ , or K^- in the event, or (iii) both conditions [Fig. 2(d)]. None yielded a statistically significant structure in the Θ^+ mass region. Also, the effect of lowering the cut on the RICH proton likelihood and the corresponding increase of the proton momentum acceptance has been systematically studied without yielding a Θ^+ signal. On the other hand, as shown in Fig. 1(b), when the same proton PID requirement used to produce Fig. 2 is applied to pK^- candidates, a strong $\Lambda(1520)$ signal results, further demonstrating the capabilities of

the RICH which selects kaon momenta from 12 to 55 GeV/c. With the same cut on the K_S^0 momenta, and assuming a branching ratio of $\mathcal{B}(\Theta^+ \rightarrow pK_S^0) = 0.25$, the UL(95%) of the particle ratio $\Theta^+(1530)/\Lambda(1520)$ at $y_{\text{cm}} \approx 0$ is 2.7%.

Both doubly charged and neutral $\Xi_{3/2}$ PQ candidates as well as their antiparticles have been searched for in the $\Xi\pi$ channels. The pion candidates were required to originate from the primary vertex. The background was further reduced by weak cuts on the PIDs from the electromagnetic calorimeter and RICH which eliminated all the tracks with a positive electron, proton, or kaon PID. The histograms of Fig. 3(a) show the resulting $\Xi\pi$ invariant mass spectra obtained from the C target data. The smooth lines are the background estimates from

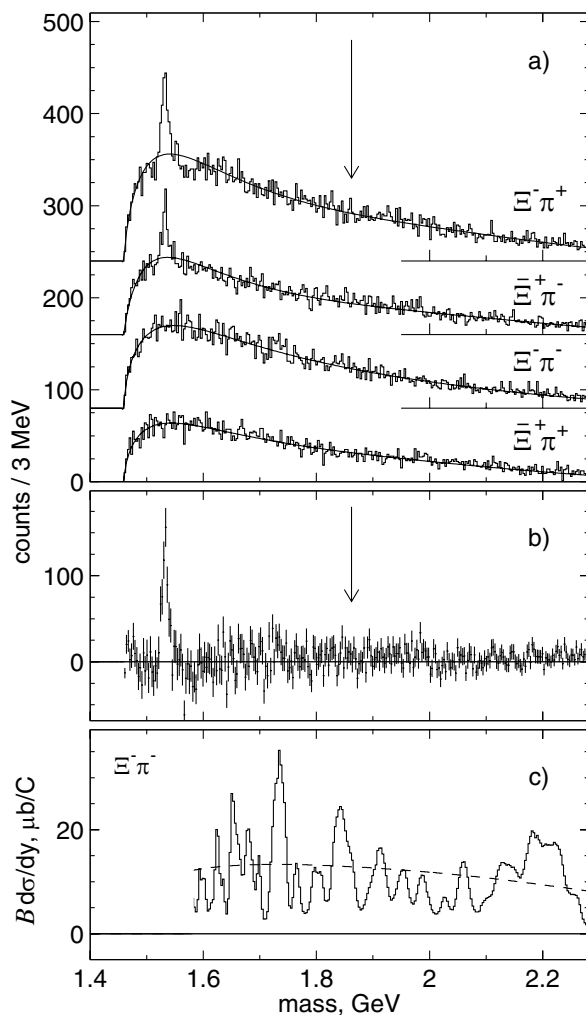


FIG. 3. The $\Xi\pi$ invariant mass distributions: (a) data from the $p + C$ collisions in indicated neutral and doubly charged channels and the background estimates (continuous lines); (b) sum of all four $\Xi\pi$ spectra with the background subtracted, and (c) deduced UL(95%) for the $p + C$ inclusive cross section at midrapidity. The dashed line shows our 95% C.L. sensitivity. The arrows mark the mass of 1862 MeV.

event-mixing normalized to the data. In the neutral channels the $\Xi(1530)^0$ resonance shows up as a prominent signal of $\approx 10^3$ events (see Table I). The observed width (≈ 9.5 MeV) of the $\Xi(1530)^0$ agrees with MC simulations which imply an experimental resolution of 2.9 MeV. None of these mass spectra shows evidence for the narrow, less than 18 MeV (FWHM) wide PQ candidates at 1862 MeV reported by the NA49 Collaboration [8] nor for any other narrow state at masses between 1.6 and 2.3 GeV. Figure 3(b) shows the sum of the four spectra of Fig. 3(a) after background subtraction and can be compared directly to Fig. 3 of Ref. [8]. The corresponding ULs(95%) of the production cross sections $\mathcal{B}d\sigma/dy|_{y=0}$ per carbon nucleus at midrapidity [Fig. 3(c)] have been obtained in the same way as described above for the pK_S^0 channel; here the y_{cm} interval is ± 0.7 , the experimental resolution increases from 2.9 to 10.6 MeV in the considered mass range, and is 6.6 MeV at 1862 MeV. At this $\Xi^-\pi^-$ mass, the UL(95%) of $\mathcal{B}d\sigma/dy$ is $2.5 \mu\text{b}/N$; the corresponding limits in the $\Xi^-\pi^+$, $\Xi^+\pi^+$, and $\Xi^+\pi^-$ channels are 2.3, 0.85, and $3.1 \mu\text{b}/N$. With an $A^{0.7}$ dependence, the ULs from all targets are 2.7, 3.2, 0.94, and $3.1 \mu\text{b}/N$, respectively.

Table II lists our ULs(95%) of various relative yields for the Θ^+ and Ξ^{--} . Reference states for the Θ^+ are the Λ and the $\Lambda(1520)$, and for the Ξ^{--} , the Ξ^- and the $\Xi(1530)^0$. The Θ^+ and Ξ^{--} widths are assumed to be equal to our experimental mass resolution and their momentum distributions are assumed to be the same as those of the reference states. Table II lists also predictions of various statistical hadronization models for the respective ratios. We note that these ratios show no significant variation between $17 < \sqrt{s} < 40$ GeV, nor is there a significant difference between predictions for pp and AA collisions. We find our UL for $\Theta^+(1530)/\Lambda(1520) < 2.7\%$ to be more than 1 order of magnitude lower than the model predictions. Also, the UL of $\Theta^+(1530)/\Lambda < 0.92\%$ is lower than all predictions including the model which uses the Gribov-Regge approach for describing the Θ^+ production and its \sqrt{s} dependence in pp collisions [25]. Our UL of the Ξ^{--}/Ξ^- yield ratio is compatible with the model predictions. No theoretical value is yet available for the $\Xi^{--}/\Xi(1530)^0$ ratio, but our UL of $< 4\%/\mathcal{B}$ should be compared with the value from the NA49 experiment which, however, is not explicitly quoted in the original paper [8] which reports only the number of 38 Ξ^{--} events. According to Ref. [14], the number of $\Xi(1530)^0$ events is about 150 leading to a yield ratio [29] in contradiction to our UL unless the relative efficiencies for $\Xi(1530)^0$ and Ξ^{--} of NA49 (unpublished) differ markedly from those of HERA-B.

In conclusion, having found no evidence for narrow Θ^+ and Ξ^{--} signals, we have set UL(95%) for the central production cross sections of resonances in the pK_S^0 and $\Xi^-\pi^-$ final states with widths less than our

TABLE II. Our 95% C.L. upper limits on the relative yields of Θ^+ (1530) and Ξ^{--} (1862) PQs at $y_{cm} \approx 0$ and predictions for pp and AA collisions. For a Θ^+ mass of 1540 MeV, the quoted values have to be multiplied by ≈ 4 (all target data).

Reaction	$\sqrt{s_{NN}}$ [GeV]	Θ^+/Λ [%]	$\Theta^+/\Lambda(1520)$ [%]	Ξ^{--}/Ξ^- [%]	$\Xi^{--}/\Xi(1530)^0$ [%]	Ref.
pA, $y \approx 0$	42	<0.92	<2.7	<3/ \mathcal{B}	<4/ \mathcal{B}	This work
pp, $y = 0$	18	2.3				[25]
pp	20/40	6.3/5.0		2.5/3.6		[24]
pp	17	4.7	57			[23]
AA	20	3–10	50–200	0.4–1		[22]
	40	3–7	44–140	0.4–1		[22]

experimental resolution of ≈ 5 MeV. For the Θ^+ (1530) and the Ξ^{--} (1862) the respective ULs of $\mathcal{B}d\sigma/dy|_{y=0}$ are 3.7 and 2.5 $\mu b/N$. For the Θ^+ candidate observed in pA collisions at $\sqrt{s} = 11.5$ GeV, the total cross section for $x_F \geq 0$ was estimated to be 30 to 120 $\mu b/N$ [4]. A decrease of the central Θ^+ production with increasing \sqrt{s} could be understood if the Θ^+ is produced by disintegration of forward/backward peaked remnants [25]. On the other hand, our UL(95%) for $\Theta^+/\Lambda(1520) < 2.7\%$ is significantly lower than statistical hadronization predictions which yield a ratio of ≥ 0.5 in agreement with experiments in which the Θ^+ candidate and $\Lambda(1520)$ showed similar yields [30]. Our UL(95%) of $\mathcal{B}\Xi^{--}/\Xi^- < 3\%$ is not low enough to contradict the theoretical predictions. It is, however, inconsistent with the previously published [8] observation of the Ξ^{--} (1862) at midrapidity which is based on a data sample of lower statistics (1.6k vs 12k Ξ^-) and comparable mass resolution (7.6 vs 6.6 MeV).

The collaborating institutions wish to thank DESY for its support and kind hospitality. This work is supported by NSRC (Denmark); BMBF, DFG, and MPRA (Germany); INFN (Italy); FOM (The Netherlands); RC (Norway); POCTI (Portugal); MIST (No. SS1722.2003, Russia); MESS (Slovenia); CICYT (Spain); SNF (Switzerland); NAS and MES (Ukraine); DOE and NSF (U.S.).

*Visitor from High Energy Physics Institute, 380086 Tbilisi, Georgia.

†Visitor from Moscow Physical Engineering Institute, 115409 Moscow, Russia.

‡Visitor from Moscow State University, 119899 Moscow, Russia.

§Visitor from Institute for High Energy Physics, Protvino, Russia.

||Visitor from P.N. Lebedev Physical Institute, 117924 Moscow B-333, Russia.

¶Visitor from Dipartimento di Energetica dell' Università di Firenze and INFN Sezione di Bologna, Italy.

[1] LEPS Collaboration, T. Nakano *et al.*, Phys. Rev. Lett. **91**, 012002 (2003).

- [2] CLAS Collaboration, S. Stepanyan *et al.*, Phys. Rev. Lett. **91**, 252001 (2003); SAPHIR Collaboration, J. Barth *et al.*, Phys. Lett. B **572**, 127 (2003); CLAS Collaboration, V. Kubarovsky *et al.*, Phys. Rev. Lett. **92**, 032001 (2004).
- [3] DIANA Collaboration, V.V. Barmin *et al.*, Yad. Fiz. **66**, 1763 (2003); ITEP Collaboration, A. E. Asratyan *et al.*, Yad. Fiz. **67**, 704 (2004); HERMES Collaboration, A. Airapetian *et al.*, Phys. Lett. B **585**, 213 (2004); M. Abdel-Bary *et al.* Phys. Lett. B **595**, 127 (2004); P. Zh. Aslanyan, V.N. Emelyanenko, and G.G. Rikhkvitzkaya, hep-ex/0403044.
- [4] SVD Collaboration, A. Aleev *et al.*, hep-ex/0401024.
- [5] ZEUS Collaboration, S. Chekanov *et al.*, Phys. Lett. B **591**, 7 (2004).
- [6] D. Diakonov, V. Petrov, and M.V. Polyakov, Z. Phys. A **359**, 305 (1997).
- [7] R. Jaffe and F. Wilczek, Phys. Rev. Lett. **91**, 232003 (2003).
- [8] NA49 Collaboration, C. Alt *et al.*, Phys. Rev. Lett. **92**, 042003 (2004).
- [9] H1 Collaboration, A. Aktas *et al.*, Phys. Lett. B **588**, 17 (2004).
- [10] V.M. Karnaukhov *et al.*, Phys. Lett. B **281**, 148 (1992).
- [11] J. Mihul, CERN Courier **44**, No. 4, 50 (2004).
- [12] A. R. Dzierba *et al.*, Phys. Rev. D **69**, 051901 (2004).
- [13] M. Zavertyaev, hep-ph/0311250.
- [14] H. G. Fischer and S. Wenig, Eur. Phys. J. C **37**, 133 (2004).
- [15] R. N. Cahn and G. H. Trilling, Phys. Rev. D **69**, 011501 (2004).
- [16] Qiang Zhao and F. E. Close, hep-ph/0404075.
- [17] ZEUS Collaboration, U. Karshon *et al.*, hep-ex/0407004.
- [18] BES Collaboration, J.Z. Bai *et al.*, Phys. Rev. D **70**, 012004 (2004).
- [19] WA89 Collaboration, M.I. Adamovich *et al.*, Phys. Rev. C **70**, 022201 (2004).
- [20] M. Karliner and H.J. Lipkin, Phys. Lett. B **597**, 309 (2004).
- [21] J. Randrup, Phys. Rev. C **68**, 031903 (2003).
- [22] J. Letessier *et al.*, Phys. Rev. C **68**, 061901 (2004).
- [23] F. Becattini *et al.*, Phys. Rev. C **69**, 024905 (2004).
- [24] F. M. Liu, H. Stöcker, and K. Werner, Phys. Lett. B **597**, 333 (2004).
- [25] M. Bleicher *et al.*, Phys. Lett. B **595**, 288 (2004); K. Werner *et al.*, J. Phys. G **30**, S211 (2004).
- [26] HERA-B Collaboration, I. Abt *et al.*, Eur. Phys. J. C **29**, 181 (2003), and references therein.

- [27] I. Ariño *et al.*, Nucl. Instrum. Methods Phys. Res., Sect. A **516**, 445 (2004).
- [28] G. J. Feldman and R. D. Cousins, Phys. Rev. D **57**, 3873 (1998).
- [29] Spectra without angle cut show about 47 Ξ^{--} and 143 $\Xi(1530)^0$ events; K. Kadija, J. Phys. G **30**, S1359 (2004).
- [30] Upon completion of this Letter, we learned that the SPHINX Collaboration has found no evidence for a narrow PQ peak in pC collisions at $\sqrt{s} = 11.5$ GeV [31].
- [31] SPHINX Collaboration, Yu. M. Antipov *et al.*, Eur. Phys. J. A **21**, 455 (2004).