

Impact of aerobic and resistance exercise combination on physical self-perceptions and self-esteem in women with obesity with one-year follow-up

^aTheognosia Megakli, ^{*a}Symeon P. Vlachopoulos, ^bCecilie Thøgersen-Ntoumani & ^cYannis Theodorakis

^a *Laboratory of Social Research on Physical Activity, Department of Physical Education and Sport Science at Serres, School of Physical Education and Sport Science, Aristotle University of Thessaloniki, Greece*

^b *Health Psychology & Behavioural Medicine Research Group, School of Psychology & Speech Pathology, Curtin University, Australia*

^c *Laboratory of Exercise Psychology and Quality of Life, Department of Physical Education and Sport Science, University of Thessaly, Greece*

Theognosia Megakli (tmegakli@yahoo.gr)

Symeon P. Vlachopoulos (vlachop@phed-sr.auth.gr), Tel. +30 2310 991045

Cecilie Thøgersen-Ntoumani (c.thogersen@curtin.edu.au)

Yannis Theodorakis (theodorakis@pe.uth.gr)

Manuscript word count: 10,016 (abstract and title page excluded)

Abstract wordcount: 150

Third revision submitted: July 28, 2015

*Corresponding author. E-mail: vlachop@phed-sr.auth.gr

1 Running Head: OBESITY, EXERCISE, AND SELF-ESTEEM

2

3

4

5

6

7 **Impact of aerobic and resistance exercise combination on physical self-perceptions and**
8 **self-esteem in women with obesity with one-year follow-up**

9

10

11

12

13

14

15

16

17

18

19

20

21

22

23

24

25 Third revision submitted: July 28, 2015

26

27
28
29
30
31
32
33
34
35
36
37
38
39
40
41
42
43
44
45
46
47
48
49
50

Abstract

The effectiveness of an exercise intervention including both aerobics and resistance training components in improving physical self-perceptions and global self-esteem in women with obesity was examined. An experimental design with a 1-year follow-up was used. Women with obesity ($n = 72$) participated in a structured exercise program for 12 weeks after being randomized into a control and an exercise group. Exercise self-efficacy, body attractiveness, physical strength, sport competence, physical condition, physical self-worth, and global self-esteem were measured at pre-intervention, early intervention, mid-intervention, immediately after the intervention, and five times following program termination at 1, 3, 6, 9 and 12 months, respectively. Analyses of covariance revealed exercise effects for all of the dependent variables except for body attractiveness. Generally, exercise effects lasted between six and 12 months. A 12-week physical exercise program including aerobic and resistance training components has the potential to improve physical self-perceptions and self-esteem in women with obesity.

Key words: exercise and self-esteem model, exercise self-efficacy, body image, physical self-concept

51 Impact of aerobic and resistance exercise combination on physical self-perceptions and self-
52 esteem in women with obesity with one-year follow-up

53 Obese individuals are often subjected to negative stereotyping with the stigma of
54 obesity being associated with low self-esteem and body-esteem, poor quality of life, and
55 depressive symptoms (Friedman et al., 2005). With increase of obesity, weight stigma may be
56 developed with the process of external devaluation leading to negative self-perception and
57 negative self-evaluation (Ratcliffe & Ellison, 2015). This in turn, may lead to an internalized
58 weight stigma. Processing self as a stigmatized individual may include negative self-
59 judgments about the meaning of being an obese person, attentional and mood shifts, and
60 avoidance and safety behaviors possibly accompanied by deregulated eating and weight
61 management behaviors (Ratcliffe & Ellison, 2015). Weight loss, on the other hand, may lead
62 to improvements in the aforementioned psychological outcomes while such improvements
63 may in turn facilitate the maintenance of successful weight loss (Palmeira et al., 2009;
64 Teixeira et al., 2010). Therefore, to better understand the mechanisms through which people
65 may become obese, lose weight, and/or maintain reduced weight, a deeper understanding of
66 the psychological correlates of obesity and weight loss is deemed important (Lasikiewicz et
67 al., 2014).

68 Of the behavioral and/or dietary weight loss studies reviewed by Lasikiewicz et al.
69 (2014), positive psychological improvements have generally emerged in self-esteem,
70 depressive symptoms, body image, and health-related quality of life (HRQOL). Body image
71 has been operationalized via the constructs of body dissatisfaction, appearance evaluation,
72 body shape concerns, image avoidance, and body esteem (Lasikiewicz, 2014). For some
73 outcomes such as self-esteem and reduced depressive symptoms, weight loss was positively
74 but infrequently correlated with degree of psychological improvement while stronger and
75 more systematic associations emerged with measures of body image and HRQOL

76 (Lasikiewicz, 2014). Therefore, the role of weight loss in experiencing psychological
77 improvements in weight loss interventions and particularly for self-esteem and depressive
78 symptoms remains inconclusive.

79 Despite the vital importance of exercise in the prevention of weight gain or
80 maintenance of weight status or weight loss (Wuorinen, 2014), it is not clear yet, whether
81 improvements in psychological outcomes might be attributed to exercise as a component of
82 an intervention (Lasikiewicz et al., 2014). Indeed, Lasikiewicz et al. (2014) reported that only
83 three studies have examined the isolated impact of exercise of which two studies found
84 exercise to be ineffective (Imayama et al., 2011; Messier et al. 2010) while in one study
85 improved psychological outcomes were observed in males only (Kiernan, King, Stefanick, &
86 Killen, 2001). Specifically, exercise efficacy, body esteem, and global self-esteem have been
87 measured by Messier et al. (2010) while esteem-related constructs have not been included in
88 the other two studies by Imayama and Kiernan. Hence, given that the full range of constructs
89 used in the EXSEM has not been examined in these studies, it is deemed important to
90 investigate whether an exercise program that combines both aerobics and resistance training
91 components may influence the full set of variables embedded in the EXSEM. Also, given that
92 Kiernan et al. (2001) have demonstrated positive effects of exercise on a range of
93 psychological outcomes (e.g., cognitive restraint, disinhibition, hunger, body dissatisfaction,
94 symptoms of depression, anxiety, and stress) in men but not women, it is important to also
95 examine whether such effects hold for women. Additionally, in contrast to existing studies
96 where aerobic exercise only (Imayama et al., 2011; Kiernan et al., 2001) or resistance
97 exercise only have been used (Messier et al., 2010), the efficacy of a combination of aerobic
98 and resistance training exercise program in influencing EXSEM constructs has not been
99 examined. Examining such an exercise combination is important as the extant literature as to
100 the best type of exercise in improving body image remains inconclusive (Martin Ginis,

101 Strong, Arent, Bray, & Bassett-Gunter, 2014). Martin Ginis et al. (2014) have demonstrated
102 that either aerobic or strength-training exercise had significant influences on different
103 measures of body image in young women with body image concerns. This might be the case
104 because even a single strength-training session may provide individuals with immediate
105 positive feedback about their capabilities and on progress and level of function (e.g., knowing
106 the amount of weight one can lift). It may also make individuals aware of their bodies' level
107 of functional capabilities leading to reduced emphasis on physical appearance (Martin Ginis
108 et al., 2014). Further, aerobic exercise may also have effects as women perceive aerobic
109 exercise to be more conducive to weight loss compared to other types of exercise. That is,
110 women may become more satisfied with their bodies owing to engaging in a behavior that
111 may alleviate concerns about being overweight (Martin Ginis et al., 2014).

112 Compelling reasons as to why physical self-perceptions are worthy of study as
113 outcomes of exercise interventions include that physical self-worth as a global outcome of all
114 salient physical self-perceptions has been strongly and consistently correlated at .7 with
115 global self-esteem (Fox, 1997; Harter, 1996), and that aspects of physical self-perceptions
116 have improved as outcomes of exercise interventions (Fox, 2000). Additionally, self-esteem
117 has been considered a powerful indicator of mental well-being or adjustment while aspects of
118 physical self-perceptions have been directly linked to mental well-being both in the general
119 population (Sonstroem & Potts, 1996) and psychiatric populations (Van de Vliet et al., 2002),
120 even after controlling for self-esteem. Furthermore, physical self-perceptions are more likely
121 to be affected by exercise rather than global self-esteem (Elavsky, 2010; Gothe et al., 2011;
122 McAuley, Mihalko, & Bane, 1997) given that it is considered a relatively stable theoretical
123 construct (Robins, Trzesniewski, Tracy, Gosling, & Potter, 2002). Moreover, longitudinal
124 studies of the links between exercise and self-esteem are scarce and particularly
125 investigations including long-term follow-ups of individuals completing structured exercise

126 programs (Elavsky, 2010). Given that levels of self-esteem attained as an outcome of
127 participation in structured exercise programs tend to decrease either during or after program
128 completion (McAuley, Blissmer, Katula, Duncan, & Mihalko, 2000), more longitudinal data
129 are needed to evaluate the extent of such losses, and gain an understanding of how to
130 minimize such reductions (Elavsky, 2010).

131 **Exercise and Self-esteem Model**

132 To trace the pathway via which exercise participation may influence levels of self-
133 esteem, Sonstroem and Morgan (1989) developed the Exercise and Self-esteem Model
134 (EXSEM) based on the proposition that self-concept is best studied as a collection of self-
135 perceptions which are organized on hierarchical levels of specificity/generalizability (Shavelson,
136 Hubner & Stanton, 1976). In EXSEM it is proposed that, within a vertical competence
137 continuum, self-efficacies (SE) of individuals' abilities to perform specific sport training or
138 exercise activities, generalize to broader perceptions of physical competence (Sonstroem,
139 Harlow, & Josephs, 1994). In turn, perceived physical competence may affect levels of global
140 self-esteem (GSE) which represents the highest, most general level within the model
141 (Sonstroem et al., 1994). Self-efficacy is defined as the conviction that one can successfully
142 execute the behavior which is assumed to lead to particular outcomes (Bandura, 1977). Self-
143 esteem has been defined as the degree people feel positive about themselves (Gergen, 1971,
144 p. 11).

145 In line with Sonstroem and Morgan (1989), characteristics of the EXSEM include that
146 self-concept is hierarchically organized in terms of generalizability; that is, at lower levels, self-
147 concept becomes more situation-specific, thus developing a greater correspondence with
148 situational criteria compared to global self-concept. Stability is positively related to
149 hierarchical levels of generalizability, that is, situation-specific constructs at the lower levels are
150 more susceptible to influence from behavior and the environment compared to global self-

151 concept at the apex of the hierarchy which is relatively stable. Additionally, self-concept is
152 evaluative in nature and therefore provides a link to self-esteem. Finally, self-concept can be
153 differentiated from similar constructs with which is theoretically related (Sonstroem &
154 Morgan, 1989).

155 Based on an expanded EXSEM, Sonstroem et al. (1994) tested the validity of
156 partitioning the perceived physical competence level into a general physical self-worth level
157 (PSW) and a more specific multidimensional subdomain level as operationalized by the
158 Physical Self-Perception Profile (PSPP: Fox & Corbin, 1989). The subdomain level included
159 the constructs of perceived sport competence (SPORT), perceived physical condition
160 (COND), perceived body attractiveness (BODY), and perceived physical strength (STREN)
161 (Fox, 1990). Perceived sport competence is defined by perceptions of sport and athletic
162 ability, ability to learn sports skills and confidence in the sports environment; perceived
163 physical condition includes perceptions of level of physical condition, stamina, and fitness,
164 ability to maintain exercise and confidence in the exercise and fitness settings; perceived
165 body attractiveness is operationalized as perceptions of attractiveness of figure or physique,
166 ability to maintain an attractive body, and confidence in appearance; and perceived physical
167 strength includes perceptions of strength, muscle development and confidence in situations
168 requiring strength (Fox, 1990). Physical self-worth is defined as general feelings of
169 happiness, satisfaction, pride, respect and confidence in the physical aspect of the self (Fox,
170 1990).

171 In the expanded EXSEM (Figure 1), self-efficacy is posited to influence subdomain
172 physical self-perceptions (i.e. SPORT, COND, BODY, and STREN) which in turn are
173 assumed to affect PSW which in turn affects GSE (Sonstroem et al., 1994). In various studies
174 support has emerged of the links between the variables included in the original EXSEM
175 (Baldwin & Courneya, 1997; Levy & Ebbeck, 2005; Sonstroem & Morgan, 1989) and the

176 expanded EXSEM (Elavsky, 2010; McAuley et al., 1997; McAuley et al., 2005; Noack,
177 Kauper, Benbow, & Eckstein, 2013; Sonstroem et al., 1994) with PSW operating as a
178 mediator of the links between subdomain perceptions and GSE.

179 *****Insert Figure 1 about here*****

180 **Purpose of the Study and Hypotheses**

181 Using the expanded EXSEM (Sonstroem et al., 1994) as a guide (Figure 1), the
182 primary aim of the study was to examine the impact of an exercise intervention including
183 both components of aerobic and resistance training on obese women's exercise self-efficacy,
184 physical self-perceptions (i.e. subdomain perceptions and PSW), and GSE using an
185 experimental design. A secondary aim of the study was to examine whether potential exercise
186 effects would be maintained after completion of the exercise intervention for a period of 12
187 months. It was hypothesized that the exercise group would report increased levels of the
188 EXSEM constructs compared to the control group participants who would not report
189 increases. Given the need for long term assessment of correlates of weight loss in studies of
190 weight management (Teixeira et al., 2004) and in order to achieve consistency with the 12-
191 month time frames usually employed in studies of weight management (Barte, Veldwijk,
192 Teixeira, Sacks, & Bemelmans, 2014), a 12-month follow-up was used. Hence, it was further
193 explored whether EXSEM construct gains would be maintained for a period of 12 months
194 after exercise program completion and whether they would be associated with changes in
195 weight.

196 **Method**

197 **Participants**

198 A sample of 72 Greek Caucasian women with obesity was studied. The study
199 participants were recruited from the Overeaters Anonymous twelve-step program that
200 supports individuals with problems related to food including compulsive overeaters and

201 persons with binge eating disorders. Inclusion criteria were age 18-64 years old, a BMI \geq
202 30.0 Kg/m² and waist circumference (WC) \geq 88 cm. Exclusion criterion was a lack of written
203 permission by a medical doctor to participate in a 3-month aerobics and resistance exercise
204 program. Of the 72 participants in total, 35 participants dropped out (48%) until the end of
205 the 12-month follow-up measurements. Reasons reported for discontinuing participation
206 included sickness, hypertension, discomfort with body appearance, vacation, moving to a
207 different town (see Figure 2).

208 **Procedures**

209 Convenience sampling was used. Contact with the participants was made by the first
210 author in the location where anonymous overeaters had their group meetings after verbal
211 permission had been granted by the director of the program. Individuals with obesity were
212 contacted, were provided with the details of the research study, and were asked to participate
213 in a study where they would attend a 3-month exercise program and also report on
214 questionnaires their perceptions about exercise. University ethics committee approval for the
215 study was secured and willing participants provided written consent for participation while
216 APA research guidelines were adhered to. An initial assessment took place measuring
217 participants' age, height, weight, waist circumference, hip circumference, weekly frequency
218 of strenuous, moderate, and mild exercise, and the variables of exercise self-efficacy,
219 physical self-perceptions, and global self-esteem. After the initial assessment, random
220 allocation to the groups took place (Figure 2) followed by initiation of the intervention.
221 Participants were randomly allocated either to the control (no exercise) or the experimental
222 (exercise) group using simple randomization.

223 ***** Insert Figure 2 about here *****

224 Participants belonging to the experimental group attended the exercise program in a
225 single group, three times per week, for a total of 12 weeks. In sum, participants attended 36

226 exercise classes over a period of three months. The dependent variables were measured over
227 nine occasions. Questionnaires were completed before initiation of the exercise program
228 (Time1), before the third exercise class (Time2), in the middle of the exercise program period
229 (Time3) (i.e., before class #19), one day after the end of the exercise program (Time4), and
230 five times additionally at 1, 3, 6, 9, and 12 months after termination of the exercise
231 intervention to assess the extent to which potential exercise effects might be maintained. The
232 exercise program was implemented from April 2011 to June 2011. The maintenance period
233 assessments spanned June 2011 to July 2012. Participants in the control group did not
234 participate in any type of intervention during the study period; however, they were provided
235 the opportunity to participate in a similar exercise program after the end of the maintenance
236 period. Adherence to the program was monitored by the first author who was present in each
237 exercise class and kept records of participants' attendance and participation in the class.
238 Contact information had been gathered from all participants. The dependent variables were
239 measured by the first author during the nine assessments along with exercise possibly
240 undertaken above and beyond exercise participation in the context of the intervention and
241 during the follow-up measurements. Such exercise behavior was included as covariate in the
242 analyses of covariance to control for its possible influence on the findings.

243 **Measurement Tools**

244 Demographic and anthropometric variables were assessed such as participants' age,
245 height, weight, waist circumference, hip circumference, and weekly frequency of mild,
246 moderate, and strenuous exercise. Further, participants' exercise self-efficacy was assessed
247 along with physical self-perceptions and global self-esteem.

248 **Exercise self-efficacy.** Women's levels of self-efficacy for completing a group-based
249 exercise program (EXSE) was measured using six items following Bandura's (2006)
250 guidelines for constructing self-efficacy scales; three items measuring the extent to which

251 participants felt confident that they could complete an aerobics program and three items
252 referring to completing a resistance training program “if they wanted to” (Williams, 2010).
253 The three items relative to aerobics exercise corresponded to participation in an aerobics
254 exercise program lasting either for 10 min, 20 min, or 30 min, respectively. The phrase “if
255 you wanted to” was added to the items to control for the effects of outcome expectancy on
256 self-efficacy ratings (Rhodes & Blanchard, 2007; Williams, 2010). Using the stem “How
257 confident are you that you can complete the following exercise program if you wanted to?”
258 participants provided their confidence ratings on items such as “In an aerobics exercise
259 program lasting for 10 min”, “In an aerobics exercise program lasting for 20 min” etc. The
260 three resistance training items referred to a 20 min resistance training program using weights
261 of either 1.0 kg, 1.5 kg or 2.0 kg using upper body. Hence, for resistance training, sample
262 items included “In a 20min resistance training exercise program using weights of 1 kg”, “In a
263 20min resistance training exercise program using weights of 1.5. kg” etc. Participants
264 reported their degree of confidence relative to each item on a 0% (“*not at all certain can do*”)
265 to 100% (“*completely certain can do*”) scale with 50% anchored by “*moderately certain can*
266 *do*” (Bandura, 2006). The six confidence scores (three scores for aerobics and three scores for
267 resistance training) were summed and divided by the total number of items resulting into a
268 possible score range of 0-100. Cronbach’s alpha values for the present sample ranged for
269 total exercise self-efficacy .96-.99.

270 **Physical self-perceptions.** The extent to which women held favorable perceptions of
271 their physical self was measured via a short form of the Physical Self-perception Profile
272 (PSPP) (Fox & Corbin, 1989) which was developed based on responses of Greek adults, men
273 and women (PSPP-SF) (Vlachopoulos, Leptokaridou, & Fox, 2014). The PSPP measures the
274 extent to which participants hold favorable perceptions of their sport competence (SPORT)
275 (e.g., “Some people feel that they are among the best when it comes to athletic ability BUT

276 others feel that they are not among the most able when it comes to athletics”); physical
277 condition (COND) (e.g., “Some people make certain they take part in some form of regular
278 vigorous physical exercise BUT others don’t often manage to keep up regular vigorous
279 physical exercise”); body attractiveness (BODY) (e.g., “Some people feel that compared to
280 most, they have attractive bodies BUT others feel that compared to most, their bodies are not
281 quite so attractive”); and physical strength (STREN) (e.g., “Some people feel that they are
282 physically stronger than most people of their sex BUT others feel that they lack physical
283 strength compared to most others of their sex”). Additionally, general perceptions of physical
284 self-worth (PSW) are assessed (e.g., “When it comes to the physical side of themselves, some
285 people do not feel very confident BUT others seem to have a real sense of confidence in the
286 physical side of themselves”). PSW is conceptualized as a global measure deriving from
287 weighted combinations of self-perceptions in the four physical subdomains of SPORT,
288 COND, BODY and STREN. PSW is held to function as a superordinate construct situated
289 between subdomain self-perceptions and global self-esteem, and its’ validity has been
290 established in a number of studies including samples of middle-age adults (Sonstroem, 1998)
291 and individuals with mental illness (Van de Vliet et al., 2002). This particular short form
292 presently used measured each construct via four rather than six items of the original long
293 form PSPP. Responses were provided on a 4-point structured alternative response format on
294 which participants firstly chose between two contrasting descriptions of people and then
295 indicated whether the description they chose was “sort of true” or “really true” for them.
296 Favorable psychometric evidence for this short form has emerged with Greek adults
297 regarding the factor structure tested via confirmatory factor analysis (CFA) (robust
298 Comparative Fit Index = .933; robust Root Mean Squared Error of Approximation = .058)
299 with item loadings ranging .61 - .82 (Vlachopoulos et al., 2014). Cronbach’s alpha values for

300 the present sample ranged across the nine measurements for SPORT .89-.93, COND .77-.89,
301 BODY .80-.87, STREN .90-.93 and PSW .87-.90.

302 **Global self-esteem.** Levels of global self-esteem were measured using the Rosenberg
303 Self-esteem Scale (RSE) (Rosenberg, 1979). The RSE comprises 10 items five of which are
304 positively worded and five items negatively worded. Higher scores indicate higher self-
305 esteem. All items were rated on a 4-point Likert scale anchored by 1 (“strongly agree”), 2
306 (“agree”), 3 (“disagree”) and 4 (“strongly disagree”). Sample items include “I feel I do not
307 have much to be proud of” and “I feel that I have a number of good qualities”. Favorable
308 psychometric evidence has emerged in terms of internal consistency, concurrent, predictive,
309 and construct validity using known groups, and test-retest reliability (Rosenberg, 1979). A
310 Cronbach’s alpha value has been reported of .80 in a sample of 609 Greek adults with an
311 alpha of .79 for men and .81 for women (Vlachopoulos et al., 2014). Presently RSE alpha
312 values ranged across the nine measurements .91-.93.

313 **Self-reported exercise behavior.** To measure self-reported weekly frequency of
314 exercise outside the context of the exercise intervention, the Godin Leisure Time Exercise
315 Questionnaire (GLTEQ) (Godin & Shephard, 1985) was used. The GLTEQ was used to
316 measure exercise possibly undertaken before initiation of the exercise intervention, and
317 during the study, above and beyond the exercise undertaken in the context of the intervention,
318 by all participants. Appropriate verbal instructions were provided to the participants.
319 Responses were provided to three questions measuring the frequency of strenuous, moderate,
320 and mild exercise performed for a minimum of 15 min in a typical week. The item asking
321 information on the frequency of exercise that takes place at moderate-to-vigorous intensity
322 was not used, as this type of information was obtained analytically by using the first three
323 items. Validity evidence for the scale scores has been obtained via correlations of the GLTEQ
324 scores with objective indicators of exercise and physical fitness (e.g., exercise monitor and

325 maximal aerobic capacity test scores; Jacobs, Ainsworth, Hartman, & Leon, 1993). The
326 measures of physical self-perceptions, global self-esteem, and leisure time exercise behavior
327 were translated into Greek using the back translation procedure (Brislin, 1986).

328 **Description of the Exercise Program**

329 The first part of the exercise program comprised some form of low impact aerobic
330 exercises. Generally, the warming up part of the program (10 min) comprised low impact
331 aerobic exercises without bouncing to ensure protecting participants' joints. This part
332 included exercises such as marching in place, tapping forward-backwards, diagonally-
333 backwards, front heel touches, and side touches. After some active stretching of the leg
334 muscles in a standing position, the main part of the program (20 min) included basic low
335 impact aerobics steps such as step touch, double step touch, knees up, double knee up,
336 repeaters, heels back, double heel back, three steps and knee forward and backward, side
337 lunges, lunges back, double lunges, v-step, mambo step, box step, and front, side, and back
338 kicks. The strengthening program comprised exercises using the body weight and resistance
339 exercises using light weights. This part included different versions of squats using only the
340 body weight or using light weights, and exercises at different positions of the body such as
341 exercises lying down on the back and standing on knees. The cooling down part of the
342 program included static stretching exercises sitting or lying down on the back on the exercise
343 mat. This part began with a few calm breaths and then stretching exercises were performed
344 for the whole body muscles starting from legs and moving toward the upper body muscles.

345 **Data Analysis**

346 There was 46% attrition in the control group (19 participants remained out of 35 at T9
347 assessment) and 52% attrition in the exercise group (18 participants remained out of 37 at T9
348 assessment). Analyses were performed using last observation carried forward (LOCF). The
349 intent-to-treat principle was followed by including all randomized participants in the

350 analyses. Cronbach's alpha values were calculated along with descriptive statistics and
351 Pearson's correlations based on Time1 EXSEM scores. Baseline characteristics (i.e., age,
352 frequency of exercise, BMI, and waist-to-hip ratio) and EXSEM constructs were compared
353 across participants who completed or not the study, and between the control and experimental
354 groups using independent samples t-tests. Chi-square tests were also computed to examine
355 the association of membership in the control and experimental group with demographic
356 categorical variables (i.e., study completion, marital status, education). Correlations of EXSE,
357 SPORT, COND, BODY, STREN, PSW, and GSE scores were computed with age, exercise
358 frequency, baseline BMI, and waist-to-hip ratio. Additionally, EXSEM score differences
359 were examined between study completion, marital status, and education level groups using
360 independent samples t-tests. Baseline characteristics that were significantly correlated with
361 dependent variable scores were included as covariates in the subsequent analyses of variance
362 testing the interactions of 2 (control versus exercise) x 9 (time) ANCOVA for each one of the
363 dependent variables. Bonferroni post hoc tests were used to examine mean differences across
364 groups and measurements.

365 Additionally, regression analyses were used to examine tenets of the EXSEM model
366 regarding (a) the mediating role of Time 3 subdomain perceptions in the prediction of Time 4
367 PSW by Time 2 exercise self-efficacy, and (b) the mediating role of Time 3 PSW in the
368 prediction of Time 4 GSE by Time 2 subdomain perceptions. Responses were used from the
369 repeated assessments (i.e., T2, T3, and T4 points during the exercise intervention). Mediation
370 analyses were performed on the whole sample including both the control and experimental
371 groups. Preacher and Hayes' (2008) bootstrapping procedure was used to derive estimates of
372 direct and indirect effects for the mediation models. This procedure involved bootstrapping,
373 which is a non-parametric re-sampling procedure, to estimate the size of the indirect effects
374 using adjusted confidence intervals. This approach is particularly important for multiple

375 mediation models in order to examine not only whether an indirect effect exists, but also
376 which mediators contribute to the effect. The analysis was performed using SPSS 22.0 with
377 Preacher and Hayes' INDIRECT.SPS macro. Here, 95% confidence intervals were used and
378 1000 bootstrapping resamples were run. Further, the confidence intervals were adjusted for
379 bias and the contrasts between the significant indirect effects were examined.

380 **Results**

381 **Sample Description**

382 The sample comprised 72 women aged 19 to 53 yr ($M = 32.47$ yr, $SD = 8.02$). Their
383 height ranged 150 to 182 cm ($M = 166.63$ cm, $SD = 6.88$) and their weight ranged 73 to 132
384 kg ($M = 101.41$ kg, $SD = 15.20$). BMI values ranged 30.10 to 47.25 ($M = 36.47$, $SD = 4.67$),
385 WC ranged 92 to 142 cm ($M = 110.18$ cm, $SD = 12.88$), and hip circumference (HC) ranged
386 109 to 157 cm ($M = 126.87$ cm, $SD = 12.41$). Waist to hip ratio (WHR) ranged 0.70 to 1.05
387 ($M = 0.86$, $SD = .07$). In terms of frequency of exercise participation, 63 women reported no
388 participation in exercise (87.5%) while nine reported participating in exercise 1-5 times per
389 week (12.5%); regarding education, 34 participants (47.2%) had not obtained a college
390 degree while 38 (52.8%) did so; regarding partnership, 52 women (72.2%) reported not
391 having a partner while 20 (27.8%) reported having a partner; in regard to study completion,
392 37 participants (51.4%) completed all study measurements while 35 women (48.6%) did not
393 complete all study measurements. Detailed demographic and anthropometric characteristics
394 are reported separately for the control and experimental groups in Table 1.

395 *****Insert Table 1 about here*****

396 **Cronbach's Alphas and Pearson's Correlations Between EXSEM Constructs**

397 All alpha values for all EXSEM constructs and all nine measurement occasions were
398 greater than .70 (α values ranged .77 to .98). Mean scores were generally average in
399 magnitude for all baseline constructs (Table 2). In terms of Pearson's correlations, between

400 the baseline EXSEM constructs, correlations were positive and substantial in magnitude
401 ranging .43 - .81. That is, EXSE was positively correlated with PSPP subscales and GSE
402 (Table 2). PSPP subscales were positively inter-correlated, and positively correlated with
403 GSE (Table 2).

404 *****Insert Table 2 about here*****

405 **Group Differences on Baseline Characteristics and EXSEM Constructs**

406 Baseline questionnaire data were available from 72 participants. No significant
407 differences existed on baseline EXSEM variables between those who completed vs. did not
408 complete the study (all p values $> .05$) using Bonferroni adjustment ($p = .007$). Further t-tests
409 between the same groups on the demographic and anthropometric variables of age, exercise
410 frequency, BMI, and waist-to-hip ratio using Bonferroni adjustment ($p = .01$) revealed no
411 significant differences. Independent samples t-tests using Bonferroni adjustment ($p = .01$)
412 revealed no differences between the control and experimental groups on age, exercise
413 frequency, BMI, and waist-to-hip ratio (all p values $> .05$). Also, no differences existed for
414 any of the EXSEM constructs (all p values $> .05$) using a Bonferroni adjustment ($p = .007$).
415 Chi-square tests using a Bonferroni adjustment ($p = .01$) examining the association of group
416 membership in control/experimental groups with the categorical variables of study
417 completion (did not complete study/completed study), marital status (no partner/with partner)
418 and education level (no college degree/college degree) revealed no associations between the
419 variables (all p values $> .05$).

420 **Links of Baseline EXSEM Scores with Demographic Variables**

421 Pearson's correlations of EXSEM constructs with age, exercise frequency, BMI, and
422 waist-to-hip ratio revealed significant negative correlations of age with exercise self-efficacy,
423 BODY, COND, and GSE. Exercise frequency was positively correlated with exercise
424 efficacy, SPORT, and GSE. BMI was negatively correlated with all of the EXSEM

425 constructs. Waist-to-hip ratio was negatively correlated with exercise efficacy, COND, and
 426 GSE (Table 2). Further, no EXSEM score differences emerged between partner groups and
 427 educational level groups (all p values $> .007$ after Bonferroni adjustment for each one of the
 428 categorical variables).

429 **Correlations of Weight Change with Changes in EXSEM Constructs**

430 Reduction in weight between T1 and T9 assessments for the control group was 1.47
 431 Kg ($SD = 2.34$) while for the exercise group was 7.77 Kg ($SD = 10.89$). Pearson's
 432 correlations revealed significant associations of weight change (residual scores) with changes
 433 in EXSEM constructs (residual scores) between T1 and T9 measurements. The correlations
 434 of weight change were $r = -.57$ ($p < .001$) with exercise self-efficacy, $r = -.48$ ($p = .002$) with
 435 SPORT, $r = -.52$ ($p = .001$) with BODY, $r = -.69$ ($p < .001$) with COND, $r = -.45$ ($p = .004$)
 436 with STREN, $r = -.56$ ($p < .001$) with PSW and $r = -.50$ ($p = .001$) with GSE. That is, reduced
 437 weight corresponded to increased EXSEM scores.

438 **Intervention Effects on EXSEM Constructs**

439 Repeated measures 2 (control versus exercise) x 9 (time) ANOVAs with covariates
 440 were calculated for each of the EXSEM construct as the dependent variable. The variables of
 441 age, BMI, waist-to-hip ratio, weekly frequency of moderate and strenuous exercise above and
 442 beyond the exercise intervention possibly undertaken, and weight change between T1 and T9
 443 assessments were used as the covariates in all the analyses. Weight change was calculated as
 444 residual scores by regressing T9 weight on T1 weight scores. The statistical power of the
 445 study was 0.41. Despite that the interaction 'group x time' effects were of interest, main
 446 effects for group and time are also presented.

447 **Findings adjusted for covariates.** Significant interaction 'group x time' terms
 448 emerged for the dependent variables of EXSE [$F(8, 224) = 13.54$, $p < .001$, partial eta
 449 squared = .32], SPORT [$F(8, 224) = 6.59$, $p < .001$, partial eta squared = .19], COND [$F(8,$

450 224) = 13.86, $p < .001$, partial eta squared = .33], STREN [F (8, 224) = 6.25, $p < .001$, partial
 451 eta squared = .18], PSW [F (8, 224) = 2.61, $p = .009$, partial eta squared = .08], and GSE [F
 452 (8, 224) = 2.30, $p = .021$, partial eta squared = .07] but not for BODY [F (8, 224) = 1.84, $p =$
 453 .069, partial eta squared = .06].

454 Main effects for group were for EXSE [F (1, 28) = 6.32, $p = .017$, partial eta squared
 455 = .18], SPORT [F (1, 28) = 1.90, $p = .178$, partial eta squared = .06], COND [F (1, 28) =
 456 4.00, $p = .055$, partial eta squared = .12], STREN [F (1, 28) = 0.69, $p = .412$, partial eta
 457 squared = .02], BODY [F (1, 28) = 0.24, $p = .623$, partial eta squared = .00], PSW [F (1, 28)
 458 = 0.24, $p = .622$, partial eta squared = .00], and GSE [F (1, 28) = 0.40, $p = .531$, partial eta
 459 squared = .01]. Main effects for time were for EXSE [F (8, 224) = 2.50, $p = .012$, partial eta
 460 squared = .00], SPORT [F (8, 224) = 1.44, $p = .180$, partial eta squared = .04], COND [F (8,
 461 224) = 1.27, $p = .256$, partial eta squared = .04], STREN [F (8, 224) = 1.38, $p = .204$, partial
 462 eta squared = .04], BODY [F (8, 224) = 0.32, $p = .957$, partial eta squared = .01], PSW [F (8,
 463 224) = 0.35, $p = .941$, partial eta squared = .01], and GSE [F (8, 224) = 1.22, $p = .286$, partial
 464 eta squared = .04].

465 Regarding the interaction terms, and given the values of .01, .06 and .14 representing
 466 a small, medium, and large effect size for partial η^2 respectively (Richardson, 2011), large
 467 effect sizes emerged for EXSE, SPORT, COND, and STREN. Effect sizes close to medium
 468 emerged for PSW and GSE. In relation to main effects for group, a large effect size emerged
 469 for EXSE. All effect sizes for time were weak.

470 Compared with controls, the exercise group reported increased perceptions of EXSE
 471 immediately after two exercise classes with a further increase noted at the middle of the
 472 program. BMI was a significant covariate. Perceptions of SPORT and COND increased at the
 473 middle of the intervention and even further at the end of the intervention (Table 3; Figure 3).
 474 For SPORT, significant covariates were BMI and moderate and strenuous exercise. For

475 COND, BMI was a significant covariate. Perceptions of STREN, PSW, and GSE increased
476 significantly at the end of the exercise intervention (Table 3; Figure 3). For STREN, BMI and
477 moderate exercise were significant covariates. For PSW and GSE, BMI was a significant
478 covariate. No change was observed for BODY in the exercise group. BMI emerged as a
479 significant covariate. A significant increase was noted for BODY in the control group
480 between T1 and T9 assessment, however, corresponding to a small effect size ($d = .15$).

481 After termination of the intervention, perceptions of EXSE were found to decrease at
482 the 6-month post-intervention assessment. Perceptions of COND declined 1 month
483 immediately after termination of the intervention, and were further reduced at the 6-month
484 post-intervention assessment. Perceptions of SPORT were found to decrease at the 9-month
485 post-intervention assessment. Perceptions of STREN were found to decline at the 12-month
486 post-intervention assessment. PSW and GSE remained stable after termination of the
487 intervention for 12 months. No change was observed for BODY after termination of the
488 intervention.

489 *****Insert Table 3 about here*****

490 *****Insert Figure 3 about here*****

491 **Unadjusted models.** Regarding unadjusted models, a significant increase was
492 observed for EXSE after two exercise classes and further at the middle of the program in
493 agreement with the adjusted model. An increase was found for SPORT and COND both in
494 the middle and the end of the intervention similarly to the adjusted models. Unadjusted
495 findings for STREN revealed an increase at mid-intervention and even more at the end of the
496 intervention in contrast to adjusted findings where an end-of-intervention increase was found
497 only. It may be that reduced BMI values over the course of the intervention have facilitated
498 increased perceptions of STREN while such an increase in STREN was not found when
499 effects of BMI were statistically controlled for. For PSW, an increase at the end of the

500 intervention was noted similarly to adjusted findings. For GSE, increases were noted both in
501 the middle and at the end of the intervention compared to adjusted findings showing an
502 increase at the end of the intervention only. Once again, it seems that a lowered BMI in the
503 middle of the intervention may have facilitated an increase of GSE scores that was not
504 evident when BMI effects were controlled for. The potential role of BMI in the present
505 unadjusted models may also be supported by correlational analyses showing systematic
506 inverse associations of weight changes with changes in EXSEM scores.

507 **Testing the EXSEM Using Mediation Analyses**

508 **Subdomain perceptions as mediators.** Using multiple mediator models, the first
509 mediated effect model tested the four sub-domain self-perceptions at Time 3 as mediators of
510 the associations between self-efficacy at Time 2 and physical self-worth at Time 4.
511 Summaries of the results are presented in Table 4 and Figure 4. The total effect of self-
512 efficacy on physical self-worth ($\beta = .49$) was significant, $t = 4.76$, $SE = .10$, $p < .0001$.
513 However, the direct effect of self-efficacy on physical self-worth ($\beta = .13$) was not significant,
514 $t = 1.38$, $SE = .10$, $p > .10$. The path coefficients and p values for this multiple mediator
515 model are presented in Figure 4.

516 Self-efficacy predicted all sub-domain self-perceptions in a positive direction (Figure
517 4). Of the mediators, only body perceptions directly predicted physical self-worth. In terms of
518 indirect effects, only body perceptions were significant (indirect effect = .21). The pair-wise
519 contrasts associated with this indirect effect were non-significant, suggesting that the
520 magnitude of the effects was comparable. Overall, the model accounted for 64% of the
521 variance in physical self-worth.

522 *****Insert Table 4 and Figure 4 about here*****

523 **Physical self-worth as mediator.** The second model examined the mediating role of
524 physical self-worth at Time 3 between the sub-domain self-perceptions at Time 2 and global

525 self-esteem at Time 4. The results of the bootstrapping procedure are presented in Table 5
526 and Figure 5. The total effect of sport competence on global self-esteem (controlling for the
527 remaining sub-domain perceptions) was not significant ($\beta = .25, t = 1.78, SE = .14, p > .05$).
528 However, the total effect of body perceptions on self-esteem was significant ($\beta = .24, t = 1.97,$
529 $SE = .12, p = .05$). The total effects of perceptions about physical condition and strength on
530 global self-esteem were not significant (physical condition: $\beta = .16, t = 1.01, SE = .15; p > .05$;
531 strength: $\beta = .10, t = .83, SE = .12, p > .05$). None of the direct effects from sub-domain self-
532 perceptions on global self-esteem were significant (sport competence: $\beta = .21, t = 1.54,$
533 $SE = .14; p > .05$; body perceptions: $\beta = .08, t = .52, SE = .16, p > .05$; physical condition: $\beta = .13,$
534 $t = .87, SE = .15, p > .05$; strength: $\beta = .05, t = .40, SE = .12, p > .05$). Figure 5 presents the path
535 coefficients, and p values for this model. Perceptions of body attractiveness and strength
536 predicted physical self-worth, both in positive directions (Figure 5). Physical self-worth
537 failed to significantly predict global self-esteem and none of the indirect effects were
538 significant. The model accounted for 37% of the variance in global self-esteem.

539 *****Insert Table 5 and Figure 5 about here*****

540 Discussion

541 In the present study, the efficacy of an exercise intervention including both aerobics
542 and resistance training components was examined in improving the constructs embedded in
543 the expanded EXSEM (Sonstroem et al., 1994) in a sample of women with obesity. The
544 extent to which possible exercise effects are maintained in the long term was also examined.
545 The findings generally supported the first hypothesis showing that participation in the three-
546 month aerobics and resistance exercise combination led to increased levels for all of the
547 dependent variables except perceptions of body attractiveness. Increases were noted for
548 exercise self-efficacy, sport competence, physical strength, physical condition, physical self-
549 worth, and global self-esteem. Hence, participation in a 3-month exercise program involving

550 both aerobics and resistance training components has the potential to improve physical self-
551 perceptions, and to a lesser extent physical self-worth and global self-esteem in women with
552 obesity. It has to be noted that while exercise effects for exercise efficacy and subdomain
553 perceptions (i.e. sport competence, physical condition, physical strength) were considerable
554 in magnitude, effects for physical self-worth and global self-esteem were weaker.

555 Lasikiewicz et al. (2014) have reported three studies examining the isolated impact of
556 exercise on psychological outcomes. In two of these studies, it was concluded that exercise
557 was ineffective in improving psychological outcomes (Imayama et al., 2011; Messier et al.
558 2010) while in one study improved psychological outcomes were found in males only
559 (Kiernan et al., 2001). However, in these studies the full set of constructs embedded in the
560 EXSEM had not been measured. Rather, exercise efficacy, body esteem, and global self-
561 esteem had been measured by Messier et al. (2010) while esteem-related constructs had not
562 been included in the other two studies. Hence, the present study adds to the extant literature
563 information as to whether an exercise program that combines both aerobics and resistance
564 training components may enhance the full set of variables embedded in the EXSEM. It also
565 contributes to the extant literature by revealing that such effects hold for women with obesity,
566 hence, complementing the study by Kiernan et al. (2001) who demonstrated positive effects
567 of exercise on psychological outcomes (e.g., cognitive restraint, disinhibition, hunger, body
568 dissatisfaction, symptoms of depression, anxiety, and stress) in men. It also contributes to the
569 extant literature by examining the efficacy of a combination of aerobic and resistance training
570 exercise program in contrast to existing studies where aerobic exercise only (Imayama et al.,
571 2011; Kiernan et al., 2001) or resistance exercise only were used (Messier et al., 2010). The
572 present findings support the use of a combined aerobic and resistance exercise program in
573 improving physical self-perceptions embedded in the EXSEM. Overall, the findings are in
574 agreement with findings by Kiernan et al. (2001) where positive psychological effects were

575 observed due to exercise and in contrast to findings of Imayama et al. (2011) and Messier et
576 al. (2001) where no exercise effects were observed.

577 In terms of maintenance of the exercise effects after termination of the exercise
578 program, perceptions of increased exercise efficacy remained stable for at least six months;
579 perceptions of increased sport competence remained stable for at least nine months;
580 perceptions of physical strength remained stable for at least 12 months; and perceptions of
581 physical condition remained stable for one month after exercise program termination. The
582 medium-sized effects for physical self-worth and global self-esteem remained stable for at
583 least 12 months. Overall, considerable stability has emerged for the increased perceptions of
584 exercise efficacy, sport competence, and physical strength along with the weaker effects for
585 physical self-worth and global self-esteem but not for physical condition. The considerable
586 stability of the present effects adds to the value of using a combined aerobics and resistance
587 training exercise program to improve the EXSEM constructs in women with obesity.

588 The present lack of strong exercise influence on physical self-worth and global self-
589 esteem may be partly attributed to the insufficiency of the exercise intervention to influence
590 perceptions of body attractiveness. Indeed, strong and consistent correlations of perceived
591 body attractiveness with physical self-worth (Sonstroem et al., 1994) and global self-esteem
592 in children, adolescents, and adults (Harter, 1990) have been reported elsewhere. It seems
593 that participation in a 3-month exercise program involving both aerobics and resistance
594 training components is not enough to cause improvements in perceptions of body
595 attractiveness in women with obesity. Therefore, longer exercise interventions might be
596 tested to examine their efficacy in improving perceptions of body attractiveness in women
597 with obesity.

598 **Exercise, Weight Loss, and EXSEM Constructs**

599 Weight changes have been systematically associated with changes in all of the
600 EXSEM constructs, that is, exercise self-efficacy, sport competence, body attractiveness,
601 physical condition, physical strength, physical self-worth, and global self-esteem. That is,
602 reduced weight was inversely correlated with enhanced perceptions of the EXSEM
603 constructs. Effects of the exercise intervention on EXSEM constructs were also found after
604 controlling for changes in women's weight between the baseline and the end-of-study
605 assessment with body mass index being a significant covariate in all analyses of variance
606 findings. It may be the case that participation in an aerobic and resistance exercise program
607 may lead to improvements in physical self-perceptions and global self-esteem that are
608 independent of weight changes. Indeed, in a number of studies it has been concluded that
609 exercise may influence aspects of physical self-perceptions (Fox, 2000). However, weight
610 change was also associated with changes in all of the EXSEM constructs. Indeed, Jung and
611 Chang (2014) found that adults with obesity experienced more frequently mentally unhealthy
612 days compared to adults with normal weight. This link was stronger in women than men.
613 Additionally, Magallares and Pais-Ribeiro (2014) have concluded in a meta-analysis that
614 women with obesity reported less mental health compared to normal weight women. Further,
615 reduced weight seems to be linked with improved body image and body esteem in women as
616 research has revealed lower self-esteem for obesity samples in comparison to non-clinical
617 populations (Abiles et al., 2010). Self-esteem is considered an important indicator of mental
618 well-being and adjustment while aspects of physical self-perceptions have been directly
619 linked with mental well-being, even after controlling for self-esteem, with these associations
620 holding both in the general (Sonstroem & Potts, 1996) and psychiatric populations (Van de
621 Vliet et al., 2002).

622 Further, body image has been implicated in the dynamics of weight reduction in
623 weight loss interventions with research showing reciprocal relationships between changes in

624 weight and body image while weight changes have partially explained effects of behavioral
625 obesity treatment on quality of life and self-esteem (Palmeira et al., 2009). Also, data have
626 proved a predictive role of short-term changes in body size dissatisfaction and self-esteem on
627 long-term weight loss (Palmeira et al., 2010). The present associations of weight change with
628 changes in EXSEM constructs are in line with findings by Palmeira et al. (2009) who
629 demonstrated associations of changes in body dissatisfaction, body attractiveness, and mood
630 disturbance with weight change. Additionally, Teixeira et al. (2006) found associations of
631 body shape concerns, physical self-worth, and body attractiveness with weight outcomes.
632 Given these associations, the delineation of the links of body image with EXSEM constructs
633 would be an important avenue for further research leading to a better understanding of the
634 dynamics involved in weight loss. Body image components include assessments of body size
635 dissatisfaction, affective, cognitive and behavioral dimensions of body shape, and dimensions
636 of physical self-concept such as physical self-worth and body attractiveness (Palmeira et al.,
637 2009). For instance, it may be that the weak effects of the present exercise intervention on
638 body attractiveness compared to the other aspects of physical self-perceptions may also be
639 influenced by the construct of body image. That is, it may be required that the intervention
640 positively influences aspects of body image for improvement in perceptions of body
641 attractiveness to occur. That is, one may possibly report greater body attractiveness if body
642 size and body shape dissatisfaction are reduced. Similarly, the role of body esteem (Franzoi
643 & Shields, 1984) should also be investigated in relation to perceptions of body attractiveness
644 and self-esteem.

645 **Validity of the Exercise and Self-Esteem Model**

646 Partial support was obtained based on the present data in favor of the expanded
647 EXSEM (Sonstroem et al., 1994). In regard to the mediating role of subdomain physical self-
648 perceptions in the link between exercise self-efficacy and physical self-worth, it was found

649 that it was perceptions of body attractiveness only that mediated this link. Despite the
650 significant effects of exercise self-efficacy on all four subdomain perceptions, it was only
651 body attractiveness that significantly and substantially predicted subsequent physical self-
652 worth scores. This finding is in agreement with other studies that examined the validity of the
653 EXSEM tenets in middle-aged women (Elavsky, 2010) and older adults (McAuley et al.,
654 2000). In these studies it had been demonstrated that perceptions of physical condition and
655 body attractiveness mediated the relationship of exercise self-efficacy with physical self-
656 worth and global self-esteem. The present finding may be explained by the increased
657 importance attached by women to body attractiveness as a central determinant of physical
658 self-worth and potentially global self-esteem. The present finding may be explained by the
659 strong and systematic associations of perceptions of body attractiveness found with physical
660 self-worth (Sonstroem et al., 1994) and global self-esteem (Harter, 1990).

661 In regard to testing the second aspect of the EXSEM, i.e. the mediating role of
662 physical self-worth in the link of subdomain perceptions with global self-esteem, only body
663 attractiveness and perceived strength had a substantial relationship with subsequent physical
664 self-worth. However, physical self-worth did not significantly predict global self-esteem
665 despite its substantial regression coefficient, and hence no mediation could formally be
666 inferred. Despite the lack of a significant impact of physical self-worth on global self-esteem,
667 which may be due to the low power of the regression analyses owing to the small sample
668 size, a path was discerned leading from body attractiveness to physical self-worth and from
669 physical self-worth to global self-esteem. Such a path is in line with the mediating role
670 posited for physical self-worth in the link between subdomain perceptions and global self-
671 esteem (Sonstroem et al., 1994), and highlights the importance of body attractiveness in the
672 present sample of women with obesity. The present findings are important as they expand the
673 validity database of the EXSEM in women with obesity. In sum, the EXSEM seems to be a

674 viable framework to explain the effects of exercise on physical self-perceptions and global
675 self-esteem of women with obesity.

676 **Limitations and Future Directions**

677 The present findings are limited to Greek adult women with obesity and the context of
678 a three-month exercise program including both aerobic and resistance components. The
679 findings should be interpreted in the context of small sample size which may have led to
680 reduced statistical power with implications on the interpretation of the validity of the EXSEM
681 in this population. Further, the levels of attrition might have an impact on internal and
682 external validity of the study; however, attrition is frequent in studies of weight loss
683 (Anderson, Konz, Frederich, & Wood, 2001). Regarding the meaningfulness of scores from
684 measures of exercise self-efficacy that were constructed in line with Bandura's (2006)
685 guidelines, and despite the fact that these measures were not an outcome of translation, the
686 patterns of present findings supported properties of reliability and validity of these measures.
687 Further, regarding the measures of physical self-perceptions, global self-esteem, and leisure
688 time exercise behavior for which good psychometric properties have been obtained with
689 English-speaking populations, the pattern of the present findings and the present
690 psychometric results provide increased confidence for score validity.

691 In future research a longer exercise intervention may be used given that the exercise
692 program did have effects on particular subdomain perceptions but not all of them such as
693 body attractiveness. Further, the exercise program characteristics might be determined that
694 may be more appropriate to lead not only to effective weight loss but also to enhanced
695 positive psychological outcomes. Also, the present study might be replicated using a larger
696 sample size to enable enhanced statistical power. Overall, it seems that physical exercise has
697 the potential to contribute to increased levels of the expanded EXSEM constructs in women

698 with obesity, and more studies are deemed warranted to better understand positive
699 psychological outcomes in behavioral weight loss interventions.

700

701

702

703

704

705

706

707

708

709

710

711

712

713

714

715

716

717

718

719

720

721

722

723 References

- 724 Abilés, V., Rodríguez-Ruiz, S., Abilés, J., Mellado, C., García, A., Pérez de la Cruz, A., &
725 Fernández-Santaella, M.C. (2010). Psychological characteristics of morbidly obese
726 candidates for bariatric surgery. *Obesity Surgery, 20*, 161–167.
727 doi: 10.1007/s11695-008-9726-1
- 728 Anderson, J. W., Konz, E. C., Frederich, R. C., & Wood, C. L. (2001). Long-term weight-
729 loss maintenance: A meta-analysis of US studies. *American Journal of Clinical*
730 *Nutrition, 74*, 579-584.
- 731 Baldwin, M. K., & Courneya, K. S. (1997). Exercise and self-esteem in breast cancer
732 survivors: An application of the exercise and self-esteem model. *Journal of Sport and*
733 *Exercise Psychology, 19*, 347-358.
- 734 Bandura, A. (1977). Self-efficacy: Toward a unifying theory of behavioral change.
735 *Psychological Review, 84*, 191-215.
- 736 Bandura, A. (2006). Guide for constructing self-efficacy scales. In T. Pajares and T. Urdan
737 (Eds.), *Self-efficacy beliefs of adolescents* (pp. 307-337). United States of America:
738 Information Age Publishing.
- 739 Barte, J. C. M., Veldwilk, J., Teixeira, P. J., Sacks, F. M., & Bemelmans, W. J. E. (2014).
740 Differences in weight loss across different BMI classes: A meta-analysis of the effects
741 of interventions with diet and exercise. *International Journal of Behavioral Medicine,*
742 *21*, 784-793. doi: 10.1007/s12529-013-9355-5
- 743 Brislin, R. W. (1986). The wording and translation of research instruments. In W. J. Lonner,
744 & J. W. Berry (Eds.), *Field methods in educational research* (pp. 137-164). Newbury
745 Park, CA: Sage.
- 746 Elavsky, S. (2010). Longitudinal examination of the exercise and self-esteem model in
747 middle-aged women. *Journal of Sport and Exercise Psychology, 32*, 862-880.

- 748 Franzoi, S. L. & Shields, S. A. (1984). The Body-Esteem Scale: Multidimensional structure
749 and sex differences in a college population. *Journal of Personality Assessment*, *48*,
750 173-178. doi: 10.1207/s15327752jpa4802_12
- 751 Friedman, K. E., Reichmann, S. K., Costanzo, P. R., Zelli, A., Ashmore, J. A., & Musante,
752 G. J. (2005). Weight stigmatization and ideological beliefs: Relation to psychological
753 functioning in obese adults. *Obesity Research*, *13*, 907–916.
- 754 Fox, K. R. (1990). *The physical self-perception profile manual*. DeKalb, IL: Office for Health
755 Promotion, Northern Illinois University.
- 756 Fox, K. R. (1997). The physical self and processes in self-esteem development. In K. R. Fox
757 (Ed.), *The physical self: From motivation to well-being* (pp. 111-140). Champaign, IL:
758 Human Kinetics.
- 759 Fox, K. R. (2000). Exercise, self-esteem and self-perceptions. In S. J. H. Biddle., K. R. Fox,
760 & S. H. Boutcher (Eds.), *Physical activity and psychological well being* (pp. 88-118).
761 London: Routledge.
- 762 Fox, K. R., & Corbin, C. (1989). The Physical Self-Perception Profile: Development
763 and preliminary validation. *Journal of Sport and Exercise Psychology*, *11*, 408-430.
- 764 Gergen, K. J. (1971). *The concept of self*. New York, NY: Holt.
- 765 Godin, G., & Shephard, R. J. (1985). A simple method to assess exercise behaviour in
766 the community. *Canadian Journal of Applied Sport Sciences*, *10*, 141-146.
- 767 Gothe, N. P., Mullen, S. P., Wojcicki, T. R., Mailey, E. L., White, S. M., Olson, E. A., Szabo,
768 A. N., Kramer, A. F., & McAuley, E. (2011). *Journal of Behavioral Medicine*, *34*,
769 298-306. doi: 10.1007/s10865-010-9312-6
- 770 Harter, S. (1990). Causes, correlates, and the functional role of global self-worth: A life-span
771 perspective. In R. J. Sternberg & J. Kolligian, Jr. (Eds.), *Competence considered* (pp.
772 67-97): New Haven, CT: Yale University Press.

- 773 Harter, S. (1996). Historical roots of contemporary issues involving the self-concept. In B. A.
774 Bracken (Ed.), *Handbook of self-concept: Developmental, social and clinical*
775 *considerations* (pp. 1-37). New York, NY: Wiley.
- 776 Imayama, I., Alfano, C. M., Kong, A., Foster-Schubert, K. E., Bain, C. E., Xiao, L. et al.
777 (2011). Dietary weight loss and exercise interventions effects on quality of life in
778 overweight/obese postmenopausal women: A randomized controlled trial.
779 *International Journal of Behavioral Nutrition and Physical Activity*, 8, 118. Retrieved
780 from <http://www.ijbnpa.org/content/8/1/118>
- 781 Jacobs Jr, D. R., Ainsworth, B. E., Hartman, T. J., & Leon, A. S. (1993). A simultaneous
782 evaluation of 10 commonly used physical activity questionnaires. *Medicine and*
783 *Science in Sports and Exercise*, 25, 81-91. doi: 10.1249/00005768-199301000-00012
- 784 Jung, H., & Chang, C. (2015). Is obesity related to deteriorating mental health of the U.S.
785 working-age population? *Journal of Behavioral Medicine*, 38, 81-90.
786 doi: 10.1007/s10865-014-9580-7
- 787 Kiernan, M., King, A. C., Stefanick, M. L., & Killen, J. D. (2001). Men gain additional
788 psychological benefits by adding exercise to a weight-loss program. *Obesity*
789 *Research*, 9, 770-777.
- 790 Lasikiewicz, N., Myrissa, K., Hoyland, A., & Lawton, C. L. (2014). Psychological benefits of
791 weight loss following behavioural and/or dietary weight loss interventions: A
792 systematic research review. *Appetite*, 72, 123-137.
793 <http://dx.doi.org/10.1016/j.appet.2013.09.017>
- 794 Levy, S. S., & Ebbeck, V. (2005). The exercise and self-esteem model in adult women: The
795 inclusion of physical acceptance. *Psychology of Sport and Exercise*, 6, 571-584.
796 doi:10.1016/j.psychsport.2004.09.003

- 797 Magallares, A., & Pais-Ribeiro, J. L. (2014). Mental health and obesity: A meta-analysis.
798 *Applied Research in Quality of Life*, 9, 295-308. doi: 10.1007/s11482-013-9226-x
- 799 Martin Ginis, K. A., Strong, H. A., Arent, S. M., Bray, S. R., Bassett-Gunter, R. L. (2014).
800 The effects of aerobic- versus strength-training on body image among young women
801 with pre-existing body image concerns. *Body Image*, 11, 219-227. Retrieved from
802 <http://dx.doi.org/10.1016/j.bodyim.2014.02.004>
- 803 McAuley, E., Blissmer, B., Katula, J., Duncan, S.C., & Mihalko, S.L. (2000). Physical
804 activity, self-esteem, and self efficacy relationships in older adults: A randomized
805 controlled trial. *Annals of Behavioral Medicine*, 22, 131-139.
- 806 McAuley, E., Elavsky, S., Motl, R. W., Konopack, J. F., & Hu, L., & Marquez, D. X. (2005).
807 Physical activity, self-efficacy, and self-esteem: Longitudinal relationships in older
808 adults. *Journals of Gerontology – Series B: Psychological Sciences and Social
809 Sciences*, 60, P268-P275.
- 810 McAuley, E., Mihalko, S. L., & Bane, S. M. (1997). Exercise and self-esteem in middle-aged
811 adults: Multidimensional relationships and physical fitness and self-efficacy
812 influences. *Journal of Behavioral Medicine*, 20, 67-83.
813 doi: 10.1023/A:1025591214100
- 814 Messier, V., Rabasa-Lhoret, R., Doucet, E., Brochu, M., Lavoie, J. M., Karelis, A., et al.
815 (2010). Effects of the addition of a resistance training programme to a caloric
816 restriction weight loss intervention on psychosocial factors in overweight and obese
817 post-menopausal women: A Montreal Ottawa New Emerging Team study. *Journal of
818 Sports Sciences*, 28, 83-92. doi: 10.1080/02640410903390105
- 819 Noack, P., Kauper, T., Benbow, A. E. F., & Eckstein, K. (2013). Physical self-perceptions
820 and self-esteem in adolescents participating in organized sports and religious groups.
821 *European Journal of Developmental Psychology*, 10, 663-675.

- 822 doi: 10.1080/17405629.2013.777663
- 823 Palmeira, A. L., Markland, D. A., Silva, M. N., Branco, T. L., Martins, S. C., Minderico, C.
824 S., ...Teixeira, P. J. (2009). Reciprocal effects among changes in weight, body image,
825 and other psychological factors during behavioral obesity treatment: A mediation
826 analysis. *International Journal of Behavioral Nutrition and Physical Activity*, 6, 9.
827 doi: 10.1186/1479-5868-6-9
- 828 Palmeira, A. L., Branco, T. L., Martins, S. C., Minderico, C. S., Silva, M. N., Vieira, P. N.,
829 ...Teixeira, P. J. (2010). Change in body image and psychological well-being during
830 behavioral obesity treatment: Associations with weight loss and maintenance. *Body
831 Image*, 7, 187-193. doi: 10.1016/j.bodyim.2010.03.002
- 832 Preacher, K. J., & Hayes, A. F. (2008). Asymptotic and resampling strategies for assessing
833 and comparing indirect effects in multiple mediator models. *Behavior Research
834 Methods*, 40, 879-891. doi: 10.3758/BRM.40.3.879
- 835 Ratcliffe, D., & Ellison, N. (2015). Obesity and internalized weight stigma: A formulation
836 model for an emerging psychological problem. *Behavioural and Cognitive
837 Psychotherapy*, 43, 239-252. doi: 10.1017/S1352465813000763
- 838 Rhodes, R. E., & Blanchard, C. M. (2007). What do confidence items measure in the
839 physical activity domain? *Journal of Applied Social Psychology*, 37, 759-774.
840 doi: 10.1111/j.1559-1816.2007.00184.x
- 841 Richardson, J. T. E. (2011). Eta squared and partial eta squared as measures of effect size in
842 educational research. *Educational Research Review*, 6, 135-147.
843 doi: 10.1016/j.edurev.2010.12.001
- 844 Robins, R. W., Trzesniewski, K. H., Tracy, J. L., Gosling, S. D., & Potter, J. (2002). Global
845 self-esteem across the life span. *Psychology and Aging*, 17, 423-434.
846 doi: 10.1037//0882-7974.17.3.423

- 847 Rosenberg, M. (1979). *Conceiving the self*. New York, NY: Basic Books.
- 848 Shavelson, R. J., Hubner, J. J., & Stanton, G. C. (1976). Self-concept: Validation of construct
849 interpretations. *Review of Educational Research*, 46, 407-441.
- 850 Sonstroem, R. J. (1998). Physical self-concept: Assessment and external validity.
851 *Exercise and Sports Sciences Reviews*, 26, 133-164.
- 852 Sonstroem, R. J., Harlow, L. L., & Josephs, L. (1994). Exercise and self-Esteem: Validity of
853 model expansion and exercise associations. *Journal of Sport and Exercise*
854 *Psychology*, 16, 29-42.
- 855 Sonstroem, R. J., & Morgan, W. P. (1989). Exercise and self-esteem: Rationale and model.
856 *Medicine and Science in Sports and Exercise*, 21, 329-337.
- 857 Sonstroem, R. J., & Potts, S. A. (1996). Life adjustment correlates of physical self-concepts.
858 *Medicine and Science in Sports and Exercise*, 28, 619-625.
859 doi: 10.1097/00005768-199605000-00014
- 860 Teixeira, P. J., Going, S. B., Houtkooper, L. B., Cussler, E. C., Metcalfe, L. L., Blew, R. M.,
861 et al. (2004). Pretreatment predictors of attrition and successful weight management
862 in women. *International Journal of Obesity*, 28, 1124-1133.
863 doi: 10.1038/sj.ijo.0802727
- 864 Teixeira, P. J., Going, S. B., Hootkooper, L. B., Cussler, E. C., Metcalfe, L. L., Blew, R. M.,
865 ... Lohman, T. G. (2006). Exercise motivation, eating, and body image variables as
866 predictors of weight control. *Medicine and Science in Sports and Exercise*, 38, 179-
867 188. doi: 10.1249/01.mss.0000180906.10445.8d
- 868 Teixeira, P. J., Silva, M. N., Coutinho, S. R., Palmeira, A. L., Mata, J., Vieira, P.
869 N., Sardinha, L. B. (2010). Mediators of weight loss and weight loss maintenance
870 in middle-aged women. *Obesity (Silver Spring)*, 18, 725-735.
871 doi: 10.1038/oby.2009.281

- 872 Van de Vliet, P., Knapen, J., Onghena, P., Fox, K. R., David, A., Morres, I. ...Pieters, G.
873 (2002). Relationships between self-perceptions and negative affect in adult Flemish
874 psychiatric in-patients suffering from mood disorders. *Psychology of Sport and*
875 *Exercise, 3*, 309-322. doi: 10.1016/S1469-0292(01)00023-1
- 876 Vlachopoulos, S. P., Leptokaridou, E. T., & Fox, K. R. (2014). Development and initial
877 evidence of validity of a short form of the Physical Self-Perception Profile for Greek
878 adults. *International Journal of Sport and Exercise Psychology, 12*, 166-184.
879 doi: 10.1080/1612197X.2014.880261
- 880 Williams, D. M. (2010). Outcome expectancy and self-efficacy: Theoretical implications of
881 an unresolved contradiction. *Personality and Social Psychology Review, 14*, 417-425.
882 doi: 10.1177/1088868310368802
- 883 Wuorinen, E. C. (2014). The psychophysical connection between exercise, hunger, and
884 energy intake. *American Journal of Lifestyle Medicine, 8*, 159-163.
885 doi: 10.1177/1559827613520526
- 886
887
888
889
890
891
892
893
894
895
896
897
898
899
900

Figure Captions

901
902
903
904
905
906
907
908
909
910
911
912
913
914
915
916
917
918
919
920
921
922
923
924
925

Figure 1. The exercise and self-esteem model tested in the present study.

Figure 2. Participant flowchart.

Figure 3. Graphs depicting mean levels of EXSEM variables for each of the control and experimental groups separately for women with obesity. Black lines represent the control group; grey lines represent the experimental group.

Figure 4. Results of mediation analyses of the EXSEM. Coefficients represent effects of self-efficacy on sub-domain self-perceptions and physical self-worth. SPORT = perceived sport competence; BODY = perceived body attractiveness; COND = perceived physical condition; STREN = perceived physical strength; PSW = physical self-worth. T2 = Time 2; T3 = Time 3; T4 = Time 4. ** $p < .01$.

Figure 5. Results of mediation analyses of the EXSEM. Coefficients represent effects of sub-domain self-perceptions on physical self-worth and global self-esteem. SPORT = perceived sport competence; BODY = perceived body attractiveness; COND = perceived physical condition; STREN = perceived physical strength; PSW = physical self-worth; GSE = global self-esteem. T2 = Time 2; T3 = Time 3; T4 = Time 4. * $p < .05$, ** $p < .01$.

Fig. 1

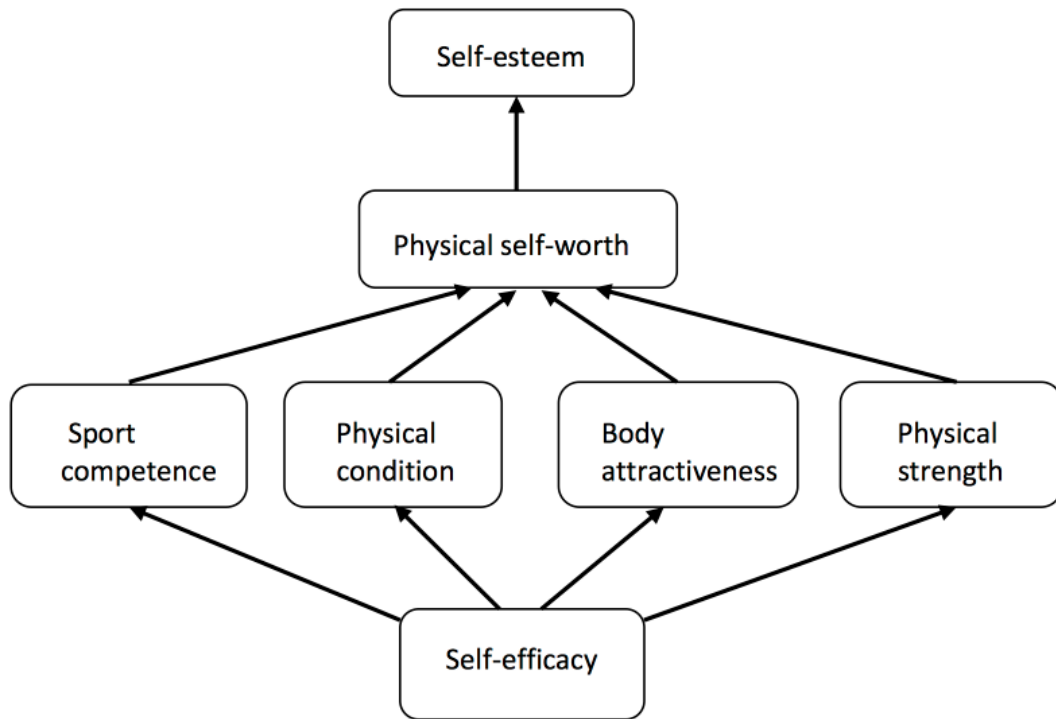


Fig. 2

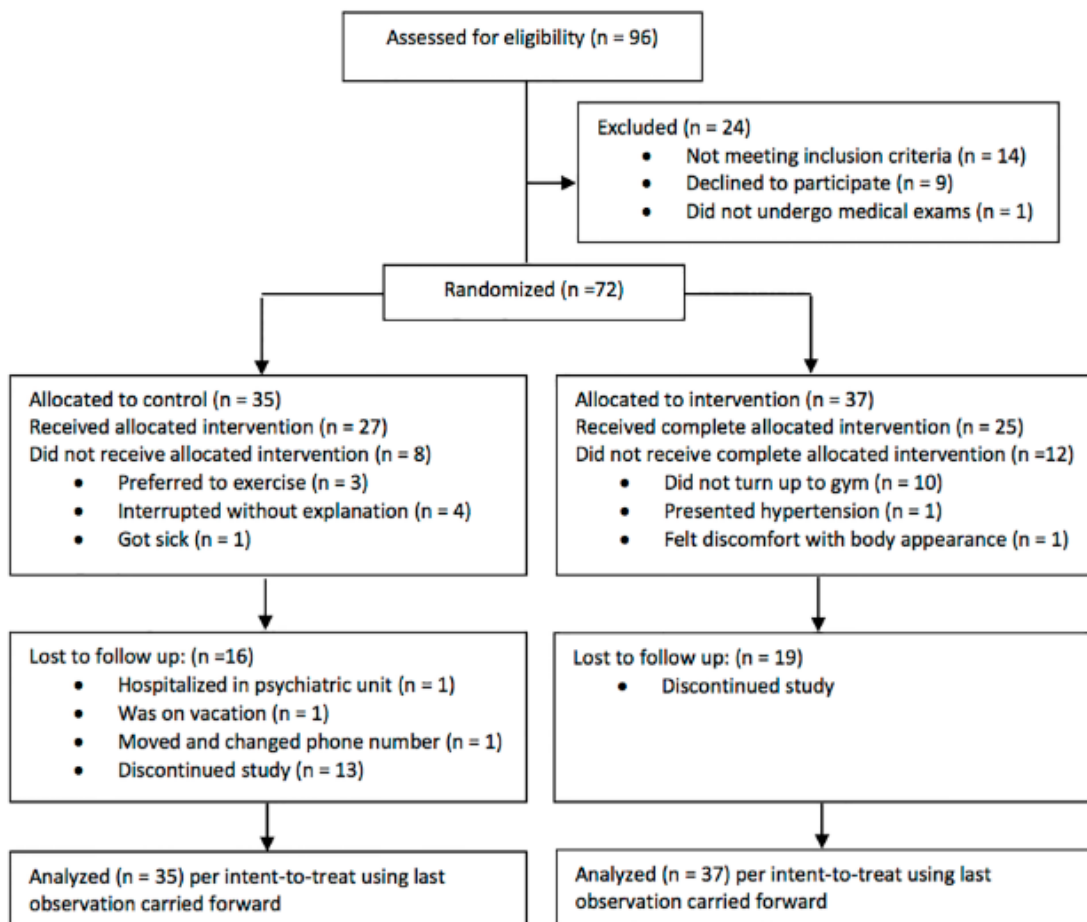


Fig.3

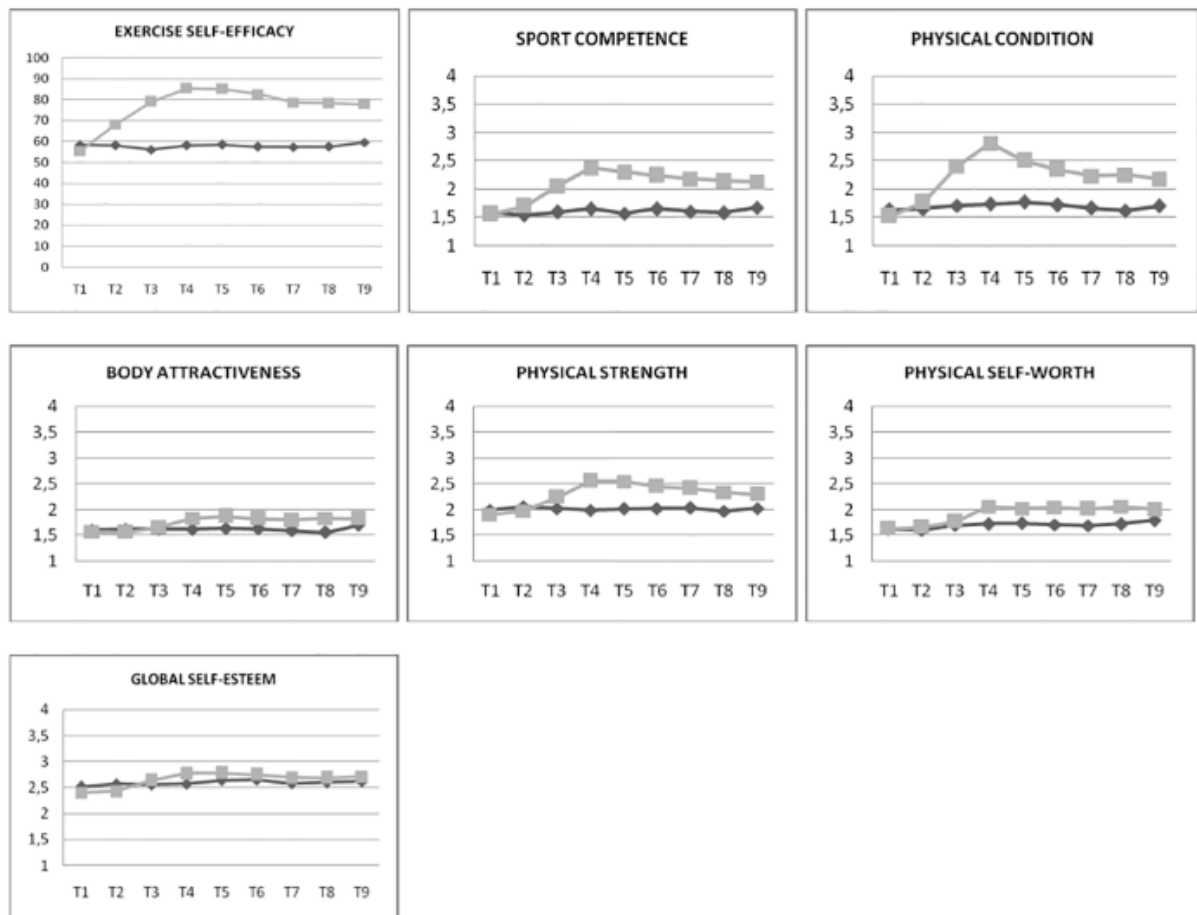


Fig. 4

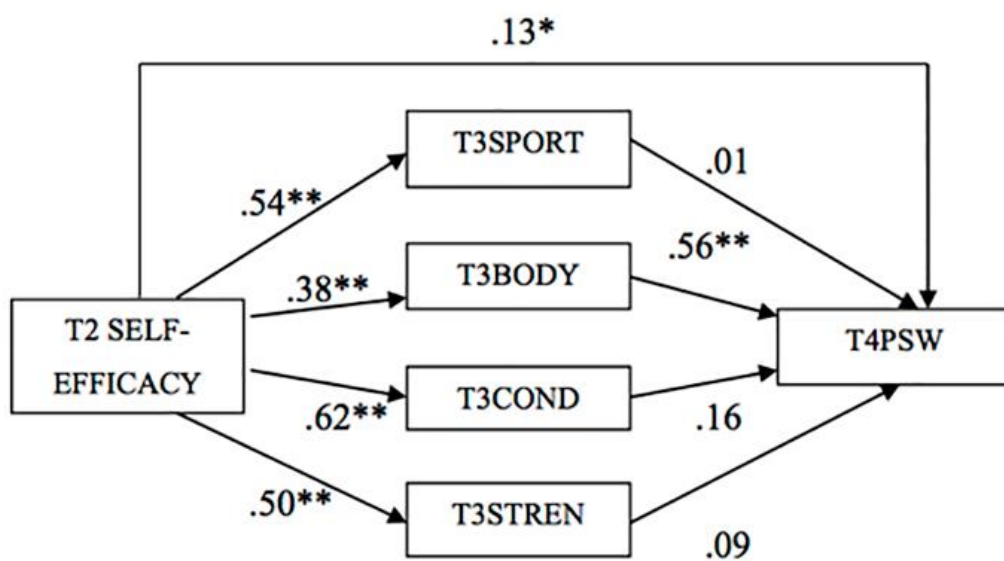


Fig. 5

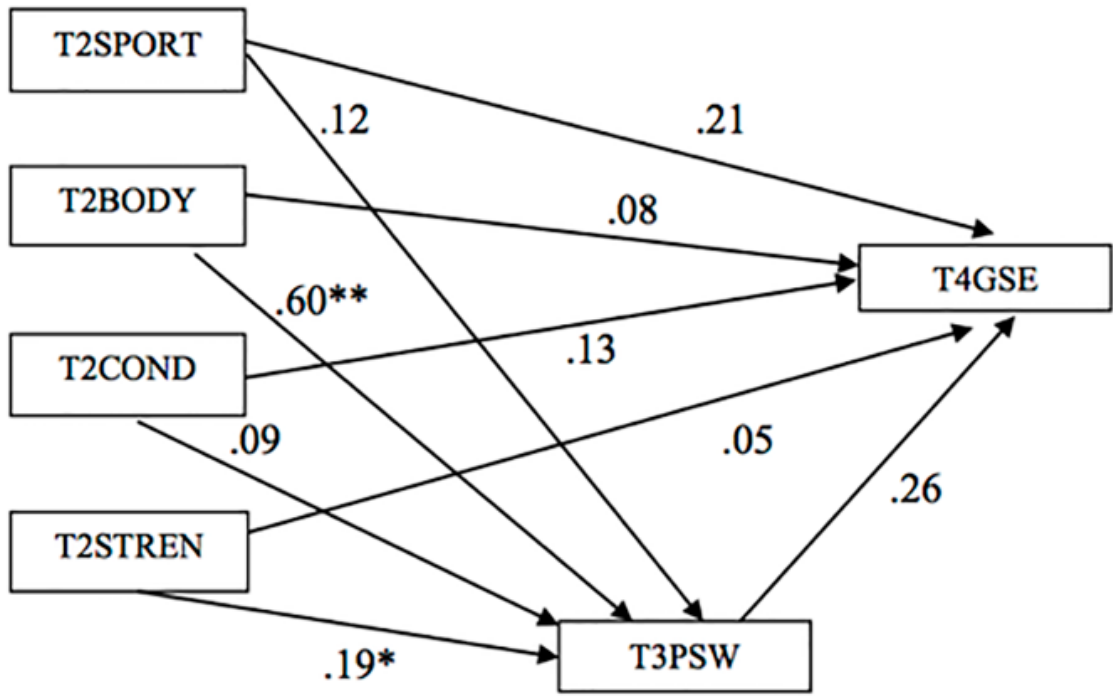


Table 1

Baseline characteristics of the study participants by trial arm

Variables	Control group (<i>n</i> = 35)		Experimental group (<i>n</i> = 37)	
	<i>M</i>	<i>SD</i>	<i>M</i>	<i>SD</i>
Age	32.22	8.84	32.70	7.27
Height (cm)	164.80	6.63	168.37	6.73
Weight (Kg)	101.00	14.87	101.81	15.71
BMI	37.14	4.74	35.84	4.59
Waist circumference	111.25	11.98	109.16	13.77
Hip circumference	127.28	12.20	126.48	12.76
T1 Weekly frequency of strenuous exercise	0.51	1.37	0.24	0.72
T1 Weekly frequency of moderate exercise	0.68	1.45	0.56	1.46
T1 Weekly frequency of mild exercise	1.14	1.78	0.56	1.55

Table 2

Descriptive statistics and Pearson's correlations between the study variables on Time 1 measurement occasion.

Variables	<i>M</i>	<i>SD</i>	1	2	3	4	5	6	7	8	9	10
1. T1Exercise self-efficacy	56.80	26.34	—									
2. T1Body attractiveness	1.58	0.61	.54**	—								
3. T1Physical strength	1.94	0.80	.56**	.43**	—							
4. T1Sport competence	1.57	0.65	.60**	.45**	.56**	—						
5. T1Physical condition	1.57	0.55	.71**	.54**	.58**	.66**	—					
6. T1Physical self-worth	1.63	0.72	.56**	.81**	.51**	.49**	.62**	—				
7. T1Global self-esteem	2.46	0.59	.75**	.53**	.50**	.51**	.61**	.60**	—			
8. Age	32.47	8.02	-.39**	-.28*	-.04	-.16	-.36*	-.11	-.24*	—		
9. Exercise frequency	3.00	1.58	.74*	.13	-.06	.87*	.51	.02	.69*	-.60	—	
10. BMI	36.47	4.67	-.67*	-.49**	-.48**	-.50**	-.60**	-.46**	-.67**	.36**	-.24	—
11. Waist-to-hip ratio	0.86	0.07	-.32*	-.21	-.11	-.15	-.29*	-.67**	-.27*	.43**	-.56	.21

Note: * $p < .05$; ** $p < .01$. Values are based on the data set with completed missing values using the LOCF principle. Responses are provided on a 1-4 Likert scale except for exercise self-efficacy where responses are provided on a 0-100 scale. BMI = Body mass index. Correlations with exercise frequency are based on data from nine participants.

Table 3

Unadjusted means and standard deviations of study variables for each measurement occasion across the control and experimental groups for women with obesity

	EXSE		BODY		STREN		SPORT		COND		PSW		GSE	
	<i>M</i>	<i>SD</i>	<i>M</i>	<i>SD</i>	<i>M</i>	<i>SD</i>	<i>M</i>	<i>SD</i>	<i>M</i>	<i>SD</i>	<i>M</i>	<i>SD</i>	<i>M</i>	<i>SD</i>
T1 Control	58.23	25.75	1.60	0.63	1.99	0.75	1.58	0.61	1.63	0.54	1.62	0.69	2.52	0.58
T1 Experimental	55.45	27.18	1.57	0.61	1.90	0.85	1.56	0.69	1.52	0.57	1.63	0.76	2.40	0.59
T2 Control	58.09	26.51	1.62	0.64	2.06	0.87	1.54	0.60	1.65	0.52	1.60	0.60	2.57	0.60
T2 Experimental	68.10	24.61	1.56	0.62	1.97	0.84	1.70	0.77	1.77	0.65	1.66	0.72	2.43	0.56
T3 Control	56.09	26.46	1.62	0.62	2.02	0.85	1.59	0.64	1.71	0.60	1.70	0.71	2.56	0.64
T3 Experimental	79.09	21.38	1.65	0.72	2.24	0.80	2.06	0.82	2.41	0.67	1.77	0.77	2.64	0.58
T4 Control	58.09	27.53	1.62	0.69	1.99	0.84	1.65	0.48	1.73	0.51	1.72	0.65	2.57	0.61
T4 Experimental	85.31	20.56	1.83	0.70	2.56	0.88	2.37	0.80	2.81	0.77	2.06	0.77	2.77	0.57
T5 Control	58.42	27.26	1.64	0.62	2.01	0.69	1.57	0.48	1.77	0.58	1.73	0.63	2.64	0.56
T5 Experimental	85.09	20.21	1.87	0.67	2.55	0.83	2.30	0.79	2.50	0.71	2.02	0.76	2.78	0.55
T6 Control	57.52	27.18	1.63	0.64	2.02	0.73	1.65	0.48	1.72	0.56	1.71	0.63	2.65	0.58
T6 Experimental	82.70	20.44	1.82	0.72	2.45	0.87	2.24	0.77	2.35	0.79	2.04	0.75	2.75	0.53
T7 Control	57.33	27.51	1.59	0.60	2.03	0.73	1.60	0.55	1.66	0.55	1.69	0.66	2.58	0.67
T7 Experimental	78.55	22.59	1.79	0.69	2.42	0.83	2.18	0.83	2.23	0.79	2.01	0.74	2.70	0.61
T8 Control	57.57	27.66	1.56	0.60	1.97	0.76	1.58	0.49	1.62	0.55	1.72	0.70	2.60	0.66
T8 Experimental	78.15	22.20	1.83	0.70	2.34	0.91	2.14	0.78	2.25	0.88	2.06	0.78	2.69	0.55
T9 Control	59.57	27.32	1.70	0.64	2.02	0.73	1.67	0.56	1.70	0.58	1.79	0.73	2.62	0.67
T9 Experimental	77.70	23.41	1.82	0.75	2.29	0.91	2.13	0.80	2.18	0.86	2.00	0.81	2.71	0.56

Note: Values are based on the data set with completed missing values using the LOCF principle. Times 2, 3, and 4 represent early intervention, mid-intervention, and end-of-intervention measurements, respectively. Times 5, 6, 7, 8, and 9 represent follow-up measurements at 1 month, 3 months, 6 months, 9 months, and 12 months, respectively. EXSE = exercise self-efficacy; BODY = body attractiveness; STREN = physical strength; SPORT = sport competence; COND = physical condition; PSW = physical self-worth; GSE = global self-esteem.

Table 4

Indirect effects of self-efficacy (IV) on physical self-worth (DV) through four sub-domain self-perceptions (M)

	Bootstrap effect		Bias corrected C.I.'s for unstandardized effects	
	Unstandardized	Standardized	Lower	Upper
M1: SPORT T3	.0002	.01	-.01	.005
M2: BODY T3	.01	.21	.003	.01
M3: COND T3	.003	.10	-.002	.01
M4: STREN T3	.001	.05	-.002	.01

Note: IV = independent variable; DV = dependent variable; M = mediator. CI = confidence interval. SPORT = Sport competence; BODY = Body attractiveness; COND = Physical condition; STREN = Physical strength. T3 = Time 3.

Table 5

Indirect effects of four sub-domain perceptions (IV) on global self-esteem (DV) through physical self-worth (M)

	Bootstrap effect		Bias corrected C.I.'s for unstandardized effects	
	Unstandardized	Standardized	Lower	Upper
IV1: SPORT T2	.03	.03	-.02	.19
IV2: BODY T2	.15	.15	-.04	.41
IV3: COND T2	.02	.02	-.03	.14
IV4: STREN T2	.03	.05	-.002	.14

Note: IV = independent variable; DV = dependent variable; M = mediator. CI = confidence interval. SPORT = Sport competence; BODY = Body attractiveness; COND = Physical condition; STREN = Physical strength. T2 = Time 2.