





STUDY PROTOCOL

# Cohort study protocol: Bioresource in Adult Infectious Diseases (BioAID) [version 1; referees: 2 approved]

Laura J. Shallcross <sup>1</sup>, Alexander Mentzer <sup>2</sup>, Saadia Rahman<sup>3</sup>, Graham S. Cooke<sup>4</sup>, Shiranee Sriskandan<sup>4,5</sup>, Mahdad Noursadeghi<sup>6,7</sup>

<sup>1</sup>Institute of Health Informatics, University College London, London, NW1 2DA, UK

<sup>2</sup>Wellcome Trust Centre for Human Genetics and the Jenner Institute, University of Oxford, Oxford, UK

<sup>3</sup>Biomedical Research Centre, Great Ormond Street Hospital for Children, London, WC1N 1EH, UK

<sup>4</sup>Department of Medicine, Imperial College London, London, SW7 2AZ, UK

<sup>5</sup>NIHR Health Protection Unit in Antimicrobial Resistance and Healthcare Acquired Infection, Imperial College London, London, UK

<sup>6</sup>Division of Infection and Immunity, UCL, London, UK

<sup>7</sup>National Institute of Health Research Biomedical Research Centre, UCLH/UCL, London, UK

**v1** First published: 08 Aug 2018, 3:97 (doi: [10.12688/wellcomeopenres.14690.1](https://doi.org/10.12688/wellcomeopenres.14690.1))

Latest published: 08 Aug 2018, 3:97 (doi: [10.12688/wellcomeopenres.14690.1](https://doi.org/10.12688/wellcomeopenres.14690.1))

## Abstract



**Introduction:** Infectious diseases have a major impact on morbidity and mortality in hospital. Microbial diagnosis remains elusive for most cases of suspected infection which impacts on the use of antibiotics. Rapid advances in genomic technologies combined with high-quality phenotypic data have great potential to improve the diagnosis, management and clinical outcomes of infectious diseases. The aim of the Bioresource in Adult Infectious Diseases (BioAID) is to provide a platform for biomarker discovery, trials and clinical service developments in the field of infectious diseases, by establishing a registry linking clinical phenotype to microbial and biological samples in adult patients who attend hospital with suspected infection.


**Methods and analysis:** BioAID is a cohort study which employs deferred consent to obtain an additional 2.5mL RNA blood sample from patients who attend the Emergency Department (ED) with suspected infection when they undergo peripheral blood culture sampling. Clinical data and additional biological samples including DNA, serum and microbial isolates are obtained from BioAID participants during hospital admission. Participants are also asked to consent to be recalled for future studies. BioAID aims to recruit 10,000 patients from 5-8 sites across England. Since February 2014 >4000 individuals have been recruited to the study. The final cohort will be characterised using descriptive statistics including information on the number of cases that can be linked to biological and microbial samples to support future research studies. Ethical approval and section 251 exemption have been obtained for BioAID researchers to seek deferred consent from patients from whom a RNA specimen has been collected. Samples and meta-data obtained through BioAID will be made available to researchers worldwide following submission of an application form and research protocol.

**Conclusions:** BioAID will support a range of study designs spanning discovery science, biomarker validation, disease pathogenesis and epidemiological analyses of clinical infection syndromes.

## Open Peer Review

Referee Status:  

	Invited Referees	
	1	2
<b>version 1</b> published 08 Aug 2018	 report	 report

1 **Emma Thomson** , MRC-University of Glasgow Centre for Virus Research, UK

2 **Thomas Evans** , University of Glasgow, UK

## Discuss this article

Comments (0)

## Keywords

bioresource; infectious diseases, emergency department, genomics, diagnostics, epidemiology, microbiology, bacterial infection

**Corresponding author:** Laura J. Shallcross ([l.shallcross@ucl.ac.uk](mailto:l.shallcross@ucl.ac.uk))

**Author roles:** **Shallcross LJ:** Methodology, Writing – Original Draft Preparation; **Mentzer A:** Methodology, Writing – Review & Editing; **Rahman S:** Methodology, Writing – Review & Editing; **Cooke GS:** Conceptualization, Methodology, Writing – Review & Editing; **Sriskandan S:** Conceptualization, Methodology, Writing – Review & Editing; **Noursadeghi M:** Conceptualization, Methodology, Writing – Review & Editing

**Competing interests:** No competing interests were disclosed.

**Grant information:** This work is supported by the Wellcome Trust through an Investigator Award to MN [207511/Z/17/Z]. BioAID is supported by the UCLH/UCL NIHR Biomedical Research Centre, the Imperial College NHS Trust NIHR Biomedical Resource Centre, the NIHR Health Protection Research Unit in Antimicrobial Resistance and Healthcare Acquired Infection and the Imperial College MedTech and In Vitro Diagnostics Co-operative. LS is supported by a NIHR Fellowship (CS-2016-16-007). GC holds an NIHR Research Professorship. *The funders had no role in study design, data collection and analysis, decision to publish, or preparation of the manuscript.*

**Copyright:** © 2018 Shallcross LJ *et al.* This is an open access article distributed under the terms of the [Creative Commons Attribution Licence](#), which permits unrestricted use, distribution, and reproduction in any medium, provided the original work is properly cited.

**How to cite this article:** Shallcross LJ, Mentzer A, Rahman S *et al.* **Cohort study protocol: Bioresource in Adult Infectious Diseases (BioAID) [version 1; referees: 2 approved]** Wellcome Open Research 2018, 3:97 (doi: [10.12688/wellcomeopenres.14690.1](https://doi.org/10.12688/wellcomeopenres.14690.1))

**First published:** 08 Aug 2018, 3:97 (doi: [10.12688/wellcomeopenres.14690.1](https://doi.org/10.12688/wellcomeopenres.14690.1))

## Introduction

Adult infectious diseases have a major impact on morbidity and mortality in hospitals worldwide<sup>1-3</sup>. These trends are driven by demographic changes associated with an ageing population, widespread use of immunosuppressive therapies and complex surgery in routine healthcare, and the emergence of new and drug-resistant pathogens. Although the use of molecular diagnostics has brought advances in the management of infectious diseases<sup>4,5</sup>, for most cases of infection in hospital the microbial cause of unselected febrile illnesses remains elusive. Consequently empiric treatment decisions are based on clinical and epidemiological knowledge of infectious disease syndromes. Technological advances in genomics, transcriptomics, proteomics and metabolomics combined with high-quality data on clinical phenotype have great potential to improve the diagnosis and management of infectious diseases. Bio-resources have already been established for specific infections such as HIV and HCV<sup>6,7</sup>. There are no other studies, to our knowledge, that set out to recruit unselected patients presenting acutely to hospital with suspected infection. Few studies have investigated diagnosis of infection in the emergency department (ED) population<sup>8-10</sup>, reflecting the difficulty in obtaining samples and consent in the acute setting and this creates an imbalance in the ability to undertake research in the field of acute infection. Innovation in this field is contingent on access to high-quality clinical data linked to prospective collection of biological samples.

BioAID has been established as a registry of unselected patients who present to the ED with suspected infectious diseases. The Bioresource is part of the Department of Health's National Institute for Health Research [Bioresource Programme](#) which provides a registry of healthy volunteers and patients who have been consented for recall by virtue of genotype or phenotype to participate in secondary studies.

## Methods and analysis

### Aim of the study

BioAID has established a network of UK hospitals which provide the infrastructure for infectious disease research by linking clinical phenotype to microbial and biological samples. This will support the development and evaluation of novel diagnostic and risk stratification tools based on the application of emerging technologies for biomarker discovery and the conduct of clinical trials and service developments. The Bioresource also provides a platform for studies which investigate the genetic and immunological basis for host susceptibility to infectious diseases, which is likely to have a bearing on vaccine development.

### Choice of study design

A cohort design with deferred consent was selected due to the need to sample patients prospectively, the difficulties associated with obtaining genuine informed consent in the ED, and our desire to sample an unselected group of patients with suspected infectious diseases. Clinical data were extracted by a combination of medical note review and extraction of data from electronic health records deemed to be the most efficient and cost-effective method to obtain detailed and reliable information from a large number of participants across multiple sites.

## Study sites

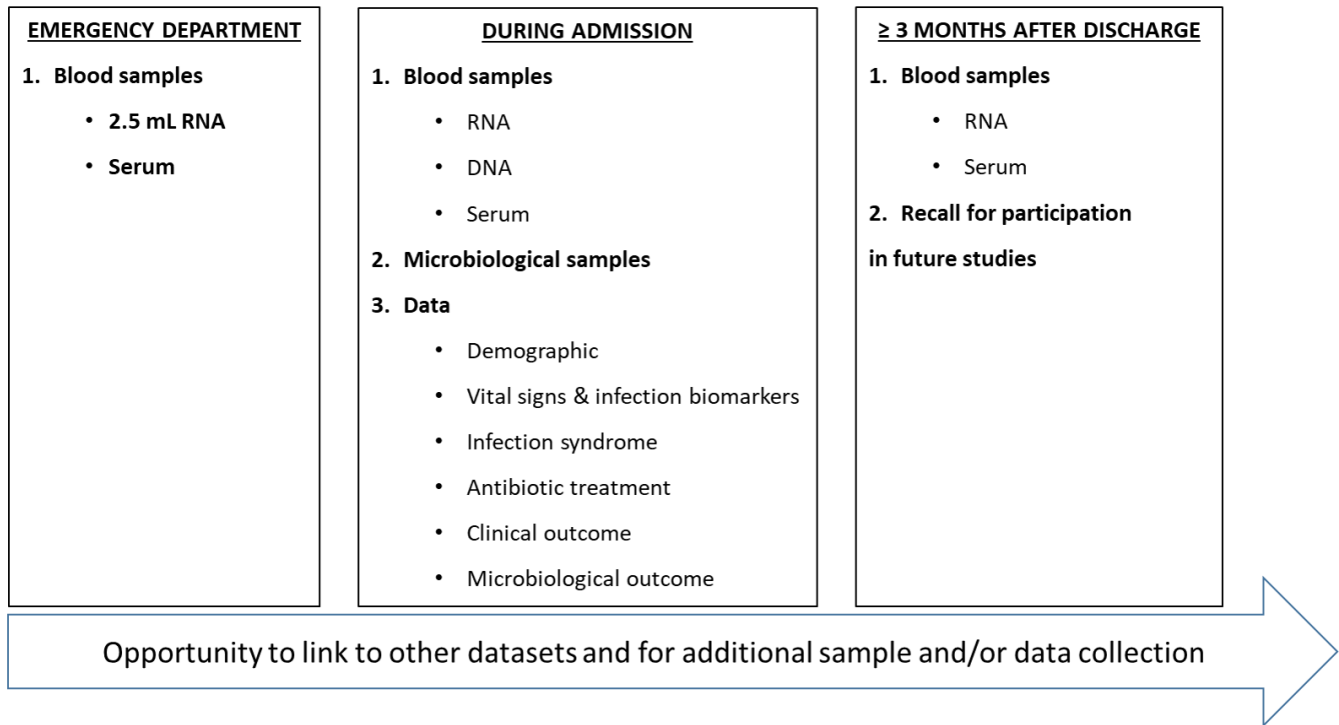
BioAID was originally established in 2014 in London across five National Institute of Health Research (NIHR) Comprehensive Biomedical Research Centres (BRC's). To date, patients are being recruited at two centres (University College London Hospital (UCLH) and Imperial College Healthcare NHS Trust, ICHT, the latter comprising three main sites with two EDs. Queen Elizabeth Hospital Birmingham (QEHB) will join BioAID in 2018 establishing a site outside of London. The proportion of patients who have blood culture sampling in the ED and are subsequently recruited to BioAID is estimated to be 15–20% across the ICHT sites and UCLH and the majority of these patients have been admitted to hospital. Both sites are London teaching hospitals which serve urban and ethnically diverse populations. The first samples were collected from individuals at UCLH in February 2014.

## Patient recruitment and consent

Individuals aged > 16 years with suspected infection are eligible for inclusion in BioAID provided they undergo peripheral blood sampling for microbial culture, which is part of routine clinical assessment, contemporaneous with collection of an additional 2.5mL RNA blood sample in the ED, [Figure 1](#). Within the following 72 hours, clinical research staff approach all participants from whom a RNA sample has been collected in order to invite them to take part in the study, provide detailed information on the study, and obtain informed written consent. Informed consent is sought by telephone from patients who have not been admitted to hospital, but have provided a RNA sample, as well as those who have been admitted but discharged before consent could be obtained. Importantly, informed consent is also sought by telephone from the next of kin in the case of patients who have died but have provided a RNA sample at the time of blood cultures being drawn. Consent is also sought for participants to be recalled to participate in future research studies. The acceptability of this approach was investigated at University College London Hospital in the FEVER study<sup>11</sup>, and was deemed to be acceptable to both patients and their relatives.

## Collection and retrieval of biological samples

Serum samples obtained as part of routine care at the time of admission, but surplus to diagnostic requirements are also retrieved for the BioAID collection. DNA and additional RNA sample are collected during the patient's admission to hospital, usually within 72 hours ([Table 1](#)). RNA samples will be used primarily to evaluate host responses to infection at the transcriptional level. The paired RNA samples will be used to investigate whether the timing of the sample impacts on blood transcriptional profiles. Serum samples will be available to evaluate host responses to infection by proteomic and metabolomic profiling, as well as serological assays and quantitation of cytokine responses. DNA extraction provides the opportunity for future research studies investigating host genetic variants associated with the response to infection. Microbial isolates derived from specimens obtained during admission are retrieved from the laboratory and stored, laying the foundation for future studies of infection surveillance, diagnosis, pathogen evolution and genomics, disease pathogenesis and host-pathogen interaction.



**Figure 1.** Collection of data and samples in BioAID.

**Table 1.** Overview of the sampling in BioAID.

Time since admission	Blood sample	Volume	Use
Presentation	RNA preservation tube	2.5mL	RNA extraction
	Serum (clot activator)	2-4mL	Serum analytes Acute serum
Throughout hospital stay	Various microbiological samples	Urine, Stool Throat swab, sputum etc.	Microbe identification
Within 1 week of presentation	RNA preservation tube	2.5mL	RNA extraction
	PAXgene / EDTA	8.5mL/10mL	DNA extraction
3 months after presentation	RNA preservation tube	2.5mL	RNA extraction
	Serum (clot activator)	5mL	Convalescent serum

Participants are invited to attend the hospital for a follow-up visit three months after admission when convalescent serum and RNA samples may also be obtained.

#### Handling of biological samples

RNA samples are collected in Tempus™ tubes and transferred to the microbiology laboratory with the blood culture samples. If deferred consent is obtained, the RNA sample is re-labelled with a study identifier in place of the patient identification label. If informed consent is not provided specimens are destroyed. All RNA and DNA samples are labelled with the study identifier and stored at -80°C. Microbial isolates and sera obtained from the patient during hospital admission are retrieved

from the laboratory, re-labelled with the study identifier and stored at -80°C. All participants and samples are registered in the Bioresource database.

#### Extraction of clinical data from the medical records

A standardised case reporting form ([Supplementary File 1](#)) is used by a member of the clinical research team at each site to extract data from the medical record and/or data are extracted directly from the electronic medical record. This includes demographic information (age, gender, ethnicity); vital signs and clinical scores at admission; laboratory biomarkers for infection; syndrome of infection; antibiotic treatment; microbiological culture results and sensitivities for blood and other samples; and clinical

outcome (duration of hospital admission, ICD-10 coded diagnosis on discharge, admission to intensive care, death). Sample type is classified according to the microbiology bench where the sample was processed. Antibiotic treatment was classified according to the antimicrobial section of the [British National Formulary](#) and microbiological culture results are classified by species.

Data are transcribed by the research team into the research database which has been developed using [REDCap](#) electronic data capture tools hosted at UCLH and ICHT. REDCap (Research Electronic Data Capture) is a secure, web-based application designed to support data capture for research studies providing 1) an intuitive interface for data entry; 2) audit trails for tracking data manipulation and export procedures; 3) automated export procedures for seamless data downloads to common statistical packages; and 4) procedures for importing data from external sources<sup>12</sup>.

### Statistical analysis and sample size

BioAID aims to recruit 10,000 patients over 8 years across 5–8 participating centres. These estimates are based on pilot data from the FEVER study at UCLH<sup>11</sup>. Novel genetic variants associated with infection related phenotypes have commonly required sample sizes ranging from 1000–5000 individuals in order to detect clinically meaningful associations between variant and phenotype<sup>13</sup>. Larger sample sizes would be expected to enable detection of smaller genetic effects (risk ratios < 2.0). This Bioresource would therefore be expected to contribute to such studies assessing susceptibility to infection or survival following sepsis. Based on preliminary data from the Bioresource, we anticipate recruiting approximately 2500 cases of respiratory tract infection, 2000 cases of urinary tract infection syndromes and 1000 cases with bacteraemia.

The Bioresource has been established to address a range of research questions from discovery science through the clinical trials and consequently we have not stipulated a single outcome measure. We will first summarise the clinical and epidemiological characteristics of the cohort, specifying the primary outcome as the proportion of individuals in whom a microbial diagnosis is achieved, stratified by clinical infection syndrome (respiratory, urinary tract, skin and soft tissue, systemic with no foci of infection). Secondary outcomes will include: estimating the sensitivity, specificity, positive and negative predictive values of a syndromic diagnosis of infection in the ED compared to diagnostic coding at discharge from hospital; identification of clinical and epidemiological factors associated with adverse outcomes including length of stay, admission to intensive care, death; and predictors of bacteraemia. Future studies based on data and/or samples from this cohort will be required to submit a full proposal and analysis plan before being granted access to data and/or samples.

### Patient and public involvement

The BioAID protocol was developed with advice from the UCL Partnership Public Engagement Patient Panel. This group provided particular input on the issue of deferred consent and have continued to be involved as members of the BioAID Advisory Board.

### BioAID governance

BioAID is overseen by an executive committee comprising the PI's from each participating site, and meets quarterly to review progress and recruitment and to process applications for access to data and samples.

### Ethical approvals

A specific aim of BioAID is to obtain RNA samples before treatment commences because transcriptional profiles can be modified by antimicrobial or other treatments and there is increasing interest in host responses as part of diagnosis in infection<sup>14–16</sup>. Given the clinical necessity to initiate treatment for patients urgently (typically within 1–2 hours), and the fact that patients may have impaired consciousness or be distressed, it is rarely possible to obtain genuine informed consent from patients before collecting blood for RNA and, should it be possible, there would be significant biases in the patients recruited. Ethical approval and section 251 exemption have therefore been obtained for BioAID researchers to seek deferred consent from patients from whom a RNA specimen has been collected (or from their relatives/nominated consultee) within 72 hours of blood sample collection (REC ref: 14/SC/0008).

### Governance, data protection and data management

The BioAID dataset is pseudo-anonymised. Participants are allocated a unique identification number (UIN) and at each participating site a separate electronic and hard copy file is maintained linking the UIN with the patient's hospital number, other identifiers and contact details. The local Principal Investigator has access to the linkage codes. The live BioAID database is held within the NHS firewall.

### Data management and access

The BioAID database will be curated by the research team. Histograms will be plotted to investigate the distribution of continuous variables and rules will be applied to identify likely outliers based on laboratory reference ranges and errors in dates and age. Samples collected through the Bioresource and associated meta-data will be made available to researchers worldwide. To qualify for access, an application form including a research protocol should be submitted to the study coordinator for consideration by the BioAID Executive Committee ([m.noursadeghi@ucl.ac.uk](mailto:m.noursadeghi@ucl.ac.uk)). Interested researchers are expected to cover the processing costs of sample aliquots from the Bioresource. Access to samples will be subject to a material transfer agreement. All studies using BioAID data and samples will be required to submit annual reports to the Executive Committee and a copy of all the derived data must be deposited within the BioAID database. Publications arising from use of the Bioresource are expected to acknowledge the support of the NIHR Biomedical Research Centres and to recognise BioAID investigators.

### Dissemination of findings

Anonymised data will be made available at the time of peer-reviewed publications, or by 12 months after completion of the project. Raw sequencing, genotyping data and linked metadata will be made available through quality controlled public repositories to maximise their use by the scientific community.

Specifically, [European Bioinformatics Institute Array Express repository](#), for genome-wide transcriptomic data, and the [European Bioinformatics Institute Genome-Phenome archive](#) for genotypic and phenotypic data. Processed and analysed data sets will also be made available through supplementary on-line content associated with peer-reviewed scientific publications. All new computational analysis software that we develop in the course of this project will be made publicly available on the [Bioconductor platform](#). Research findings will be communicated to the scientific community via open access peer reviewed publications and presentation at conferences. BioAID investigators will work with the UCL-Partnership Public Engagement Patient Panel to disseminate research findings to patients and the public.

### Study status

Ethical approval was granted for BioAID in February 2014 and recruitment began shortly afterwards. To date, > 4000 participants have been recruited across two NHS Trusts; a third site will join in 2018.

### Conclusions

The purpose of BioAID is to support large number of collaborative projects and associated research publications. To date, BioAID has been used primarily for the development and validation of transcriptomic gene signatures for bacterial infection<sup>7</sup>, but the sample collection also provides unprecedented opportunities to evaluate proteomic and metabolomic biomarkers. In the future, there is scope to use BioAID as a recruiting framework for inpatient clinical trials or as a means of identifying candidates for studies investigating host susceptibility

to infection or host-pathogen interactions. As the number of sites participating in BioAID increases it is anticipated that there will be a range of applications to use this dataset.

### Data availability

No data are associated with this article

### Competing interests

No competing interests were disclosed.

### Grant information

This work is supported by the Wellcome Trust through an Investigator Award to MN [207511/Z/17/Z].

BioAID is supported by the UCLH/UCL NIHR Biomedical Research Centre, the Imperial College NHS Trust NIHR Biomedical Resource Centre, the NIHR Health Protection Research Unit in Antimicrobial Resistance and Healthcare Acquired Infection and the Imperial College MedTech and In Vitro Diagnostics Co-operative. LS is supported by a NIHR Fellowship (CS-2016-16-007). GC holds an NIHR Research Professorship.

*The funders had no role in study design, data collection and analysis, decision to publish, or preparation of the manuscript.*

### Acknowledgements

We are extremely grateful to all the patients who participated in BioAID, and to the scientists, clinical and laboratory staff who have contributed to the Bioresource.

### Supplementary material

Supplementary File 1 - Case reporting form.

[Click here to access the data.](#)

### References

- Barrasa-Villar JI, Aibar-Remón C, Prieto-Andrés P, *et al.*: **Impact on Morbidity, Mortality, and Length of Stay of Hospital-Acquired Infections by Resistant Microorganisms.** *Clin Infect Dis.* 2017; **65**(4): 644–52.  
[PubMed Abstract](#) | [Publisher Full Text](#)
- Allegranzi B, Bagheri Nejad S, Combescure C, *et al.*: **Burden of endemic health-care-associated infection in developing countries: systematic review and meta-analysis.** *Lancet.* 2011; **377**(9761): 228–41.  
[PubMed Abstract](#) | [Publisher Full Text](#)
- Sands KE, Bates DW, Lanken PN, *et al.*: **Epidemiology of sepsis syndrome in 8 academic medical centers.** *JAMA.* 1997; **278**(3): 234–40.  
[PubMed Abstract](#) | [Publisher Full Text](#)
- Köser CU, Holden MT, Ellington MJ, *et al.*: **Rapid whole-genome sequencing for investigation of a neonatal MRSA outbreak.** *N Engl J Med.* 2012; **366**(24): 2267–75.  
[PubMed Abstract](#) | [Publisher Full Text](#) | [Free Full Text](#)
- Dudas G, Carvalho LM, Bedford T, *et al.*: **Virus genomes reveal factors that spread and sustained the Ebola epidemic.** *Nature.* 2017; **544**(7650): 309–15.  
[PubMed Abstract](#) | [Publisher Full Text](#) | [Free Full Text](#)
- García-Merino I, de las Cuevas N, Jiménez JL, *et al.*: **The Spanish HIV BioBank: a model of cooperative HIV research.** *Retrovirology.* 2009; **6**: 27.  
[PubMed Abstract](#) | [Publisher Full Text](#) | [Free Full Text](#)
- McLauchlan J, Innes H, Dillon JF, *et al.*: **Cohort Profile: The Hepatitis C Virus (HCV) Research UK Clinical Database and Biobank.** *Int J Epidemiol.* 2017; **46**(5): 1391–1391h.  
[PubMed Abstract](#) | [Publisher Full Text](#) | [Free Full Text](#)
- Wyllie DH, Bowler IC, Peto TE: **Relation between lymphopenia and bacteraemia in UK adults with medical emergencies.** *J Clin Pathol.* 2004; **57**(9): 950–5.  
[PubMed Abstract](#) | [Publisher Full Text](#) | [Free Full Text](#)
- Mohareb AM, Dugas AF, Hsieh YH: **Changing epidemiology and management of infectious diseases in US EDs.** *Am J Emerg Med.* 2016; **34**(6): 1059–65.  
[PubMed Abstract](#) | [Publisher Full Text](#)

10. Downing A, Rudge G: **A study of childhood attendance at emergency departments in the West Midlands region.** *Emerg Med J.* 2006; **23**(5): 391–3.  
[PubMed Abstract](#) | [Publisher Full Text](#) | [Free Full Text](#)
11. Sampson DL, Fox BA, Yager TD, *et al.*: **A Four-Biomarker Blood Signature Discriminates Systemic Inflammation Due to Viral Infection Versus Other Etiologies.** *Sci Rep.* 2017; **7**(1): 2914.  
[PubMed Abstract](#) | [Publisher Full Text](#) | [Free Full Text](#)
12. Harris PA, Taylor R, Thielke R, *et al.*: **Research electronic data capture (REDCap)—a metadata-driven methodology and workflow process for providing translational research informatics support.** *J Biomed Inform.* 2009; **42**(2): 377–81.  
[PubMed Abstract](#) | [Publisher Full Text](#) | [Free Full Text](#)
13. Chapman SJ, Hill AV: **Human genetic susceptibility to infectious disease.** *Nat Rev Genet.* 2012; **13**(3): 175–88.  
[PubMed Abstract](#) | [Publisher Full Text](#)
14. Suarez NM, Bunsow E, Falsey AR, *et al.*: **Superiority of transcriptional profiling over procalcitonin for distinguishing bacterial from viral lower respiratory tract infections in hospitalized adults.** *J Infect Dis.* 2015; **212**(2): 213–22.  
[PubMed Abstract](#) | [Publisher Full Text](#) | [Free Full Text](#)
15. Herberg JA, Kaforou M, Wright VJ, *et al.*: **Diagnostic Test Accuracy of a 2-Transcript Host RNA Signature for Discriminating Bacterial vs Viral Infection in Febrile Children.** *JAMA.* 2016; **316**(8): 835–45.  
[PubMed Abstract](#) | [Publisher Full Text](#) | [Free Full Text](#)
16. Sweeney TE, Wong HR, Khatri P: **Robust classification of bacterial and viral infections via integrated host gene expression diagnostics.** *Sci Transl Med.* 2016; **8**(346): 346ra91.  
[PubMed Abstract](#) | [Publisher Full Text](#) | [Free Full Text](#)

# Open Peer Review

Current Referee Status:  

---

## Version 1

Referee Report 01 October 2018

doi:[10.21956/wellcomeopenres.15996.r33835](https://doi.org/10.21956/wellcomeopenres.15996.r33835)



**Thomas Evans** 

Institute of Infection, Immunity and Inflammation, University of Glasgow, Glasgow, UK

This article describes a cohort study protocol to establish a bioresource in adult infectious disease. The study aims to obtain deferred consent for collection of clinical samples and phenotypic data on patients admitted with suspected infection. The aim is to provide a bioresource of high-quality phenotypic data that can be linked to the patients' samples. This would then be available for the research community to access, allowing investigations into novel biomarkers and diagnosis for infections, as well as defining risk factors, pathogenic mechanisms and detailed epidemiology of a variety of infection syndromes.

The authors set out in detail the aims, rationale and methods that are in place for this ongoing study. The outlined protocol is well thought out and sufficient to meet the aims of the study. Ethical permissions are in place. The intention is to recruit any patient with a suspected infection – this broad approach will ensure a range of infection syndromes are studied, although large sample sizes will be required to ensure adequate power for individual syndromes such as, say, urinary infection. One major criticism is the lack of a control group. Inflammatory responses to infection will overlap with similar responses in a variety of other conditions. However, I think the idea is to use the data collected as a 'discovery' resource and that future work based on data from this study would then go on to test the validity of, say, a novel biomarker in a specific prospective trial. It would be helpful if the authors could expand on considerations of a control group and what future work might thus be required for validation of results.

**Is the rationale for, and objectives of, the study clearly described?**

Yes

**Is the study design appropriate for the research question?**

Yes

**Are sufficient details of the methods provided to allow replication by others?**

Yes

**Are the datasets clearly presented in a useable and accessible format?**

Not applicable

**Competing Interests:** No competing interests were disclosed.



**I have read this submission. I believe that I have an appropriate level of expertise to confirm that it is of an acceptable scientific standard.**

Referee Report 20 September 2018

doi:[10.21956/wellcomeopenres.15996.r33660](https://doi.org/10.21956/wellcomeopenres.15996.r33660)



**Emma Thomson** 

MRC-University of Glasgow Centre for Virus Research, 464 Bearsden Road, Glasgow, G61 8QQ, UK

The BioAID resource provides a much needed biocollection of well-curated prospectively collected biological samples from patients presenting to one of several large teaching hospitals with a suspected infection syndrome. Importantly, samples will be obtained at presentation alongside blood cultures often prior to the administration of antimicrobial therapy.

It aims to provide researchers with access to large numbers of samples providing a route to meaningful studies of biomarker identification, host genetics and pathogen identification. The scale of the resource will mean that genetic associations with outcome will be sufficiently powered for meaningful interpretation.

Judging by the listed authors, the design and the stated broad aims, the current focus appears to be to address bacterial infection, initially aiming to identify 2500 cases of respiratory infection, 2000 cases of UTI and 1000 cases of bacteraemia. However, the potential for identification of other pathogens, for example viral pathogens is also present.

#### Minor suggestions

1. Unfortunately, the case reporting form (Supplementary Figure 1) is not available for review (weblink error) but is likely to provide essential follow-up information on patient demographics and symptoms as well as outcome. I assume it will also include a travel history.
2. While it is clear that “microbial isolates and sera obtained from the patient during admission” will be retrieved, there might also be an opportunity to gather other relevant samples e.g. CSF or urine which could be used for pathogen discovery at a later date. Sputum and respiratory samples from the 2500 cases of respiratory infection would allow a search for viral as well as bacterial pathogens and identification of co-infections.
3. The ethics for the collection of samples is carefully considered and appropriate with prospective collection and retrospective approval (in the case of death by the next-of-kin). I wonder, however, if the possibility of returning results to the relevant patient has been discussed. I am referring, in particular, to HIV (and other chronic viral infections such as HCV and HTLV) which are likely to be identified if RNA sequencing is planned. There may be a role for returning such a result to the patient following clinically validated testing.

#### Summary

In summary, this is an exciting, large-scale, unique and much needed bioresource with the potential to unite advances in metabolomics and genomics with clinical pathogen diagnosis, host susceptibility and identification of predictive biomarkers of disease. It is highly likely to provide a platform for the development of multiple meaningful studies and will facilitate the introduction of technological advances into the health service to directly improve patient care.

**Is the rationale for, and objectives of, the study clearly described?**

Yes

**Is the study design appropriate for the research question?**

Yes

**Are sufficient details of the methods provided to allow replication by others?**

Yes

**Are the datasets clearly presented in a useable and accessible format?**

Yes

***Competing Interests:*** No competing interests were disclosed.

***Referee Expertise:*** Next generation sequencing, clinical infectious diseases

**I have read this submission. I believe that I have an appropriate level of expertise to confirm that it is of an acceptable scientific standard.**

---