

RESEARCH

Open Access

A practical scheduling and power/constellation allocation for three relay networks

Paolo Baracca*, Stefano Tomasin and Nevio Benvenuto

Abstract

Relays are being deployed in both fourth generation cellular systems and wide metropolitan area networks in order to increase coverage and spectral efficiency. In this article, we consider a network with three half-duplex relays assisting the transmission from a source towards a destination. By assuming that transmission time consists of a sequence of phases, we develop a transmission scheme in which spatial multiplexing is achieved by alternating the transmission of a single relay in odd phases and a couple of relays employing Slepian-Wolf encoding in even phases. Moreover, to simplify Slepian-Wolf decoding (consisting of a scheme with successive interference cancelation), we propose a suboptimal scheme in which cooperative relays employ quantized QAM constellations to yield at the destination the desired QAM constellation with no interference. We formalize the problem of maximizing network spectral efficiency optimizing (a) QAM size, (b) power allocation, (c) time allocation, and (d) relays transmitting and receiving at each phase. The performance of the proposed scheme is compared against existing techniques in typical wireless scenarios showing the merits of the proposed approach.

Keywords: relay network, cooperative systems, quadrature amplitude modulation

1. Introduction

Relays or cooperative networks where the transmission between a source and a destination is assisted by other nodes have shown to be an interesting solution to implement distributed multiple input multiple output (MIMO) systems. Initial works on relay networks have considered a single relay node [1] and various transmission techniques, including decode and forward, amplify and forward, and compress and forward [2-4]. As relay nodes are being deployed, e.g., in fourth generation cellular networks and in wide metropolitan area networks [5], there is an increasing interest in using more than one relay. In fact beamforming can be used by cooperative relays with the aim of transmitting coherently towards the destination. Networks with multiple relays have been widely studied under the full-duplex assumption in [6,7]. The achievable rates for various techniques have been derived in [8] for the case of half duplex relays in the absence of interference for a network with two relays.

In this article, we consider a network with three relays operating in half duplex mode. In order to limit the

complexity of the considered scenario, we assume that relays cannot communicate with each other, but only with the source and the destination. Furthermore, we consider that the transmission time is a sequence of phases, where in odd phases a subset of relays is transmitting and the rest is receiving, while in the even phases the role of the relays is swapped. For this scenario we formulate the optimization problem that maximizes the throughput from the source to the destination, considering transmission power constraints at each node. The optimization includes both the choice of the subset of relays transmitting and receiving at each phase and the duration of even and odd phases. Two solutions are proposed. The first is based on the Slepian-Wolf theorem [9] for the transmission of private and common information and requires successive interference cancelation at the destination. In the second solution we adapt the technique developed in [10] for downlink multi-cell scenario by allowing the simultaneous transmission of relays towards the destination in such a way that a single QAM symbol is received, and thus not requiring successive interference cancelation. The performance of the proposed solutions is compared with respect to existing approaches, showing

* Correspondence: baraccap@dei.unipd.it

Department of Information Engineering, University of Padova, Padova, Italy

a significant improvement of the network throughput in typical wireless scenarios.

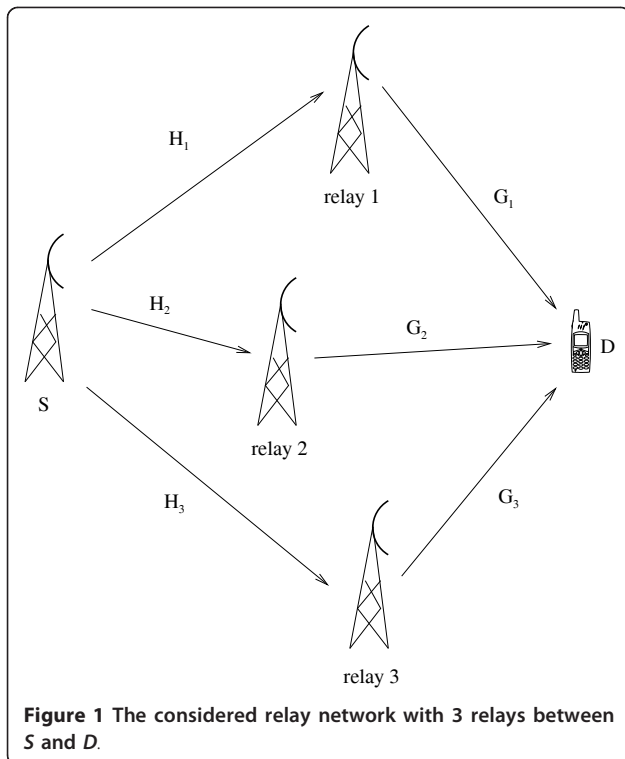
The rest of the article is organized as follows. In Section 2, we introduce the system model of the network with three relays and briefly summarize existing approaches for the cooperative transmission. In Section 3, we propose the new solutions deriving the achievable network throughput. Numerical results are presented and discussed in Section 4. Lastly, conclusions are outlined in Section 5.

2. System model

We consider the relay network shown in Figure 1 consisting of three relays assisting a source S transmitting towards a destination D . All the nodes are equipped with a single antenna, and we indicate with $h_i \in \mathbb{C}$, $g_i \in \mathbb{C}$, $i = 1, 2, 3$, the flat-fading channel between S and relay i and between relay i and D , respectively. S transmits a signal x , and the signal received by relay i can be written as

$$y_i = h_i x + w_i, \quad (1)$$

where w_i is the additive white complex Gaussian noise with zero mean. We indicate the signal transmitted by relay i with z_i and consider a unitary power constraint for each node in the network, i.e., $E[|x|^2] \leq 1$, $E[|z_i|^2] \leq 1$, $i = 1, 2, 3$. By assuming channel state information of the relay-destination link at the relay, the transmission performed by relays can be done coherently adjusting



the phases of z_i , $i = 1, 2, 3$. For this reason and without loss of generality, in the following we only consider the channel gains

$$H_i = |h_i|^2, \quad (2a)$$

$$G_i = |g_i|^2. \quad (2b)$$

Without loss of generality, we assume that all noises have unitary variance, while the effective signal to noise ratio (SNR) at the receiver is obtained by a proper scaling of the channel gains, see (19). We assume that a *central controller* knows all channels, correspondingly allocates resources to nodes, including power, and constellation sizes. Hence, the determined network spectral efficiency can be assumed as a bound for cases where only a partial channel state information is available.

Nodes operate in half-duplex mode, i.e., they cannot transmit and receive simultaneously. Each relay alternates a phase in which it receives data from the source and a phase when it transmits to the destination. No communication among relays is allowed. Moreover, we assume no direct transmission from S to D because of shadowing or the long distance between S and D . Let the time used for two consecutive phases be unitary. The odd phases are assigned a time λ , and the even phases are assigned a time $1 - \lambda$, where the parameter λ will be optimized. The scheduling of transmission is then fully characterized by the variable

$$\delta_i = \begin{cases} 0, & \text{relay } i \text{ transmits during even phases,} \\ 1, & \text{relay } i \text{ transmits during odd phases,} \end{cases} \quad (3)$$

for $i = 1, 2, 3$. We will see that the scheduler must know the channel gains for all relays and all phases in order to compute λ and assign δ_i .

We first review transmission schemes proposed in the literature where all relays receive in odd phases and transmit in even phases, i.e., $\delta_i = 0$, $i = 1, 2, 3$. In detail, we consider the amplify-and-forward (AF), the decode-and-forward (DF), and the broadcast-multiaccess (BM) techniques. Let us denote the link spectral efficiency for a given SNR η as

$$C(\eta) = \log_2(1 + \eta). \quad (4)$$

2.1. Amplify-and-forward

In AF each relay simply retransmits a scaled version of the received signal, i.e., $z_i = \gamma_i y_i$, observing the unitary power constraint $\gamma_i^2(H_i + 1) \leq 1$. The signal received at node D can be written as

$$r = \sum_{i=1}^3 \sqrt{G_i} z_i + w_D = x \sum_{i=1}^3 \gamma_i \sqrt{G_i H_i} + w_D + \sum_{i=1}^3 w_i \gamma_i \sqrt{G_i}, \quad (5)$$

where w_D is complex Gaussian with zero mean and unitary variance. Note that with AF no optimization of the time-allocation λ is performed. Indeed, each relay retransmits the whole received signal from S towards D , therefore equal-time has to be assigned to both phases, i.e., $\lambda = 1/2$. The spectral efficiency is obtained by (4), where from (5) the signal power is $\left| \sum_{i=1}^3 \sqrt{G_i H_i} \gamma_i \right|^2$ and the noise power is $1 + \sum_{i=1}^3 G_i \gamma_i^2$. Scaling factors γ_i are selected in order to maximize the network spectral efficiency, i.e.,

$$R^{(\text{AF})} = \max_{\gamma_i \geq 0} \frac{1}{2} C \left(\frac{\left| \sum_{i=1}^3 \sqrt{G_i H_i} \gamma_i \right|^2}{1 + \sum_{i=1}^3 G_i \gamma_i^2} \right) \quad (6a)$$

s.t.

$$\gamma_i^2 (H_i + 1) \leq 1, \quad i = 1, 2, 3. \quad (6b)$$

Note that the factor 1/2 in (6a) is due to the equal duration of phases.

Moreover, we observe that (6) is a non-linear non-convex optimization problem in the three variables $\{\gamma_i\}$.

2.2. Decode-and-forward

With DF a relay decodes the information received from S , which is transmitted coherently with the other relays towards D [4]. A bottleneck of this scheme is the channel between S and each relay, as the spectral efficiency is strongly limited by the worst channel $\min_i \{H_i\}$. For this reason, we also consider a selection of the relays involved in the operations. For each subset $\mathcal{S} \subseteq \{1, 2, 3\}$, in order to maximize the information rate from S to D , we impose the equality of the spectral efficiency in both phases, i.e.,

$$R^{(\text{DF})}(\mathcal{S}) = \lambda C \left(\min_{i \in \mathcal{S}} \{H_i\} \right) = (1 - \lambda) C \left(\left(\sum_{i \in \mathcal{S}} \sqrt{G_i} \right)^2 \right) \quad (7)$$

The optimal value of λ is obtained by solving (7) for each subset \mathcal{S} , i.e.,

$$\lambda = \frac{C \left(\left(\sum_{i \in \mathcal{S}} \sqrt{G_i} \right)^2 \right)}{C \left(\min_{i \in \mathcal{S}} \{H_i\} \right) + C \left(\left(\sum_{i \in \mathcal{S}} \sqrt{G_i} \right)^2 \right)}. \quad (8)$$

The network spectral efficiency is then computed optimizing the choice of \mathcal{S} , yielding

$$R^{(\text{DF})} = \max_{\mathcal{S} \subseteq \{1,2,3\}} R^{(\text{DF})}(\mathcal{S}) = \max_{\mathcal{S} \subseteq \{1,2,3\}} \frac{C \left(\min_{i \in \mathcal{S}} \{H_i\} \right) C \left(\left(\sum_{i \in \mathcal{S}} \sqrt{G_i} \right)^2 \right)}{C \left(\min_{i \in \mathcal{S}} \{H_i\} \right) + C \left(\left(\sum_{i \in \mathcal{S}} \sqrt{G_i} \right)^2 \right)}. \quad (9)$$

Note that (9) is an integer optimization problem, which can be easily solved by an exhaustive search among all the subsets of relay nodes.

2.3. Broadcast-multiaccess

Only for this section, we assume for simplicity that $H_1 \geq H_2 \geq H_3$. In the BM scheme the first phase is a Gaussian broadcast channel [11], where S transmits three messages M_1 , M_2 , and M_3 at rates R_1 , R_2 , and R_3 , respectively, where M_1 is decoded only by relay 1, M_2 is decoded by both relay 1 and relay 2, and M_3 is decoded by all three relays. The second phase is a Gaussian multiple-access channel with correlated information [9], where relays send different but not independent information. We indicate with α_1 , α_2 , and α_3 the powers used by S to transmit the messages M_1 , M_2 , and M_3 , respectively, γ_{11} , γ_{12} , and γ_1 the powers used by relay 1 to transmit M_1 , M_2 , and M_3 , respectively, γ_{21} and γ_2 the powers used by relay 2 to transmit M_2 and M_3 , respectively, and γ_3 the power used by relay 3 to transmit M_3 . Note that here we are extending the BM scheme with two relays of [8] to the case of three relays. Therefore, the network spectral efficiency is the solution of the following optimization problem:

$$R^{(\text{BM})} = \max_{\alpha_i, \gamma_i, \lambda \geq 0} R_1 + R_2 + R_3 \quad (10a)$$

s.t.

$$R_1 \leq \lambda C(\alpha_1 H_1), \quad (10b)$$

$$R_2 \leq \lambda C \left(\frac{\alpha_2 H_2}{1 + \alpha_1 H_2} \right), \quad (10c)$$

$$R_3 \leq \lambda C \left(\frac{\alpha_3 H_3}{1 + \alpha_1 H_3 + \alpha_2 H_3} \right), \quad (10d)$$

$$R_1 \leq (1 - \lambda) C(\gamma_{11} G_1), \quad (10e)$$

$$R_1 + R_2 \leq (1 - \lambda) C \left(\gamma_{11} G_1 + \left(\sqrt{\gamma_{12} G_1} + \sqrt{\gamma_{21} G_2} \right)^2 \right), \quad (10f)$$

$$R_1 + R_2 + R_3 \leq (1 - \lambda) C \left(\gamma_{11} G_1 + \left(\sqrt{\gamma_{12} G_1} + \sqrt{\gamma_{21} G_2} \right)^2 + \left(\sqrt{\gamma_1 G_1} + \sqrt{\gamma_2 G_2} + \sqrt{\gamma_3 G_3} \right)^2 \right), \quad (10g)$$

$$\alpha_1 + \alpha_2 + \alpha_3 \leq 1, \quad (10h)$$

$$\gamma_{11} + \gamma_{12} + \gamma_1 \leq 1, \quad (10i)$$

$$\gamma_{21} + \gamma_2 \leq 1, \quad (10j)$$

$$\gamma_3 \leq 1, \quad (10k)$$

$$\lambda \leq 1. \quad (10l)$$

Note that (i) constraints (10b)-(10d) represent the rate-region of the Gaussian broadcast channel between S and the relays, (ii) constraints (10e)-(10g) represent the rate-region of the Gaussian multiple-access channel with correlated information between the relays and D , and (iii) constraints (10h)-(10k) represent the power constraints at node S and at the relays, respectively. Similarly to (6), (10) is a non-linear non-convex optimization problem.

3. Proposed schemes

We propose now two schemes where the three relays are not forced to receive simultaneously at the same phase. For a scenario with three relays and two phases, we consider a configuration where two relays are transmitting to the destination, and the third is receiving from the source. We indicate with $R^{(A)}$ the spectral efficiency related to the couple of cooperative relays and with $R^{(B)}$ the spectral efficiency related to the remaining relay. Let r_{\max} be the index of the relay with the best channel H_i , i.e., $r_{\max} = \arg \max_{i:\delta_i=0} H_i$, and let r_{\min} be the index of the relay with the worst channel H_i , i.e., $r_{\min} = \arg \min_{i:\delta_i=0} H_i$.

3.1. Adaptive BM scheme

We first propose an extension of the BM scheme where the couple of cooperative relays operating synchronously employ Slepian-Wolf encoding to jointly transmit a common message at rate $R^{(C)}$ towards D , while relay r_{\max} also transmits a private message at rate $R^{(P)}$, i.e., $R^{(A)} = R^{(P)} + R^{(C)}$. The resulting scheme is named adaptive BM (ABM). The private message is transmitted by S with power α and by the selected relay with power $P_{r_{\max}}^{(P)}$. Furthermore, the third relay decodes an independent message received from S , which is then retransmitted towards D at rate $R^{(B)}$. We recall that δ_i identifies the phase in which relay i transmits. The achievable network spectral efficiency with this scheme can be written as

$$R^{(ABM)} = \max_{\alpha, P_{r_{\max}}^{(P)}, \lambda, \delta_i} R^{(P)} + R^{(C)} + R^{(B)} \quad (11a)$$

s.t.

$$R^{(B)} \leq \lambda C \left(\sum_{i=1}^3 G_i \delta_i \right), \quad (11b)$$

$$R^{(B)} \leq (1 - \lambda) C \left(\sum_{i=1}^3 H_i \delta_i \right), \quad (11c)$$

$$R^{(P)} \leq \lambda C (\alpha H_{r_{\max}}), \quad (11d)$$

$$R^{(C)} \leq \lambda C \left(\frac{(1 - \alpha) H_{r_{\min}}}{1 + \alpha H_{r_{\min}}} \right), \quad (11e)$$

$$R^{(P)} \leq (1 - \lambda) C \left(P_{r_{\max}}^{(P)} G_{r_{\max}} \right), \quad (11f)$$

$$R^{(P)} + R^{(C)} \leq (1 - \lambda) C \left(P_{r_{\max}}^{(P)} G_{r_{\max}} + \left(\sqrt{(1 - P_{r_{\max}}^{(P)}) G_{r_{\max}}} + \sqrt{G_{r_{\min}}} \right)^2 \right), \quad (11g)$$

$$\sum_{i=1}^3 \delta_i = 1, \quad \delta_i \in \{0, 1\}, \quad i = 1, 2, 3, \quad (11h)$$

$$r_{\max} = \arg \max_{i:\delta_i=0} H_i, \quad r_{\min} = \arg \min_{i:\delta_i=0} H_i, \quad (11i)$$

$$0 \leq \lambda \leq 1, \quad 0 \leq \alpha \leq 1, \quad 0 \leq P_{r_{\max}}^{(P)} \leq 1. \quad (11j)$$

The spectral efficiency of the non-cooperative relay (having index i , such that $\delta_i = 1$) is suitably bounded in (11b) and (11c) for the two phases, respectively. For the cooperative relays (both having $\delta_i = 0$) (11d) and (11e) bound the spectral efficiency in the first phase, while (11f) and (11g) give the bound for the common and private message in the second phase.

Note that (11) is a mixed integer programming problem.

3.2. Adaptive BM with QAM quantization

We now propose an alternative solution to Slepian-Wolf encoding used by cooperative relays in Section 3.1. In particular, we assume that the couple of cooperative relays employ QAM constellations, and we denote this scheme adaptive BM with QAM quantization (ABM-QAM). In this scheme the central controller schedules a certain QAM symbol a to be sent towards D . In the first phase, we assume link $H_{r_{\max}}$ is able to deliver all the information sent by S to relay r_{\max} , which is then able to reconstruct the full symbol a . At the same time link $H_{r_{\min}}$ is able to deliver only a quantized version to relay r_{\min} , i.e.,

$$a^{(q)} = a - a^{(e)}, \quad (12)$$

where $a^{(e)}$ is the quantization error. Hence relay r_{\min} has a knowledge of $a^{(q)}$ only. By letting b and $b^{(q)} \in \{0, 2, 4, \dots, b\}$ be the sizes of the full QAM and the quantized QAM, respectively, assuming $E[|a|^2] = 1$ and following the quantized constellation design of [10], where $E[a^{(e)}] = 0$ and $E[a^{(q)*}a^{(e)}] = 0$, we have

$$f(b, b^{(q)}) = E\left[|a^{(e)}|^2\right] = \frac{2^{b-b^{(q)}} - 1}{2^b - 1}. \quad (13)$$

The signal transmitted by relay r_{\min} can be written as

$$z_{r_{\min}} = \sqrt{P_{r_{\min}}^{(C)}} a^{(q)}, \quad (14)$$

while the signal transmitted by relay r_{\max} is a suitable combination of $a^{(q)}$ and $a^{(e)}$, i.e.,

$$z_{r_{\max}} = \sqrt{P_{r_{\max}}^{(C)}} a^{(q)} + \sqrt{P_{r_{\max}}^{(P)}} a^{(e)}. \quad (15)$$

The powers $\{P_{r_{\max}}^{(C)}, P_{r_{\max}}^{(P)}, P_{r_{\min}}^{(C)}\}$ are chosen to reconstruct the full QAM symbol a at node D by imposing

$$\sqrt{G_{r_{\max}} P_{r_{\max}}^{(C)}} + \sqrt{G_{r_{\min}} P_{r_{\min}}^{(C)}} = \sqrt{G_{r_{\max}} P_{r_{\max}}^{(P)}}. \quad (16)$$

By using (16), the SNR at D turns out to be $G_{r_{\max}} P_{r_{\max}}^{(P)}$ and we approximate the upper bound on the spectral efficiency from relays r_{\max} and r_{\min} to D as

$$R^{(A)} \leq (1 - \lambda) \min\{b, C(G_{r_{\max}} P_{r_{\max}}^{(P)})\}, \quad (17)$$

where we consider a maximum spectral efficiency b related to the size of the constellation. Note that the symbol transmitted by relay r_{\max} and the quantized QAM symbol transmitted by relay r_{\min} combine at the destination into a QAM symbol that can be detected using conventional methods; indeed, node D is unaware of the private transmission from relay r_{\max} , although it obtains the benefit of a higher SNR. With this transmission scheme the implementation complexity at node D is significantly reduced with respect to the ABM scheme because it does not need successive interference cancellation to decode both private and common messages.

The problem of finding the exact values of the spectral efficiencies of signals $a^{(q)}$ and $a^{(e)}$, which are sent through the Gaussian broadcast channel from S to relays r_{\max} and r_{\min} , respectively, is the problem of finding the spectral efficiencies of the messages after channel coding, interleaving, and constellation quantization. Even if entropy coding could be used to compute these quantities, its complexity may be too high for a practical system implementation. Hence we approximate the spectral efficiency of $a^{(q)}$ with $\min\{(1 - \lambda)b^{(q)}, R^{(A)}\}$ and

that of $a^{(e)}$ with $\min\{(1 - \lambda)(b - b^{(q)}), R^{(A)}\}$. With this suboptimal method S makes the best choice between transmitting the full stream of information bits (at rate $R^{(A)}$) or only the sequence of bits after quantization, at rate $(1 - \lambda)b^{(q)}$ for $a^{(q)}$ and at rate $(1 - \lambda)(b - b^{(q)})$ for $a^{(e)}$. Denoting with \mathcal{M} the set of available QAM constellations, the network spectral efficiency from S to D can be written as

$$R^{(\text{ABM-QAM})} = \max_{\alpha, \lambda, \delta_i, P_{r_{\max}}^{(P)}, P_{r_{\max}}^{(C)}, P_{r_{\min}}^{(C)}} R^{(A)} + R^{(B)} \quad (18a)$$

s.t.

$$R^{(B)} \leq \lambda C\left(\sum_{i=1}^3 G_i \delta_i\right), \quad (18b)$$

$$R^{(B)} \leq (1 - \lambda) C\left(\sum_{i=1}^3 H_i \delta_i\right), \quad (18c)$$

$$R^{(A)} \leq (1 - \lambda) \min\{b, C(G_{r_{\max}} P_{r_{\max}}^{(P)})\}, \quad (18d)$$

$$(1 - f(b, b^{(q)}))P_{r_{\max}}^{(C)} + f(b, b^{(q)})P_{r_{\max}}^{(P)} \leq 1, \quad (18e)$$

$$(1 - f(b, b^{(q)}))P_{r_{\min}}^{(C)} \leq 1, \quad (18f)$$

$$\sqrt{G_{r_{\max}} P_{r_{\max}}^{(C)}} + \sqrt{G_{r_{\min}} P_{r_{\min}}^{(C)}} = \sqrt{G_{r_{\max}} P_{r_{\max}}^{(P)}}, \quad (18g)$$

$$\min\{(1 - \lambda)(b - b^{(q)}), R^{(A)}\} \leq \lambda C(\alpha H_{r_{\max}}), \quad (18h)$$

$$\min\{(1 - \lambda)b^{(q)}, R^{(A)}\} \leq \lambda C\left(\frac{(1 - \alpha)H_{r_{\min}}}{1 + \alpha H_{r_{\min}}}\right), \quad (18i)$$

$$\sum_{i=1}^3 \delta_i = 1, \quad \delta_i \in \{0, 1\}, \quad i = 1, 2, 3, \quad (18j)$$

$$r_{\max} = \arg \max_{i: \delta_i=0} H_i, \quad r_{\min} = \arg \min_{i: \delta_i=0} H_i, \quad (18k)$$

$$0 \leq \alpha \leq 1, \quad 0 \leq \lambda \leq 1, \quad (18l)$$

$$P_{r_{\max}}^{(C)}, P_{r_{\max}}^{(P)}, P_{r_{\min}}^{(C)} \geq 0, \quad (18m)$$

$$2^b \in \mathcal{M}, \quad b^{(d)} \in \{0, 2, 4, \dots, b\}. \quad (18n)$$

Note that (18e) and (18f) represent the power constraints at relays r_{\max} and r_{\min} , respectively. Similarly to (11), (18) is a mixed integer programming problem.

4. Numerical results

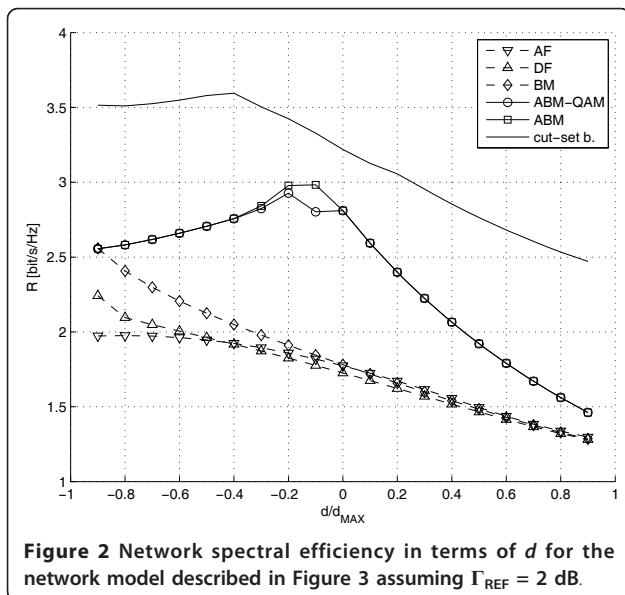
We consider that all nodes are located in a plane. Channel gains are related to the path loss, hence can be written as

$$H_i = \frac{\kappa}{d_{Si}^2}, \quad G_i = \frac{\kappa}{d_{iD}^2}, \quad (19)$$

where d_{Si} and d_{iD} are the distances between S and relay i and between relay i and D , respectively, and κ is a normalization factor that determines the receive SNR for a unitary distance. We assume that source node S is located at $(-d_{\max}, 0)$ and destination node D at $(0, d_{\max})$. For ABM-QAM we consider the constellations used in 3GPP LTE [12], i.e., $\mathcal{M} = \{\text{QPSK}, 16\text{QAM}, 64\text{QAM}\}$. Developed schemes are compared in terms of network spectral efficiency also considering the cut-set upper bound computed in Appendix 1.

Problems (6), (10), (11), and (18) belong to NP-hard class and we compute their solution by using standard global solver tools in GAMS [13], thanks to the limited size of the considered scenario.

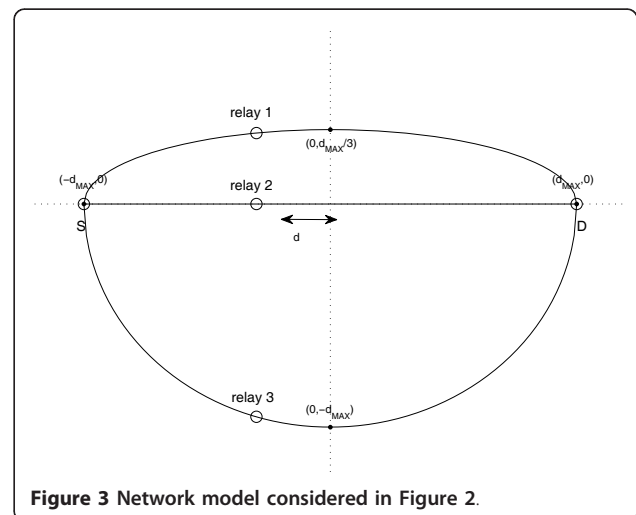
Figure 2 shows the network spectral efficiency in terms of $-d_{\max} < d < d_{\max}$, by assuming that relay nodes move from S to D on a set of ellipses centered in $(0, 0)$ with the semi-major axes long d_{\max} and different values for the semi-minor axes. In detail, relay 1 is located at $(d, d_{\max}/3\sqrt{1 - (d/d_{\max})^2})$, relay 2 at $(d, 0)$, and relay 3

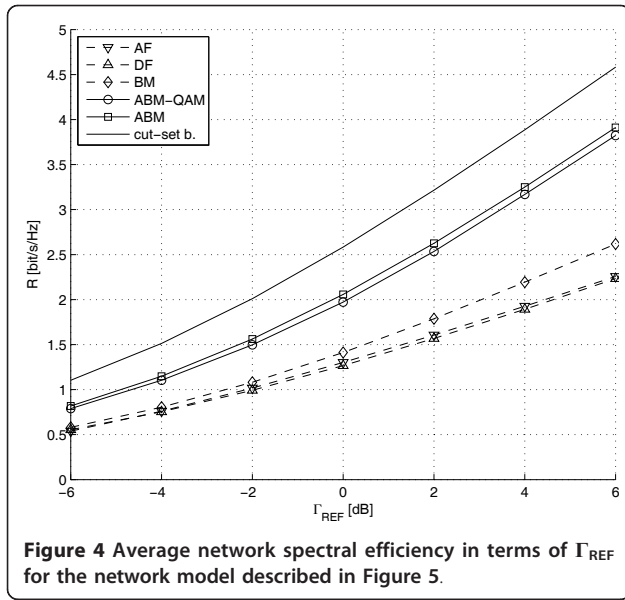


at $(d, -d_{\max}\sqrt{1 - (d/d_{\max})^2})$ (see also Figure 3) and we impose a *reference signal to noise ratio* at distance $2d_{\max}$ as $\Gamma_{\text{REF}} = \kappa/(2d_{\max})^2 = 2$ dB. We observe that schemes as ABM and ABM-QAM significantly outperform the other schemes, which do not achieve spatial multiplexing, and ABM strictly outperforms ABM-QAM. As expected (see also [8]) BM strictly outperforms DF and DF outperforms AF when the relays are clustered around S , whereas AF strictly outperforms DF when the relays are half way between S and D .

Figure 4 shows the average network spectral efficiency in terms of Γ_{REF} by assuming that relay nodes are randomly dropped in a square centered in $(0, 0)$ and whose sides have length $2(d_{\max} - d_{\min})$, where d_{\min} is the minimum distance between S or D and each relay (see also Figure 5). We set $\kappa/d_{\min}^2 = 30$ dB which determines the maximum value assumed by H_i and G_i . Note that with this value of d_{\min} the saturation of the spectral efficiency due to the use of a finite set of QAM constellations in ABM-QAM is negligible. As expected, the spectral efficiency achieved by all the schemes is an increasing function of Γ_{REF} . Both ABM and ABM-QAM still outperform DF and AF, while ABM strictly outperforms ABM-QAM. Moreover, the performance of AF and DF are now quite close.

We then consider a Rayleigh fading channel where each κ variable in (19) is multiplied by an independent exponential random variable with unitary mean. Figure 6 shows the cumulative distribution function (CDF) of the spectral efficiency for the various schemes by imposing $\Gamma_{\text{REF}} = 2$ dB and setting $d = 0$ in the network of Figure 3. We observe that the spectral efficiency of the ABM schemes has a larger variance than that of AF, DF, and BM schemes as ABM are adaptive and thus are able to exploit the best channel conditions. We also observe that the average values of the spectral efficiencies are



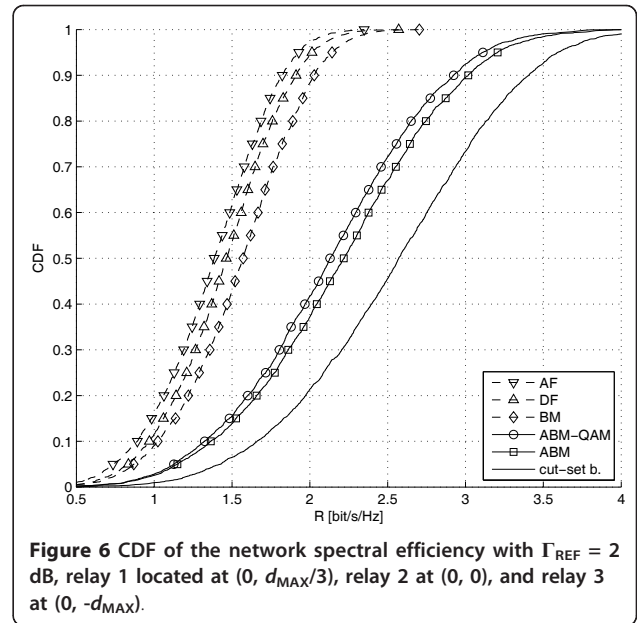
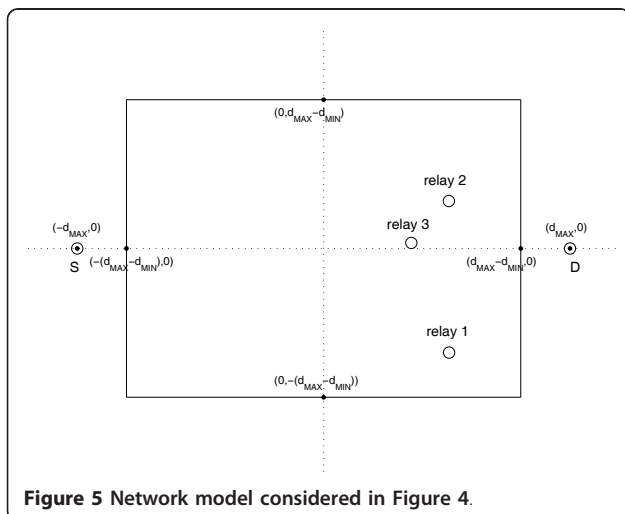


quite close to that obtained for non-fading channels with the same average SNR.

Note that the solutions of both ABM and ABM-QAM optimizations require a high computation time as most mixed integer programming problems. However, even if ABM strictly outperforms ABM-QAM, the implementation complexity of ABM-QAM is considerably lower as the destination does not require successive interference cancelation. Note that if we consider for example a cellular system, the complexity constraints are tighter at the mobile terminals with respect to base and relay stations.

5. Conclusions

In this article, we have considered a network with three half-duplex relays assisting the transmission of a source



towards a destination. Spatial multiplexing is achieved by allowing a single relay to transmit in odd phases and the other two relays to transmit in even phases. We have formalized the problem of maximizing network spectral efficiency when the cooperative relays employ (a) Slepian-Wolf encoding and (b) a suboptimal scheme based on QAM quantization. We have shown that in typical wireless scenarios ABM-QAM achieves the performance of ABM and outperforms other existing techniques such as DF and AF.

Appendix 1: cut-set upper bound

Since S and D are always transmitting and receiving, respectively, there are at most $2^3 = 8$ configurations of $\{\delta_i\}$. Only for this appendix, we denote with $\bar{\lambda}$ the fraction of the total unitary time when no relay is transmitting, λ when all relays are transmitting, λ_i when only relay i is transmitting and $\bar{\lambda}_i$ when only relay i is not transmitting. Moreover, there are eight different “cuts” that separate S from D , and each one is related to a constraint on the information-rate. The cut-set upper bound for the considered relay network can be expressed as [14]

$$R^{(\text{cut-set b.})} = \max_{\{\bar{\lambda}, \lambda_i, \bar{\lambda}_i, \lambda\} \geq 0} R \quad (20a)$$

s.t.

$$R \leq \bar{\lambda} C \left(\sum_i H_i \right) + \sum_i \lambda_i C \left(\sum_{j \neq i} H_j \right) + \sum_i \bar{\lambda}_i C(H_i), \quad (20b)$$

$$R \leq \bar{\lambda}C \left(\sum_{j \neq i} H_j \right) + \lambda_i \left[C \left(\sum_{j \neq i} H_j \right) + C(G_i) \right] + \sum_{j \neq i} \lambda_j C(H_{k:k \neq i,j}) + \sum_{j \neq i} \bar{\lambda}_j [C(H_j) + C(G_i)] + \lambda C(G_i), \quad i = 1, 2, 3, \quad (20c)$$

$$R \leq \bar{\lambda}C(H_i) + \sum_{j \neq i} \lambda_j [C(H_i) + C(G_j)] + \bar{\lambda}_i \left[C(H_i) + C \left(\left(\sum_{j \neq i} \sqrt{G_j} \right)^2 \right) \right] + \sum_{j \neq i} \bar{\lambda}_j C(G_{k:k \neq i,j}) + \lambda C \left(\left(\sum_{j \neq i} \sqrt{G_j} \right)^2 \right), \quad i = 1, 2, 3, \quad (20d)$$

$$R \leq \sum_i \lambda_i C(G_i) + \sum_i \bar{\lambda}_i C \left(\left(\sum_{j \neq i} \sqrt{G_j} \right)^2 \right) + \lambda C \left(\left(\sum_i \sqrt{G_i} \right)^2 \right), \quad (20e)$$

$$\bar{\lambda} + \sum_i (\lambda_i + \bar{\lambda}_i) + \lambda \leq 1. \quad (20f)$$

Note that (20) is a convex optimization problem.

Competing interests

The authors declare that they have no competing interests.

Received: 14 June 2011 Accepted: 29 March 2012

Published: 29 March 2012

References

1. TM Cover, A El Gamal, Capacity theorems for the relay channel. *IEEE Trans Inf Theory*. **25**(5), 572–584 (1979). doi:10.1109/TIT.1979.1056084
2. A Sendonaris, E Erkip, B Aazhang, User cooperation diversity-part I and part II. *IEEE Trans Commun*. **51**(11), 1927–1948 (2003). doi:10.1109/TCOMM.2003.818096
3. A Høst-Madsen, J Zhang, Capacity bounds and power allocation for wireless relay channels. *IEEE Trans Inf Theory*. **51**(6), 2020–2040 (2005). doi:10.1109/TIT.2005.847703
4. B Rankov, A Wittneben, Spectral efficient protocols for half-duplex fading relay channels. *IEEE J Sel Areas Commun*. **25**(2), 379–389 (2007). doi:10.1109/JSAC.2007.070213
5. Y Yang, H Hu, J Xu, G Mao, Relay technologies for WiMax and LTE-advanced mobile systems. *IEEE Commun Mag*. **47**(10), 100–105 (2009). doi:10.1109/MCOM.2009.5273815
6. A Reznik, SR Kulkarni, S Verdu, Degraded Gaussian multirelay channel: capacity and optimal power allocation. *IEEE Trans Inf Theory*. **50**(12), 3037–3046 (2004). doi:10.1109/TIT.2004.838373
7. G Kramer, M Gastpar, P Gupta, Cooperative strategies and capacity theorems for relay networks. *IEEE Trans Inf Theory*. **51**(9), 3037–3063 (2005). doi:10.1109/TIT.2005.853304
8. F Xue, S Sandhu, Cooperation in a half-duplex Gaussian diamond relay channel. *IEEE Trans Inf Theory*. **53**(10), 3806–3814 (2007). doi:10.1109/TIT.2007.904782
9. D Slepian, JK Wolf, A coding theorem for multiple access channels with correlated sources. *Bell Syst Tech J*. **52**, 1037–1076 (1973)
10. P Baracca, S Tomasin, N Benvenuto, Downlink multicell processing employing QAM quantization under a constrained backhaul. in *Proc IEEE Signal Processing Advances in Wireless Communications (SPAWC)*. **1**, 1–5 (2011). doi:10.1109/SPAWC.2011.5990394
11. TM Cover, JA Thomas, *Elements of Information Theory* (John Wiley & Sons, New York, 2006)
12. S Sesia, I Toufik, M Baker, *LTE: The UMTS Long Term Evolution* (John Wiley & Sons, New York, 2009)
13. General algebraic modeling system (GAMS) <http://www.gams.com>
14. MA Khojastepour, A Sabharwal, B Aazhang, Bounds on achievable rates for general multi-terminal networks with practical constraints. in *Proc Inf Process Sens Netw Second Int Work*. **2634**, 146–161 (2003)

doi:10.1186/1687-1499-2012-128

Cite this article as: Baracca et al.: A practical scheduling and power/constellation allocation for three relay networks. *EURASIP Journal on Wireless Communications and Networking* 2012 **2012**:128.

Submit your manuscript to a SpringerOpen® journal and benefit from:

- Convenient online submission
- Rigorous peer review
- Immediate publication on acceptance
- Open access: articles freely available online
- High visibility within the field
- Retaining the copyright to your article

Submit your next manuscript at ► springeropen.com