

CERN-PH-EP/2012-261
2012/10/10

CMS-EXO-11-034

Search for excited leptons in pp collisions at $\sqrt{s} = 7$ TeV

The CMS Collaboration*

Abstract

Results are presented of a search for compositeness in electrons and muons using a data sample of pp collisions at a center-of-mass energy $\sqrt{s} = 7$ TeV collected with the CMS detector at the LHC and corresponding to an integrated luminosity of 5.0 fb^{-1} . Excited leptons (ℓ^*) are assumed to be produced via contact interactions in conjunction with a standard model lepton and to decay via $\ell^* \rightarrow \ell\gamma$, yielding a final state with two energetic leptons and a photon. The number of events observed in data is consistent with that expected from the standard model. The 95% confidence upper limits for the cross section for the production and decay of excited electrons (muons), with masses ranging from 0.6 to 2 TeV, are 1.48 to 1.24 fb (1.31 to 1.11 fb). Excited leptons with masses below 1.9 TeV are excluded for the case where the contact interaction scale equals the excited lepton mass. These are the best limits published to date.

Submitted to Physics Letters B

*See Appendix A for the list of collaboration members

1 Introduction

The standard model (SM) of particle physics, albeit very successful, provides no explanation for the three generation structure of the fermion families. Attempts to explain the observed hierarchy have led to a family of models postulating that quarks and leptons might be composite objects of fundamental constituents [1–7]. The fundamental constituents are bound by an asymptotically free gauge interaction that becomes strong at a characteristic scale Λ . Compositeness models predict the existence of excited states of quarks (q^*) and leptons (ℓ^*) at this characteristic scale of the new binding interaction. Since these excited fermions couple to the ordinary SM fermions, they can be produced via contact interactions in collider experiments and subsequently decay radiatively to ordinary fermions through the emission of a $W/Z/\gamma$ boson or via contact interactions to other fermions. The excited leptons can also be produced via gauge-mediated interactions, but the cross sections for these are negligible for the range of parameters that are probed in this search and therefore this production mechanism is not considered. The effective Lagrangian describing the interaction of excited fermions [7] is parametrized by the scale Λ and by two factors f and f' representing the relative strength of the coupling between the excited fermions and isovector and isoscalar gauge fields, respectively. In this Letter the convention $f = f' = 1$ is adopted. The results for arbitrary $f = f' > 0$ can be simply obtained by a rescaling of the scale Λ to Λ/f .

Searches at LEP [8–11], HERA [12], and the Tevatron [13–16] found no evidence for excited leptons. At the Large Hadron Collider (LHC) [17] at CERN, previous searches performed by the CMS [18] and the ATLAS collaborations [19] have also shown no evidence for excited leptons. At a center-of-mass energy of $\sqrt{s} = 7$ TeV, with 36 pb^{-1} of data [18], CMS has excluded cross sections for the production and decay of the $\ell^* \rightarrow \ell\gamma$ channels higher than 0.16 to 0.21 pb (0.14 to 0.19 pb) in the e^* (μ^*) channel for excited lepton masses ranging from 0.2 TeV to 2 TeV. In the same channels and with more integrated luminosity, ATLAS excluded cross sections higher than 2.3 (4.5) fb for excited electrons (muons) masses above 0.9 TeV, and excluded e^* (μ^*) with masses M_{ℓ^*} below 1.87 (1.75) TeV for the scale of contact interaction $\Lambda = M_{\ell^*}$ [19].

This Letter presents a search for excited leptons, e^* and μ^* , using a data sample of pp collisions at a center-of-mass energy $\sqrt{s} = 7$ TeV collected with the CMS detector at the LHC in 2011 and corresponding to an integrated luminosity of $5.0 \pm 0.1 \text{ fb}^{-1}$. The production of an excited lepton in association with an oppositely charged lepton of the same flavor, via four-fermion contact interactions, is considered. Thus when the excited lepton decays via $\ell^* \rightarrow \ell\gamma$, there are two oppositely charged leptons and a photon in the final state.

2 The CMS detector

The central feature of the Compact Muon Solenoid (CMS) detector is a superconducting solenoid, of 6 m internal diameter and 12.5 m in length, which provides an axial field of 3.8 T. Starting from the collision point, the first three detector components inside the solenoid are the silicon pixel and strip trackers; the lead-tungstate crystal electromagnetic calorimeter (ECAL), comprising a central (barrel) section and two forward (endcap) sections; and the brass/scintillator hadron calorimeter (HCAL). Extensive forward calorimetry complements the coverage provided by the barrel and endcap detectors. The tracker consists of 10 layers of silicon strip detectors in addition to the pixel detectors. Four stations of muon detectors are embedded in the steel yoke of the superconducting solenoid, including forward sections in order to extend the covered pseudorapidity region up to $|\eta| < 2.4$. The pseudorapidity (η) is defined as $\eta = -\ln[\tan(\theta/2)]$. The CMS detector uses a right-handed coordinate system, with the origin

at the nominal interaction point, the x axis pointing to the center of the LHC, the y axis pointing up (perpendicular to the LHC plane), and the z axis along the anticlockwise-beam direction. The polar angle θ is measured from the positive z axis and the azimuthal angle ϕ is measured in the x - y plane. The projection of the momentum on to the x - y plane is used to define the transverse momentum p_T and the transverse energy E_T . The details of the CMS detector are described elsewhere [20].

3 Signal and background

The dominant, irreducible SM background in this search is Drell–Yan production of $\ell^+\ell^-\gamma$ where the final state photon is either radiated by an initial-state parton (initial-state radiation, ISR), or originates from one of the final-state leptons (final-state radiation, FSR). The second-most important background is due to Drell–Yan production associated with jets (Z+jets), where a jet is misidentified as a photon (see Section 5). Another important background in the e^* channel is due to W+jets events with an FSR or ISR photon where a jet is misidentified as an electron. In the μ^* channel, backgrounds from these W+jets processes that lead to one true, one misidentified muon, and a true photon in the final state have been estimated to be negligible. Other less significant backgrounds originate from diboson events (WW, WZ, ZZ), $t\bar{t}$ production, and, for the electron channel, $\gamma\gamma$ production. These backgrounds are mainly suppressed by requiring high transverse momentum thresholds on the leptons and photon. Backgrounds arising from misidentified photons or misidentified electrons are estimated using a data-driven technique which is described in Section 5. The other backgrounds are estimated from the simulation.

Signal samples in both electron and muon channels are produced using PYTHIA 6.424 [21] (PYTHIA 8.145 [22]) based on the leading order (LO) compositeness model described in Ref. [7]. The signal cross sections are estimated with the Q^2 scale set to the square of the mass of the excited lepton ($M_{\ell^*}^2$).

Samples are obtained for different values of the excited lepton mass and $\Lambda = 4$ TeV, with the CTEQ6L1 [23] parametrization for the parton distribution functions. This particular choice of the value of Λ has no impact on the simulated kinematics and all results are presented independently of the value of Λ , except for the signal yield in Fig. 1 and Fig. 2. The SM background samples: Z + γ , W + γ , $t\bar{t}$, Z + jets, W + jets, and WW are generated with MADGRAPH 4.5.1 [24]. PYTHIA has been used to perform the fragmentation and hadronization of samples generated with MADGRAPH. The diboson samples (WZ, ZZ) are generated using PYTHIA 6.424 [21]. For these SM background processes, the cross sections are scaled to the next-to-leading order (NLO) cross sections obtained from the parton level integrator MCFM [25]. All Monte Carlo events used in this analysis have been passed through the detailed simulation of the CMS detector based on GEANT4 [26].

4 Event reconstruction and selection

Candidate events for the electron (muon) channel are selected using triggers with the lowest possible thresholds on lepton transverse momentum. This corresponds to a transverse momentum threshold of 33 (24) GeV for the initial periods and 33 (40) GeV for the later periods of data collection in the electron (muon) channel. The trigger thresholds were raised in response to the increased mean instantaneous luminosity. For the leptons selected in the analysis, the trigger efficiencies are 100% (97%) in the electron (muon) channel. The two leptons and the photon in signal events are expected to be isolated from other particles in the event. This can be quantified by isolation variables, obtained by summing the energy deposits present inside a

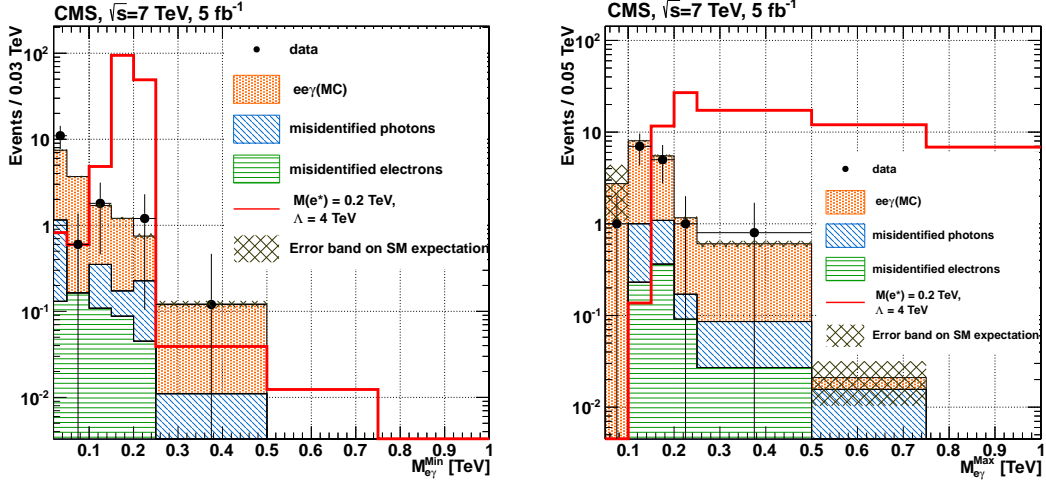


Figure 1: The distribution of events as a function of $M_{e\gamma}^{\min}$ (left) and $M_{e\gamma}^{\max}$ (right), expected in the presence of an excited electron with a mass of 0.2 TeV. The red dotted histogram corresponds to the contribution from the standard model backgrounds containing two real electrons and a real photon. The blue slanting hatched (green horizontal hatched) histograms correspond to the contribution from misidentified photon (electrons). The black solid circles correspond to the observed data. The red solid line histogram corresponds to the signal distribution for a mass of 0.2 TeV. The dark grey double hatched region shows the uncertainty in the SM expectation.

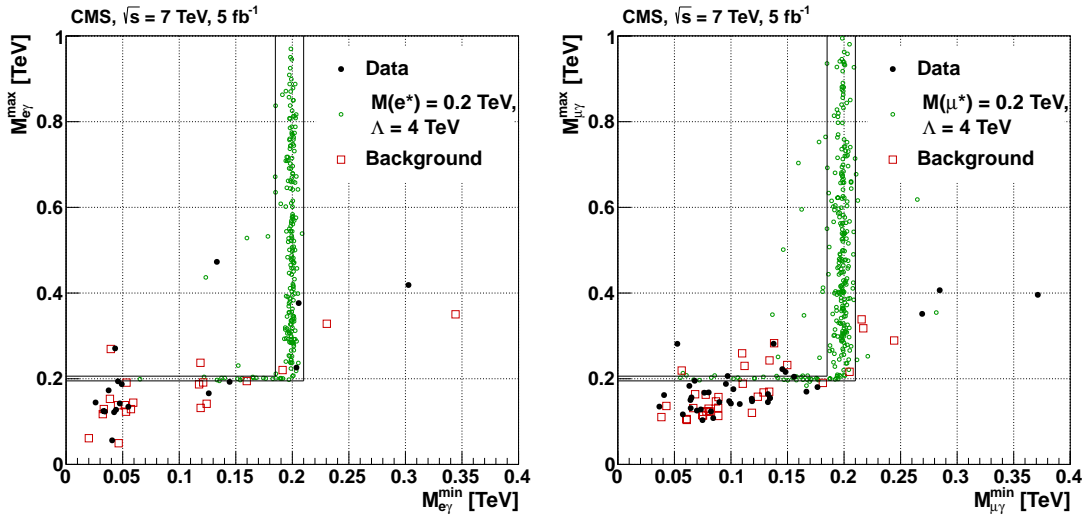


Figure 2: Distribution of $M_{e\gamma}^{\min}$ and $M_{e\gamma}^{\max}$ for the excited electron analysis (left) and excited muon analysis (right). The black solid circles, the red squares and the green open circles correspond to the observed data, the background distribution and the signal distribution, respectively. The optimized selection boundaries are shown for an excited lepton mass of 0.2 TeV. The sample is normalized to 5 fb^{-1} of integrated luminosity.

geometrical cone around the particle, in the tracker or in the calorimeters. Events with at least one well-reconstructed primary vertex, one isolated high- p_T photon, and two isolated high- p_T leptons are used in this analysis.

Electron identification is performed using clusters of localized energy deposits in the ECAL. An energy deposit in the ECAL due to an electron is identified by imposing requirements on shower shapes of the ECAL clusters and isolation variables as well as the ratio of the energies deposited in the hadron and electromagnetic calorimeters (H/E). A reconstructed track correctly associated with an ECAL cluster is also required. For the electron channel, the electrons are required to have a transverse energy $E_T > 35$ (40) GeV in the ECAL barrel (endcap) and $|\eta| < 2.5$, excluding the transition region $1.4442 < |\eta| < 1.560$ between the ECAL barrel and endcap regions. The electron is required to be isolated both in the tracker and calorimeter within a cone of radius $\Delta R \equiv \sqrt{(\Delta\phi)^2 + (\Delta\eta)^2} < 0.3$ around its direction. In the tracker, the sum of the p_T 's of the tracks, with track $p_T > 0.7$ GeV and excluding tracks within an inner cone of radius $\Delta R < 0.04$ relative to the electron, is required to be less than 5 GeV. For the isolation using the calorimeters, a variable E_T^{iso} is introduced, defined as the total sum of transverse energy deposits excluding deposits associated with the electron. In the barrel, E_T^{iso} is required to be less than $0.03E_T + 2.0$ GeV, and in the endcap: for $E_T < 50$ GeV, the total E_T^{iso} is required to be < 2.5 GeV; for $E_T > 50$ GeV, it is required to be $< 0.03E_T + 1.0$ GeV.

For photons, identification criteria on the shower shapes, isolation variables and H/E are applied to energy clusters in the ECAL. Photon candidates are required to have clusters with $E_T > 35$ GeV and to be in the central region (barrel) of the ECAL with $|\eta| < 1.4442$. The photon is also required to be isolated within a cone of radius $\Delta R < 0.4$ around its direction, both in the tracker and calorimeter. In the tracker, the sum of the transverse momenta of the tracks, excluding tracks within an inner cone of 0.04, is required to be less than $0.001p_T + 2$ GeV. In the ECAL, the total E_T^{iso} in the barrel, excluding deposits associated with the photon, is required to be $< 0.006E_T + 4.2$ GeV, whereas for the HCAL isolation, it is required to be $< 0.0025E_T + 2.2$ GeV.

Muons are reconstructed by combining tracks from the inner tracker and the outer muon system, requiring at least one hit in the pixel tracker, hits in more than 8 tracker layers and track segments reconstructed in at least two muon stations. Since the segments have multiple hits which typically occur in different muon detectors and are therefore separated by thick layers of iron, the latter requirement significantly reduces the probability of a hadron being misidentified as a muon. For the muon channel, two muons are required with each having $|\eta| < 2.1$; and the higher (lower) momentum muon must have $p_T > 45$ (40) GeV. In order to reduce the cosmic-rays muon background, the transverse impact parameters of both muon tracks with respect to the primary vertex of the event are required to be less than 0.2 cm. Muon pairs which are back-to-back in the transverse plane are rejected, with the angle between two muon tracks $< \pi - 0.02$. Furthermore, the muon is required to be isolated such that the scalar sum of the transverse momenta of all tracks originating at the interaction vertex, excluding the muon itself, within a $\Delta R < 0.3$ cone around its direction is less than 10% of its p_T .

In order to reject Drell–Yan events with final state radiation, the distance in (η, ϕ) coordinates between the photon and the leading lepton, $\Delta R(\ell, \gamma)$ is required to be $\Delta R(\ell, \gamma) > 0.5$ for $\ell = e$ and $\Delta R(\ell, \gamma) > 0.7$ for $\ell = \mu$. Two lepton-photon invariant masses can also be computed, because the final state is composed of two leptons and one photon. For the electron channel, the dielectron invariant mass is required to be above 60 GeV and each of the dielectron and electron-photon invariant masses are required to be outside a ± 25 GeV window centered at the nominal Z mass (91.19 GeV). For the muon channel, the dilepton invariant mass is required to be 25 GeV above the nominal Z mass. Fig. 1 shows the distribution of $M_{\ell\gamma}^{\text{min}}$ and $M_{\ell\gamma}^{\text{max}}$, the lower

and higher invariant mass respectively. In the case of a signal, the correct assignment peaks at the excited lepton mass. In the $M_{\ell\gamma}^{\min}$ - $M_{\ell\gamma}^{\max}$ plane, the signal is distributed along two mutually perpendicular narrow bands. This shape determines the final selection cuts as outlined below and is illustrated in Fig. 2 for $M_{\ell^*} = 0.2$ TeV. Identical boundaries are used for the electron and muon channel. The only difference in the selection between the two channels is the Z veto, which, in the electron channel, is also applied on electron-photon invariant mass.

The background is located in the low invariant mass region, while the signal populates the higher invariant mass region. Using simulations, the boundaries of the signal region for a given mass have been chosen to optimize the expected limit. The final values for different excited lepton masses are shown in Table 1. For $M_{\ell^*} = 0.2$ TeV, the horizontal band is small, in order to reduce the background contamination. For $M_{\ell^*} = 0.4$ TeV, a larger horizontal band can be used, the increase of the background contamination being compensated by the gain in signal efficiency. For higher excited lepton masses, the horizontal band is large to improve the signal efficiency in regions where almost no background is present.

Table 1: Measured signal and expected background event numbers for the electron and muon channels as a function of the mass of the excited lepton. The signal efficiency with its corresponding uncertainty is given as ϵ_{signal} . The expected numbers of background events are reported as N_{bkgd} with Clopper–Pearson errors [27] along with the observed data N_{data} . The boundaries values for $M_{\ell\gamma}^{\min}$ and $M_{\ell\gamma}^{\max}$, which correspond to the signal region, are also given. The signal efficiencies shown with † symbol are obtained from a polynomial curve fitted to the reference mass points signal efficiencies.

M_{ℓ^*} (TeV)	$M_{\ell\gamma}^{\min}$ (TeV)	$M_{\ell\gamma}^{\max}$ (TeV)	Electron channel			Muon channel		
			ϵ_{signal} (%)	N_{bkgd}	N_{data}	ϵ_{signal} (%)	N_{bkgd}	N_{data}
0.2	0.19-0.21	0.20-0.21	24.8 ± 1.8	$1.0^{+1.1}_{-0.5}$	2	28.2 ± 1.3	$1.2^{+1.7}_{-0.6}$	2
0.3	0.23-0.37	0.29-0.31	$30.0 \pm 2.2^\dagger$	$1.2^{+2.1}_{-0.8}$	1	$34.4 \pm 1.6^\dagger$	$5.4^{+2.6}_{-1.8}$	2
0.4	0.28-0.52	0.38-0.41	32.7 ± 2.4	$0.1^{+1.4}_{-0.1}$	1	39.1 ± 1.8	$1.6^{+2.0}_{-0.9}$	3
0.5	0.35-0.65	0.47-0.53	$34.8 \pm 2.6^\dagger$	$0.0^{+1.4}_{-0.0}$	1	$42.1 \pm 1.9^\dagger$	$0.0^{+1.4}_{-0.0}$	1
0.6	0.42-0.78	0.55-0.64	36.6 ± 2.6	$0.0^{+1.4}_{-0.0}$	0	45.4 ± 2.0	$0.0^{+1.4}_{-0.0}$	0
0.7	0.49-0.91	0.65-0.76	$37.8 \pm 2.7^\dagger$	$0.1^{+1.4}_{-0.0}$	0	$45.9 \pm 2.1^\dagger$	$1.0^{+1.7}_{-0.6}$	0
0.8	0.56-1.04	0.75-0.88	37.8 ± 2.7	$0.0^{+1.4}_{-0.0}$	0	45.3 ± 2.0	$0.0^{+1.4}_{-0.0}$	0
1.0	0.70-1.30	0.75-1.08	40.4 ± 2.8	$0.0^{+1.4}_{-0.0}$	0	48.5 ± 2.1	$0.0^{+1.4}_{-0.0}$	0
1.2	0.84-1.56	0.75-1.34	41.1 ± 2.9	$0.0^{+1.4}_{-0.0}$	0	50.0 ± 2.2	$0.0^{+1.4}_{-0.0}$	0
1.5	1.05-1.95	0.75-1.67	41.7 ± 2.9	$0.0^{+1.4}_{-0.0}$	0	50.8 ± 2.2	$0.0^{+1.4}_{-0.0}$	0
2.0	1.40-2.60	0.75-2.23	43.5 ± 3.1	$0.0^{+1.4}_{-0.0}$	0	50.4 ± 2.2	$0.0^{+1.4}_{-0.0}$	0

5 Background due to particle misidentification

Hadronic jets in which a π^0 carries a significant fraction of the energy may be misidentified as isolated photons. Thus Z+jets events are a potential background for this search. The photon misidentification rate is measured directly from a data sample dominated by jets, with a photon-like candidate cluster embedded inside, which can potentially be misidentified as a photon. The misidentification rate is defined as the ratio of the number of photon candidates passing all the photon selection criteria (numerator) to the number of photon candidates that pass a loose set of shower shape requirements but fail one of the photon isolation criteria (denominator). The misidentification rate is estimated in bins of photon E_T . The numerator sample can have a contribution from isolated true photons. The probability distribution of the energy-weighted shower width ($\sigma_{\eta\eta}$) computed in units of crystal size of isolated true photons is different from that of non-isolated photons. The true photon fraction in the numerator is estimated by fitting these two different shower shapes to the shower shape distribution of the numerator sample, and subtracted from the numerator. In order to estimate the contribution of misidentified photons in the analysis, this corrected misidentification rate is applied to a subsample of data events containing one photon candidate and satisfying all other selection criteria. This rate is calculated in photon E_T bins of (0.03–0.05, 0.05–0.075, 0.075–0.09, 0.09–0.2) TeV. Fig. 3 shows the E_T dependence of the photon misidentification rate. The calculated misidentified photon rate is found to be 0.28, 0.07, 0.06 and 0.09 for the above mentioned E_T bins.

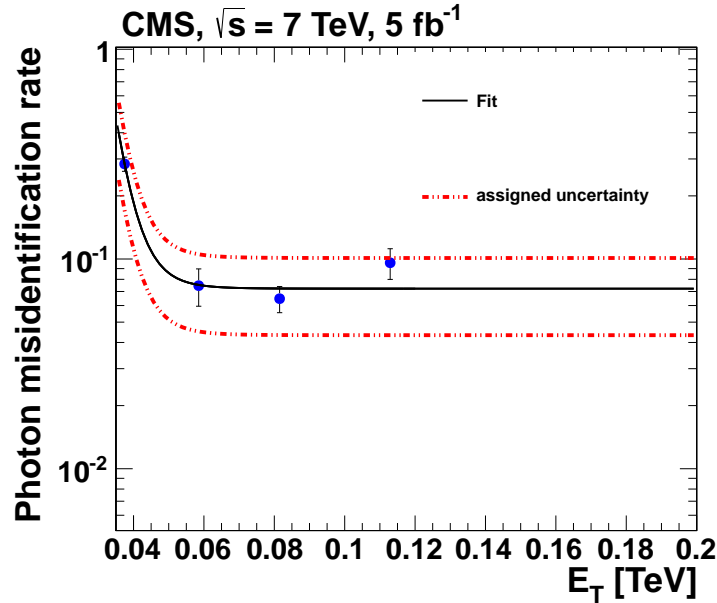


Figure 3: The jet-to-photon misidentification rate as a function of E_T . The dashed line is the 40% uncertainty band.

From a fit, the measured rate is parametrized by a function, $f_{\gamma}^{\text{misid}}(E_T)$, as given in the equation (1) with a , b and c being the fit parameters:

$$f_{\gamma}^{\text{misid}}(E_T) = a + \frac{b}{(E_T)^c} \quad (1)$$

An uncertainty of 40% is assigned to this function which envelopes the spread of data points relative to the fit. From this method, after applying cuts as given in Table 1 to the lowest mass

point of 0.2 TeV, the contribution of photon misidentification background in the full selection is found to be $0.07^{+0.16}_{-0.07}$ events for both the electron and the muon channels. It is negligible for higher mass points.

Table 2: Details of the expected background compositions for several masses, showing contributions from $Z + \gamma$ MC sample, misidentified γ and misidentified electron estimated from data. The uncertainties are reported as the quadratic sum of statistical and systematic errors.

M_{ℓ^*} (TeV)	Electron channel			Muon channel	
	$Z + \gamma$ MC	misid γ	misid electron	$Z + \gamma$ MC	misid γ
0.2	$0.8^{+1.1}_{-0.5}$	$0.07^{+0.16}_{-0.07}$	$0.08^{+0.17}_{-0.07}$	$1.0^{+1.7}_{-0.6}$	$0.07^{+0.16}_{-0.07}$
0.4	$0.0^{+1.4}_{-0.0}$	$0.07^{+0.16}_{-0.07}$	$0.01^{+0.02}_{-0.01}$	$1.6^{+1.9}_{-0.9}$	$0.00^{+0.45}_{-0.00}$
≥ 0.8	$0.0^{+1.4}_{-0.0}$	$0.00^{+0.45}_{-0.00}$	$0.00^{+0.08}_{-0.00}$	$0.0^{+1.4}_{-0.0}$	$0.00^{+0.45}_{-0.00}$

Backgrounds with zero or one real electron can contribute to the e^* search. The largest contributions come from processes such as $W(\rightarrow e\nu) + \text{jet} + \gamma$ where the jet in the event is misidentified as an electron. Misidentification can occur when photons coming from π^0 s inside a jet convert to an e^+e^- pair and are misidentified as electrons. Other possible sources include when a charged particle within a jet provides both the track in the tracker and an electromagnetic cluster that together fake an electron signature, or when a track from a charged particle matches with a nearby energy deposition in the calorimeter from another particle. The misidentification rate is calculated as the ratio between the number of candidates passing the electron selection criteria with respect to those satisfying looser selection criteria. The looser selection criteria require only that the first tracker layer contributes a hit to the electron track and that offline emulations of the online trigger requirements (“loose identification requirements”) on shower shape $\sigma_{\eta\eta}$ and the ratio H/E are satisfied. This ratio is estimated as a function of E_T in bins of η ($f_{\text{electron}}^{\text{misid}}(E_T, \eta)$) using a data sample selected with single-photon triggers [28]. The jet to electron misidentified background in e^* is estimated by applying this misidentification rate to a sample passing all our selection requirements, including triggers, except requiring one of the electron candidates to fail the electron identification criteria and pass instead the loose identification requirements. The systematic uncertainty on $f_{\text{electron}}^{\text{misid}}(E_T, \eta)$ is determined using a sample of events containing two reconstructed electrons as in [28]. The contribution from jet events to the dielectron mass spectrum can be determined either by applying the misidentification rate twice on events with two loose electrons or by applying the misidentification rate once on events with one fully identified electron and one loose electron. The first estimate lacks contributions from $W + \text{jets}$ and $\gamma + \text{jets}$ events while the second estimate is contaminated by Drell–Yan events. These effects are corrected using simulated samples. If the misidentification rate method is correct, the two corrected estimations should agree. Both estimates are found to agree well and the residual difference of 40% is taken as a systematic uncertainty on the jet to electron misidentification rate. The contribution from events which have zero or one real electron is $0.08^{+0.17}_{-0.07}$ for the lowest mass point of 0.2 TeV and is negligible for higher mass points.

6 Results

After all selection steps the expected background for $M_{\ell^*} > 0.7$ TeV is found to be $0^{+1.4}_{-0.0}$ event in the simulated sample. The signal efficiency increases with the mass of the excited lepton,

from 25% to 44% in the electron channel and 28% to 50% in the muon channel. All numbers are summarized in Table 1. The expected numbers of signal events and irreducible background events are evaluated from simulation while the contribution of misidentified particles is derived from data. The background composition for several mass points, 0.2 TeV, 0.4 TeV and ≥ 0.6 TeV for both channels is shown in Table 2. The uncertainties in the description of the detector performance, such as lepton energy or momentum resolution, lepton and photon energy scales, have been included in the systematic uncertainties. The impact on the signal yield corresponds to an uncertainty of $\pm 2\%$ and $\pm 3.5\%$, for each of the channels respectively. Effects caused by the increase in the typical number of additional pp interactions ('pileup') per LHC bunch crossing are modeled by adding to the generated events multiple collisions with a multiplicity distribution matched to the luminosity profile of the collision data. To evaluate the systematic uncertainty associated with the pileup simulation, the mean of the distribution of the pileup interactions is varied by 5%, leading to a variation of 3.0% (0.6%) in the simulated backgrounds and 1.0% (1.5%) in signal yields in the electron (muon) channel. An additional systematic uncertainty of 10% is assigned to the background to account for uncertainties associated with the choice of parton distribution functions. The uncertainty in the luminosity normalization is 2.2% [29].

As seen in Table 1, for masses above 0.5 TeV, no data events pass the criteria designed to select excited lepton signatures. Using a single bin counting method, upper limits are provided on the production cross section times branching fraction of excited electrons and excited muons at the 95% confidence level. The method is implemented in the statistical package developed by the Higgs study group [30]. The computation has been performed using both a Bayesian [31, 32] and a CL_s [33, 34] approach; the results are found to be consistent with each other. The results presented here are from the frequentist CL_s approach, without the use of the asymptotic approximation [30]. The background and signal uncertainties are dominated by completely uncorrelated uncertainties. The integrated luminosity normalization uncertainty is considered separately, with 100% correlation between signal and background. The nuisance parameters related to the uncertainties on the background are treated according to gamma probability distribution functions. The uncertainties on the signal yield and the integrated luminosity normalization are taken into account via a lognormal treatment of nuisance parameters. The observed limits for the electron and the muon channels are shown in Fig. 4. Production cross sections higher than 1.48 to 1.24 fb (1.31 to 1.11 fb) are excluded at the 95% confidence limit (CL) for e^* (μ^*) masses ranging from 0.6 to 2 TeV. The structure observed in the expected and observed limits results from the limited sizes of the simulated background samples. The optimization of the invariant masses selecting the $M_{\ell\gamma}^{\min} - M_{\ell\gamma}^{\max}$ signal region has been determined from simulation of signal reference mass points, ranging from $M_{\ell^*} = 0.2$ TeV to 2.0 TeV in steps of 0.2 TeV. For lower masses, the selected signal regions do not overlap. For continuous coverage, additional mass points for $M_{\ell^*} < 0.6$ TeV, have been added by interpolating the cut thresholds and the signal efficiencies. Limits for masses between 0.2 and 0.4 TeV are less stringent because of the presence of background in this region.

In the excited muon channel, as visible in Table 1, the bump at $M_{\mu^*} \sim 0.5$ TeV corresponds to a region where the background is found to be $0.0_{-0.0}^{+1.4}$ in the simulated sample while one data event is observed. Also in this channel, the shape of the uncertainty bands at $M_{\mu^*} = 0.7$ TeV corresponds to a region where the background is found to be $1.0_{-0.6}^{+1.7}$ in the simulated sample while zero data events are observed. The muon channel cross section limit is slightly lower compared to the electron channel because of the difference in the acceptance.

The set of $\Lambda - M_{\ell^*}$ values for which the theoretical cross section times branching fraction is higher than the 95% upper limit on cross section, is considered as excluded region of the pa-

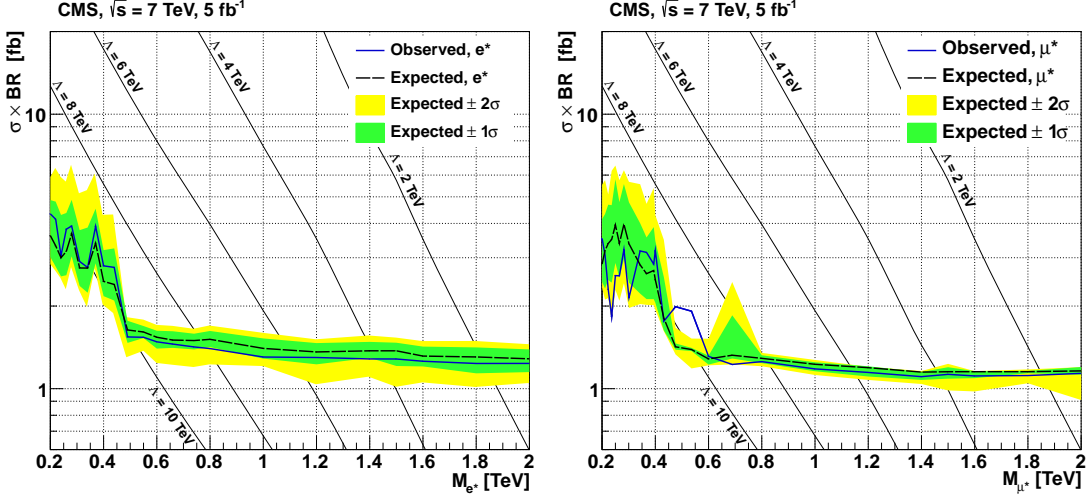


Figure 4: Expected and observed 95% CL upper limits on the cross section of the studied channel for the different excited electron (left) and muon (right) mass points given in Table 1, using the CL_s method. The black solid lines correspond to the excited lepton LO cross sections times branching ratio for different Λ scales. The one (two) standard deviation uncertainty bands are shown in green (yellow).

parameter space. The exclusion region in the $\Lambda - M_{\ell^*}$ plane is shown in Fig. 5. The displayed uncertainty band corresponds to the uncertainty on the cross section limits, and does not take into account uncertainties on the theoretical signal cross section. The signal cross sections are estimated with the Q^2 scale set to the square of the mass of excited lepton ($M_{\ell^*}^2$). If the Q^2 scale is varied to $M_{\ell^*}^2/2$, the limit for $\Lambda = M_{\ell^*}$ increases by 1.5% and if it is varied to $2M_{\ell^*}^2$, the limit for $\Lambda = M_{\ell^*}$ decreases by 2.4%.

Assuming the same masses for e^* and μ^* , the two counting experiments have been combined using the CL_s approach, improving the excluded cross section limit to 0.73 to 0.60 fb for masses from 0.6 to 2 TeV. The following uncertainties have been considered as completely correlated between the two channels: the photon scale factor uncertainties in signal and background, the photon misidentification rate systematic uncertainty not related to statistics, the luminosity uncertainty, the pileup simulation uncertainty, the $Z + \gamma$ normalization uncertainty, and the $Z + \gamma$ PDF uncertainty. The other uncertainties are considered as 100% uncorrelated.

7 Summary

A search has been performed with the CMS detector for excited leptons in the electron ($pp \rightarrow ee^* \rightarrow ee\gamma$) and muon ($pp \rightarrow \mu\mu^* \rightarrow \mu\mu\gamma$) channels. For lower ℓ^* masses the electron channel is less sensitive as it is more affected by misidentification of photons and electrons. For each excited lepton mass, the excluded cross section can be associated with a value for the new interaction scale Λ . Excited leptons (electrons or muons) with masses below 1.9 TeV are excluded for the scale of contact interaction $\Lambda = M_{\ell^*}$. Production cross sections higher than 1.48 to 1.24 fb (1.31 to 1.11 fb) are excluded at the 95% CL for e^* (μ^*) masses ranging from 0.6 to 2 TeV. These limits are the most stringent published to date.

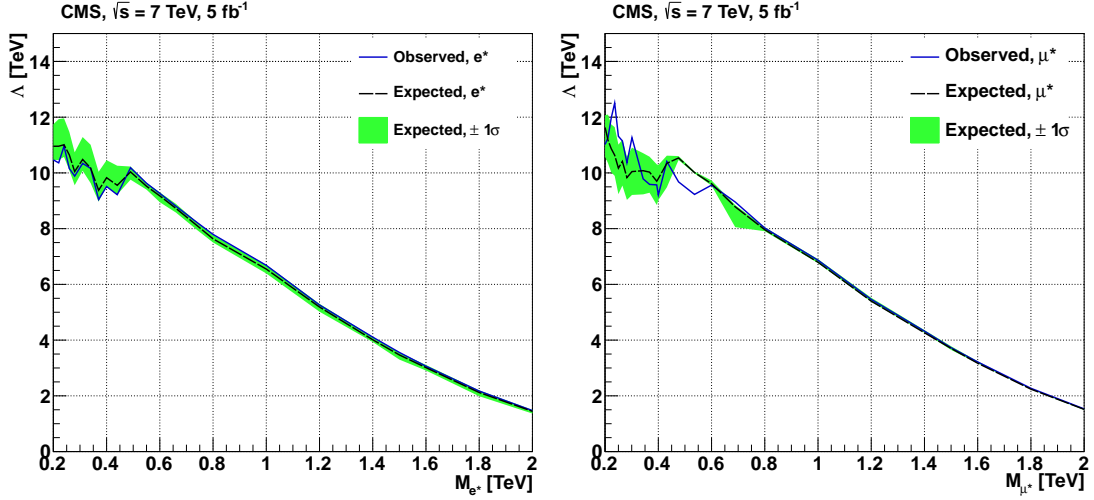


Figure 5: Expected and observed 95% CL lower limits on the Λ scale for the different excited electron (left) and muon (right) mass points given in Table 1, using the CL_s method. These limits are computed with the LO signal cross section obtained from PYTHIA 6.424. The one standard deviation uncertainty band is shown in green. The bands do not include the uncertainty on signal cross section.

Acknowledgements

We congratulate our colleagues in the CERN accelerator departments for the excellent performance of the LHC machine. We thank the technical and administrative staff at CERN and other CMS institutes, and acknowledge support from: FMSR (Austria); FNRS and FWO (Belgium); CNPq, CAPES, FAPERJ, and FAPESP (Brazil); MES (Bulgaria); CERN; CAS, MoST, and NSFC (China); COLCIENCIAS (Colombia); MSES (Croatia); RPF (Cyprus); MoER, SF0690030s09 and ERDF (Estonia); Academy of Finland, MEC, and HIP (Finland); CEA and CNRS/IN2P3 (France); BMBF, DFG, and HGF (Germany); GSRT (Greece); OTKA and NKTH (Hungary); DAE and DST (India); I± (Iran); SFI (Ireland); INFN (Italy); NRF and WCU (Korea); LAS (Lithuania); CINVESTAV, CONACYT, SEP, and UASLP-FAI (Mexico); MSI (New Zealand); PAEC (Pakistan); MSHE and NSC (Poland); FCT (Portugal); JINR (Armenia, Belarus, Georgia, Ukraine, Uzbekistan); MON, RosAtom, RAS and RFBR (Russia); MSTD (Serbia); MICINN and CPAN (Spain); Swiss Funding Agencies (Switzerland); NSC (Taipei); TUBITAK and TAEK (Turkey); STFC (United Kingdom); DOE and NSF (USA). Individuals have received support from the Marie-Curie programme and the European Research Council (European Union); the Leventis Foundation; the A. P. Sloan Foundation; the Alexander von Humboldt Foundation; the Belgian Federal Science Policy Office; the Fonds pour la Formation à la Recherche dans l'Industrie et dans l'Agriculture (FRRIA-Belgium); the Agentschap voor Innovatie door Wetenschap en Technologie (IWT-Belgium); the Council of Scientific and Industrial Research, India; and the HOMING PLUS programme of Foundation for Polish Science, cofinanced from European Union, Regional Development Fund.

References

- [1] J. C. Pati, A. Salam, and J. A. Strathdee, “Are quarks composite?”, *Phys. Lett. B* **59** (1975) 265, doi:10.1016/0370-2693(75)90042-8.

- [2] H. Terazawa, M. Yasuè, K. Akama et al., “Observable effects of the possible substructure of leptons and quarks”, *Phys. Lett. B* **112** (1982) 387, doi:10.1016/0370-2693(82)91075-9.
- [3] M. Abolins, B. Blumenfeld, E. Eichten et al., “Testing the Compositeness of Quarks and Leptons”, in *Elementary Particles and Future Facilities (Snowmass 1982)*, p. 274. 1982. eConf C8206282.
- [4] E. Eichten, K. D. Lane, and M. E. Peskin, “New Tests for Quark and Lepton Substructure”, *Phys. Rev. Lett.* **50** (1983) 811, doi:10.1103/PhysRevLett.50.811.
- [5] H. Harari, “Composite models for quarks and leptons”, *Physics Reports* **104** (1984) 159, doi:10.1016/0370-1573(84)90207-2.
- [6] K. D. Lane, F. E. Paige, T. Skwarnicki et al., “Simulations of supercollider physics”, *Phys. Rept.* **278** (1997) 291, doi:10.1016/S0370-1573(96)00018-X, arXiv:hep-ph/9412280.
- [7] U. Baur, M. Spira, and P. M. Zerwas, “Excited quark and lepton production at hadron colliders”, *Phys. Rev. D* **42** (1990) 815, doi:10.1103/PhysRevD.42.815.
- [8] ALEPH Collaboration, “Search for excited leptons at 130–140 GeV”, *Phys. Lett. B* **385** (1996) 445, doi:10.1016/0370-2693(96)00961-6.
- [9] DELPHI Collaboration, “Search for composite and exotic fermions at LEP 2”, *Eur. Phys. J. C* **8** (1999) 41, doi:10.1007/s100529901074, arXiv:hep-ex/9811005.
- [10] OPAL Collaboration, “Search for unstable heavy and excited leptons at LEP 2”, *Eur. Phys. J. C* **14** (2000) 73, doi:10.1007/s100520050734, arXiv:hep-ex/0001056.
- [11] L3 Collaboration, “Search for excited leptons at LEP”, *Phys. Lett. B* **568** (2003) 23, doi:10.1016/j.physletb.2003.05.004, arXiv:hep-ex/0306016.
- [12] H1 Collaboration, “Search for excited electrons in ep collisions at HERA”, *Phys. Lett. B* **666** (2008) 131, doi:10.1016/j.physletb.2008.07.014, arXiv:0805.4530.
- [13] CDF Collaboration, “Search for Excited and Exotic Electrons in the $e\gamma$ Decay Channel in $p\bar{p}$ Collisions at $\sqrt{s} = 1.96$ TeV”, *Phys. Rev. Lett.* **94** (2005) 101802, doi:10.1103/PhysRevLett.94.101802, arXiv:hep-ex/0410013.
- [14] CDF Collaboration, “Search for Excited and Exotic Muons in the $\mu\gamma$ Decay Channel in $p\bar{p}$ Collisions at $\sqrt{s} = 1.96$ TeV”, *Phys. Rev. Lett.* **97** (2006) 191802, doi:10.1103/PhysRevLett.97.191802, arXiv:hep-ex/0606043.
- [15] D0 Collaboration, “Search for excited muons in $p\bar{p}$ collisions at $\sqrt{s} = 1.96$ TeV”, *Phys. Rev. D* **73** (2006) 111102, doi:10.1103/PhysRevD.73.111102, arXiv:hep-ex/0604040.
- [16] D0 Collaboration, “Search for excited electrons in $p\bar{p}$ collisions at $\sqrt{s} = 1.96$ TeV”, *Phys. Rev. D* **77** (2008) 091102, doi:10.1103/PhysRevD.77.091102, arXiv:0801.0877.
- [17] L. Evans and P. Bryant, “LHC Machine”, *JINST* **3** (2008) S08001, doi:10.1088/1748-0221/3/08/S08001.

- [18] CMS Collaboration, “A search for excited leptons in pp collisions at $\sqrt{s} = 7$ TeV”, *Phys. Lett. B* **704** (2011) 143, doi:10.1016/j.physletb.2011.09.021, arXiv:1107.1773.
- [19] ATLAS Collaboration, “Search for excited leptons in proton-proton collisions at $\sqrt{s} = 7$ TeV with the ATLAS detector”, *Phys. Rev. D* **85** (2012) 072003, doi:10.1103/PhysRevD.85.072003, arXiv:1201.3293.
- [20] CMS Collaboration, “The CMS experiment at the CERN LHC”, *JINST* **03** (2008) S08004, doi:10.1088/1748-0221/3/08/S08004.
- [21] T. Sjöstrand, S. Mrenna, and P. Z. Skands, “PYTHIA 6.4 physics and manual”, *JHEP* **05** (2006) 026, doi:10.1088/1126-6708/2006/05/026, arXiv:hep-ph/0603175.
- [22] T. Sjöstrand, S. Mrenna, and P. Z. Skands, “A brief introduction to PYTHIA 8.1”, *Comput. Phys. Commun.* **178** (2008) 852, doi:10.1016/j.cpc.2008.01.036, arXiv:hep-ph/07103820.
- [23] J. Pumplin, D. R. Stump, J. Huston et al., “New Generation of Parton Distributions with Uncertainties from Global QCD Analysis”, *JHEP* **07** (2002) 012, doi:10.1088/1126-6708/2002/07/012, arXiv:hep-ph/0201195.
- [24] J. Alwall et al., “MadGraph/MadEvent v4: The New Web Generation”, *JHEP* **0709** (2007) 028, doi:10.1088/1126-6708/2007/09/028, arXiv:0706.2334.
- [25] J. M. Campbell and R. K. Ellis, “MCFM for the Tevatron and the LHC”, in *Loops and Legs in Quantum Field Theory, 10th DESY Workshop on Elementary Particle Theory*. 2010. arXiv:1007.3492. Nucl. Phys. Proc. Suppl. 205–206. doi:10.1016/j.nuclphysbps.2010.08.011.
- [26] GEANT4 Collaboration, “GEANT4—a simulation toolkit”, *Nucl. Instrum. Meth. A* **506** (2003) 250, doi:10.1016/S0168-9002(03)01368-8.
- [27] C. J. Clopper and E. S. Pearson, “The Use of Confidence or Fiducial Limits Illustrated in the Case of the Binomial”, *Biometrika* **26** (1934) 404, doi:10.1093/biomet/26.4.404.
- [28] CMS Collaboration, “Search for Contact Interactions in $\mu^+\mu^-$ Events in pp Collisions at $\sqrt{s} = 7$ TeV”, CMS Physics Analysis Summary CMS-PAS-EXO-11-009, (2011).
- [29] CMS Collaboration, “Absolute Calibration of the Luminosity Measurement at CMS: Winter 2012 Update”, CMS Physics Analysis Summary CMS-PAS-SMP-12-008, (2012).
- [30] ATLAS and CMS Collaborations, “Procedure for the LHC Higgs boson search combination in Summer 2011”, Technical Report CMS-NOTE-2011-005, ATL-PHYS-PUB-2011-011, CERN, Geneva, (2011).
- [31] J. Heinrich, C. Blocker, J. Conway et al., “interval estimation in the presence of nuisance parameters. 1. Bayesian approach”, (2004). arXiv:physics/0409129.
- [32] K. Nakamura et al., “The Review of Particle Physics”, *J. Phys. G* **37** (2010) 075021, doi:10.1088/0954-3899/37/7A/075021. Sec. 33.3.1.
- [33] A. L. Read, “Presentation of search results: the CL_s technique”, *J. Phys. G* **28** (2002), no. 10, 2693, doi:10.1088/0954-3899/28/10/313.

-
- [34] T. Junk, "Confidence level computation for combining searches with small statistics", *Nucl. Instrum. Meth. A* **434** (1999) 435, doi:10.1016/S0168-9002(99)00498-2, arXiv:hep-ex/9902006.

A The CMS Collaboration

Yerevan Physics Institute, Yerevan, Armenia

S. Chatrchyan, V. Khachatryan, A.M. Sirunyan, A. Tumasyan

Institut für Hochenergiephysik der OeAW, Wien, Austria

W. Adam, E. Aguilo, T. Bergauer, M. Dragicevic, J. Erö, C. Fabjan¹, M. Friedl, R. Frühwirth¹, V.M. Ghete, J. Hammer, N. Hörmann, J. Hrubec, M. Jeitler¹, W. Kiesenhofer, V. Knünz, M. Krammer¹, I. Krätschmer, D. Liko, I. Mikulec, M. Pernicka[†], B. Rahbaran, C. Rohringer, H. Rohringer, R. Schöfbeck, J. Strauss, A. Taurok, W. Waltenberger, G. Walzel, E. Widl, C.-E. Wulz¹

National Centre for Particle and High Energy Physics, Minsk, Belarus

V. Mossolov, N. Shumeiko, J. Suarez Gonzalez

Universiteit Antwerpen, Antwerpen, Belgium

M. Bansal, S. Bansal, T. Cornelis, E.A. De Wolf, X. Janssen, S. Luyckx, L. Mucibello, S. Ochesanu, B. Roland, R. Rougny, M. Selvaggi, Z. Staykova, H. Van Haevermaet, P. Van Mechelen, N. Van Remortel, A. Van Spillbeeck

Vrije Universiteit Brussel, Brussel, Belgium

F. Blekman, S. Blyweert, J. D'Hondt, R. Gonzalez Suarez, A. Kalogeropoulos, M. Maes, A. Olbrechts, W. Van Doninck, P. Van Mulders, G.P. Van Onsem, I. Villella

Université Libre de Bruxelles, Bruxelles, Belgium

B. Clerbaux, G. De Lentdecker, V. Dero, A.P.R. Gay, T. Hreus, A. Léonard, P.E. Marage, A. Mohammadi, T. Reis, L. Thomas, G. Vander Marcken, C. Vander Velde, P. Vanlaer, J. Wang

Ghent University, Ghent, Belgium

V. Adler, K. Beernaert, A. Cimmino, S. Costantini, G. Garcia, M. Grunewald, B. Klein, J. Lellouch, A. Marinov, J. McCartin, A.A. Ocampo Rios, D. Ryckbosch, N. Strobbe, F. Thyssen, M. Tytgat, P. Verwilligen, S. Walsh, E. Yazgan, N. Zaganidis

Université Catholique de Louvain, Louvain-la-Neuve, Belgium

S. Basegmez, G. Bruno, R. Castello, L. Ceard, C. Delaere, T. du Pree, D. Favart, L. Forthomme, A. Giammanco², J. Hollar, V. Lemaitre, J. Liao, O. Militaru, C. Nuttens, D. Pagano, A. Pin, K. Piotrkowski, N. Schul, J.M. Vizan Garcia

Université de Mons, Mons, Belgium

N. Belyi, T. Caebergs, E. Daubie, G.H. Hammad

Centro Brasileiro de Pesquisas Fisicas, Rio de Janeiro, Brazil

G.A. Alves, M. Correa Martins Junior, D. De Jesus Damiao, T. Martins, M.E. Pol, M.H.G. Souza

Universidade do Estado do Rio de Janeiro, Rio de Janeiro, Brazil

W.L. Aldá Júnior, W. Carvalho, A. Custódio, E.M. Da Costa, C. De Oliveira Martins, S. Fonseca De Souza, D. Matos Figueiredo, L. Mundim, H. Nogima, V. Oguri, W.L. Prado Da Silva, A. Santoro, L. Soares Jorge, A. Sznajder

Instituto de Fisica Teorica, Universidade Estadual Paulista, Sao Paulo, Brazil

T.S. Anjos³, C.A. Bernardes³, F.A. Dias⁴, T.R. Fernandez Perez Tomei, E.M. Gregores³, C. Lagana, F. Marinho, P.G. Mercadante³, S.F. Novaes, Sandra S. Padula

Institute for Nuclear Research and Nuclear Energy, Sofia, Bulgaria

V. Genchev⁵, P. Iaydjiev⁵, S. Piperov, M. Rodozov, S. Stoykova, G. Sultanov, V. Tcholakov, R. Trayanov, M. Vutova

University of Sofia, Sofia, Bulgaria

A. Dimitrov, R. Hadjiiska, V. Kozhuharov, L. Litov, B. Pavlov, P. Petkov

Institute of High Energy Physics, Beijing, China

J.G. Bian, G.M. Chen, H.S. Chen, C.H. Jiang, D. Liang, S. Liang, X. Meng, J. Tao, J. Wang, X. Wang, Z. Wang, H. Xiao, M. Xu, J. Zang, Z. Zhang

State Key Lab. of Nucl. Phys. and Tech., Peking University, Beijing, China

C. Asawatangtrakuldee, Y. Ban, Y. Guo, W. Li, S. Liu, Y. Mao, S.J. Qian, H. Teng, D. Wang, L. Zhang, W. Zou

Universidad de Los Andes, Bogota, Colombia

C. Avila, J.P. Gomez, B. Gomez Moreno, A.F. Osorio Oliveros, J.C. Sanabria

Technical University of Split, Split, Croatia

N. Godinovic, D. Lelas, R. Plestina⁶, D. Polic, I. Puljak⁵

University of Split, Split, Croatia

Z. Antunovic, M. Kovac

Institute Rudjer Boskovic, Zagreb, Croatia

V. Brigljevic, S. Duric, K. Kadija, J. Luetic, S. Morovic

University of Cyprus, Nicosia, Cyprus

A. Attikis, M. Galanti, G. Mavromanolakis, J. Mousa, C. Nicolaou, F. Ptochos, P.A. Razis

Charles University, Prague, Czech Republic

M. Finger, M. Finger Jr.

Academy of Scientific Research and Technology of the Arab Republic of Egypt, Egyptian Network of High Energy Physics, Cairo, Egypt

Y. Assran⁷, S. Elgammal⁸, A. Ellithi Kamel⁹, S. Khalil⁸, M.A. Mahmoud¹⁰, A. Radi^{11,12}

National Institute of Chemical Physics and Biophysics, Tallinn, Estonia

M. Kadastik, M. Müntel, M. Raidal, L. Rebane, A. Tiko

Department of Physics, University of Helsinki, Helsinki, Finland

P. Eerola, G. Fedi, M. Voutilainen

Helsinki Institute of Physics, Helsinki, Finland

J. Härkönen, A. Heikkinen, V. Karimäki, R. Kinnunen, M.J. Kortelainen, T. Lampén, K. Lassila-Perini, S. Lehti, T. Lindén, P. Luukka, T. Mäenpää, T. Peltola, E. Tuominen, J. Tuominiemi, E. Tuovinen, D. Ungaro, L. Wendland

Lappeenranta University of Technology, Lappeenranta, Finland

K. Banzuzi, A. Karjalainen, A. Korpela, T. Tuuva

DSM/IRFU, CEA/Saclay, Gif-sur-Yvette, France

M. Besancon, S. Choudhury, M. Dejardin, D. Denegri, B. Fabbro, J.L. Faure, F. Ferri, S. Ganjour, A. Givernaud, P. Gras, G. Hamel de Monchenault, P. Jarry, E. Locci, J. Malcles, L. Millischer, A. Nayak, J. Rander, A. Rosowsky, I. Shreyber, M. Titov

Laboratoire Leprince-Ringuet, Ecole Polytechnique, IN2P3-CNRS, Palaiseau, France

S. Baffioni, F. Beaudette, L. Benhabib, L. Bianchini, M. Bluj¹³, C. Broutin, P. Busson, C. Charlot, N. Daci, T. Dahms, L. Dobrzynski, R. Granier de Cassagnac, M. Haguenaue, P. Miné, C. Mironov, I.N. Naranjo, M. Nguyen, C. Ochando, P. Paganini, D. Sabes, R. Salerno, Y. Sirois, C. Veelken, A. Zabi

Institut Pluridisciplinaire Hubert Curien, Université de Strasbourg, Université de Haute Alsace Mulhouse, CNRS/IN2P3, Strasbourg, France

J.-L. Agram¹⁴, J. Andrea, D. Bloch, D. Bodin, J.-M. Brom, M. Cardaci, E.C. Chabert, C. Collard, E. Conte¹⁴, F. Drouhin¹⁴, C. Ferro, J.-C. Fontaine¹⁴, D. Gelé, U. Goerlach, P. Juillot, A.-C. Le Bihan, P. Van Hove

Centre de Calcul de l'Institut National de Physique Nucleaire et de Physique des Particules, CNRS/IN2P3, Villeurbanne, France, Villeurbanne, France

F. Fassi, D. Mercier

Université de Lyon, Université Claude Bernard Lyon 1, CNRS-IN2P3, Institut de Physique Nucléaire de Lyon, Villeurbanne, France

S. Beauceron, N. Beaupere, O. Bondu, G. Boudoul, J. Chasserat, R. Chierici⁵, D. Contardo, P. Depasse, H. El Mamouni, J. Fay, S. Gascon, M. Gouzevitch, B. Ille, T. Kurca, M. Lethuillier, L. Mirabito, S. Perries, L. Sgandurra, V. Sordini, Y. Tschudi, P. Verdier, S. Viret

Institute of High Energy Physics and Informatization, Tbilisi State University, Tbilisi, Georgia

Z. Tsamalaidze¹⁵

RWTH Aachen University, I. Physikalisches Institut, Aachen, Germany

G. Anagnostou, C. Autermann, S. Beranek, M. Edelhoff, L. Feld, N. Heracleous, O. Hindrichs, R. Jussen, K. Klein, J. Merz, A. Ostapchuk, A. Perieanu, F. Raupach, J. Sammet, S. Schael, D. Sprenger, H. Weber, B. Wittmer, V. Zhukov¹⁶

RWTH Aachen University, III. Physikalisches Institut A, Aachen, Germany

M. Ata, J. Caudron, E. Dietz-Laursonn, D. Duchardt, M. Erdmann, R. Fischer, A. Güth, T. Hebbeker, C. Heidemann, K. Hoepfner, D. Klingebiel, P. Kreuzer, M. Merschmeyer, A. Meyer, M. Olschewski, P. Papacz, H. Pieta, H. Reithler, S.A. Schmitz, L. Sonnenschein, J. Steggemann, D. Teyssier, M. Weber

RWTH Aachen University, III. Physikalisches Institut B, Aachen, Germany

M. Bontenackels, V. Cherepanov, Y. Erdogan, G. Flügge, H. Geenen, M. Geisler, W. Haj Ahmad, F. Hoehle, B. Kargoll, T. Kress, Y. Kuessel, J. Lingemann⁵, A. Nowack, L. Perchalla, O. Pooth, P. Sauerland, A. Stahl

Deutsches Elektronen-Synchrotron, Hamburg, Germany

M. Aldaya Martin, J. Behr, W. Behrenhoff, U. Behrens, M. Bergholz¹⁷, A. Bethani, K. Borras, A. Burgmeier, A. Cakir, L. Calligaris, A. Campbell, E. Castro, F. Costanza, D. Dammann, C. Diez Pardos, G. Eckerlin, D. Eckstein, G. Flucke, A. Geiser, I. Glushkov, P. Gunnellini, S. Habib, J. Hauk, G. Hellwig, H. Jung, M. Kasemann, P. Katsas, C. Kleinwort, H. Kluge, A. Knutsson, M. Krämer, D. Krücker, E. Kuznetsova, W. Lange, W. Lohmann¹⁷, B. Lutz, R. Mankel, I. Marfin, M. Marienfeld, I.-A. Melzer-Pellmann, A.B. Meyer, J. Mnich, A. Mussgiller, S. Naumann-Emme, O. Novgorodova, J. Olzem, H. Perrey, A. Petrukhin, D. Pitzl, A. Raspereza, P.M. Ribeiro Cipriano, C. Riedl, E. Ron, M. Rosin, J. Salfeld-Nebgen, R. Schmidt¹⁷, T. Schoerner-Sadenius, N. Sen, A. Spiridonov, M. Stein, R. Walsh, C. Wissing

University of Hamburg, Hamburg, Germany

V. Blobel, J. Draeger, H. Enderle, J. Erfle, U. Gebbert, M. Görner, T. Hermanns, R.S. Höing, K. Kaschube, G. Kaussen, H. Kirschenmann, R. Klanner, J. Lange, B. Mura, F. Nowak, T. Peiffer, N. Pietsch, D. Rathjens, C. Sander, H. Schettler, P. Schleper, E. Schlieckau, A. Schmidt, M. Schröder, T. Schum, M. Seidel, V. Sola, H. Stadie, G. Steinbrück, J. Thomsen, L. Vanelderen

Institut für Experimentelle Kernphysik, Karlsruhe, Germany

C. Barth, J. Berger, C. Böser, T. Chwalek, W. De Boer, A. Descroix, A. Dierlamm, M. Feindt, M. Guthoff⁵, C. Hackstein, F. Hartmann, T. Hauth⁵, M. Heinrich, H. Held, K.H. Hoffmann, U. Husemann, I. Katkov¹⁶, J.R. Komaragiri, P. Lobelle Pardo, D. Martschei, S. Mueller, Th. Müller, M. Niegel, A. Nürnberg, O. Oberst, A. Oehler, J. Ott, G. Quast, K. Rabbertz, F. Ratnikov, N. Ratnikova, S. Röcker, F.-P. Schilling, G. Schott, H.J. Simonis, F.M. Stober, D. Troendle, R. Ulrich, J. Wagner-Kuhr, S. Wayand, T. Weiler, M. Zeise

Institute of Nuclear Physics "Demokritos", Aghia Paraskevi, Greece

G. Daskalakis, T. Gerasis, S. Kesisoglou, A. Kyriakis, D. Loukas, I. Manolakos, A. Markou, C. Markou, C. Mavrommatis, E. Ntomari

University of Athens, Athens, Greece

L. Gouskos, T.J. Mertzimekis, A. Panagiotou, N. Saoulidou

University of Ioánnina, Ioánnina, Greece

I. Evangelou, C. Foudas, P. Kokkas, N. Manthos, I. Papadopoulos, V. Patras

KFKI Research Institute for Particle and Nuclear Physics, Budapest, Hungary

G. Bencze, C. Hajdu, P. Hidas, D. Horvath¹⁸, F. Sikler, V. Veszpremi, G. Vesztergombi¹⁹

Institute of Nuclear Research ATOMKI, Debrecen, Hungary

N. Beni, S. Czellar, J. Molnar, J. Palinkas, Z. Szillasi

University of Debrecen, Debrecen, Hungary

J. Karancsi, P. Raics, Z.L. Trocsanyi, B. Ujvari

Panjab University, Chandigarh, India

S.B. Beri, V. Bhatnagar, N. Dhingra, R. Gupta, M. Kaur, M.Z. Mehta, N. Nishu, L.K. Saini, A. Sharma, J.B. Singh

University of Delhi, Delhi, India

Ashok Kumar, Arun Kumar, S. Ahuja, A. Bhardwaj, B.C. Choudhary, S. Malhotra, M. Naimuddin, K. Ranjan, V. Sharma, R.K. Shivpuri

Saha Institute of Nuclear Physics, Kolkata, India

S. Banerjee, S. Bhattacharya, S. Dutta, B. Gomber, Sa. Jain, Sh. Jain, R. Khurana, S. Sarkar, M. Sharan

Bhabha Atomic Research Centre, Mumbai, India

A. Abdulsalam, R.K. Choudhury, D. Dutta, S. Kailas, V. Kumar, P. Mehta, A.K. Mohanty⁵, L.M. Pant, P. Shukla

Tata Institute of Fundamental Research - EHEP, Mumbai, India

T. Aziz, S. Ganguly, M. Guchait²⁰, M. Maity²¹, G. Majumder, K. Mazumdar, G.B. Mohanty, B. Parida, K. Sudhakar, N. Wickramage

Tata Institute of Fundamental Research - HECR, Mumbai, India

S. Banerjee, S. Dugad

Institute for Research in Fundamental Sciences (IPM), Tehran, Iran

H. Arfaei²², H. Bakhshiansohi, S.M. Etesami²³, A. Fahim²², M. Hashemi, H. Hesari, A. Jafari, M. Khakzad, M. Mohammadi Najafabadi, S. Paktinat Mehdiabadi, B. Safarzadeh²⁴, M. Zeinali

INFN Sezione di Bari ^a, Università di Bari ^b, Politecnico di Bari ^c, Bari, Italy

M. Abbrescia^{a,b}, L. Barbone^{a,b}, C. Calabria^{a,b,5}, S.S. Chhibra^{a,b}, A. Colaleo^a, D. Creanza^{a,c},

N. De Filippis^{a,c,5}, M. De Palma^{a,b}, L. Fiore^a, G. Iaselli^{a,c}, L. Lusito^{a,b}, G. Maggi^{a,c}, M. Maggi^a, B. Marangelli^{a,b}, S. My^{a,c}, S. Nuzzo^{a,b}, N. Pacifico^{a,b}, A. Pompili^{a,b}, G. Pugliese^{a,c}, G. Selvaggi^{a,b}, L. Silvestris^a, G. Singh^{a,b}, R. Venditti^{a,b}, G. Zito^a

INFN Sezione di Bologna^a, Università di Bologna^b, Bologna, Italy

G. Abbiendi^a, A.C. Benvenuti^a, D. Bonacorsi^{a,b}, S. Braibant-Giacomelli^{a,b}, L. Brigliadori^{a,b}, P. Capiluppi^{a,b}, A. Castro^{a,b}, F.R. Cavallo^a, M. Cuffiani^{a,b}, G.M. Dallavalle^a, F. Fabbri^a, A. Fanfani^{a,b}, D. Fasanella^{a,b,5}, P. Giacomelli^a, C. Grandi^a, L. Guiducci^{a,b}, S. Marcellini^a, G. Masetti^a, M. Meneghelli^{a,b,5}, A. Montanari^a, F.L. Navarria^{a,b}, F. Odorici^a, A. Perrotta^a, F. Primavera^{a,b}, A.M. Rossi^{a,b}, T. Rovelli^{a,b}, G.P. Siroli^{a,b}, R. Travaglini^{a,b}

INFN Sezione di Catania^a, Università di Catania^b, Catania, Italy

S. Albergo^{a,b}, G. Cappello^{a,b}, M. Chiorboli^{a,b}, S. Costa^{a,b}, R. Potenza^{a,b}, A. Tricomi^{a,b}, C. Tuve^{a,b}

INFN Sezione di Firenze^a, Università di Firenze^b, Firenze, Italy

G. Barbagli^a, V. Ciulli^{a,b}, C. Civinini^a, R. D'Alessandro^{a,b}, E. Focardi^{a,b}, S. Frosali^{a,b}, E. Gallo^a, S. Gonzi^{a,b}, M. Meschini^a, S. Paoletti^a, G. Sguazzoni^a, A. Tropiano^a

INFN Laboratori Nazionali di Frascati, Frascati, Italy

L. Benussi, S. Bianco, S. Colafranceschi²⁵, F. Fabbri, D. Piccolo

INFN Sezione di Genova^a, Università di Genova^b, Genova, Italy

P. Fabbricatore^a, R. Musenich^a, S. Tosi^{a,b}

INFN Sezione di Milano-Bicocca^a, Università di Milano-Bicocca^b, Milano, Italy

A. Benaglia^{a,b}, F. De Guio^{a,b}, L. Di Matteo^{a,b,5}, S. Fiorendi^{a,b}, S. Gennai^{a,5}, A. Ghezzi^{a,b}, S. Malvezzi^a, R.A. Manzoni^{a,b}, A. Martelli^{a,b}, A. Massironi^{a,b,5}, D. Menasce^a, L. Moroni^a, M. Paganoni^{a,b}, D. Pedrini^a, S. Ragazzi^{a,b}, N. Redaelli^a, S. Sala^a, T. Tabarelli de Fatis^{a,b}

INFN Sezione di Napoli^a, Università di Napoli "Federico II"^b, Napoli, Italy

S. Buontempo^a, C.A. Carrillo Montoya^a, N. Cavallo^{a,26}, A. De Cosa^{a,b,5}, O. Dogangun^{a,b}, F. Fabozzi^{a,26}, A.O.M. Iorio^a, L. Lista^a, S. Meola^{a,27}, M. Merola^{a,b}, P. Paolucci^{a,5}

INFN Sezione di Padova^a, Università di Padova^b, Università di Trento (Trento)^c, Padova, Italy

P. Azzi^a, N. Bacchetta^{a,5}, D. Bisello^{a,b}, A. Branca^{a,b,5}, R. Carlin^{a,b}, P. Checchia^a, T. Dorigo^a, U. Dosselli^a, F. Gasparini^{a,b}, U. Gasparini^{a,b}, A. Gozzelino^a, K. Kanishchev^{a,c}, S. Lacaprara^a, I. Lazzizzera^{a,c}, M. Margoni^{a,b}, A.T. Meneguzzo^{a,b}, J. Pazzini^{a,b}, N. Pozzobon^{a,b}, P. Ronchese^{a,b}, F. Simonetto^{a,b}, E. Torassa^a, M. Tosi^{a,b,5}, S. Vanini^{a,b}, P. Zotto^{a,b}, G. Zumerle^{a,b}

INFN Sezione di Pavia^a, Università di Pavia^b, Pavia, Italy

M. Gabusi^{a,b}, S.P. Ratti^{a,b}, C. Riccardi^{a,b}, P. Torre^{a,b}, P. Vitulo^{a,b}

INFN Sezione di Perugia^a, Università di Perugia^b, Perugia, Italy

M. Biasini^{a,b}, G.M. Bilei^a, L. Fanò^{a,b}, P. Lariccia^{a,b}, G. Mantovani^{a,b}, M. Menichelli^a, A. Nappi^{a,b,†}, F. Romeo^{a,b}, A. Saha^a, A. Santocchia^{a,b}, A. Spiezia^{a,b}, S. Taroni^{a,b}

INFN Sezione di Pisa^a, Università di Pisa^b, Scuola Normale Superiore di Pisa^c, Pisa, Italy

P. Azzurri^{a,c}, G. Bagliesi^a, J. Bernardini^a, T. Boccali^a, G. Broccolo^{a,c}, R. Castaldi^a, R.T. D'Agnolo^{a,c,5}, R. Dell'Orso^a, F. Fiori^{a,b,5}, L. Foà^{a,c}, A. Giassi^a, A. Kraan^a, F. Ligabue^{a,c}, T. Lomtadze^a, L. Martini^{a,28}, A. Messineo^{a,b}, F. Palla^a, A. Rizzi^{a,b}, A.T. Serban^{a,29}, P. Spagnolo^a, P. Squillacioti^{a,5}, R. Tenchini^a, G. Tonelli^{a,b}, A. Venturi^a, P.G. Verdini^a

INFN Sezione di Roma^a, Università di Roma^b, Roma, Italy

L. Barone^{a,b}, F. Cavallari^a, D. Del Re^{a,b}, M. Diemoz^a, C. Fanelli^{a,b}, M. Grassi^{a,b,5}, E. Longo^{a,b}

P. Meridiani^{a,5}, F. Micheli^{a,b}, S. Nourbakhsh^{a,b}, G. Organtini^{a,b}, R. Paramatti^a, S. Rahatlou^{a,b}, M. Sigamani^a, L. Soffi^{a,b}

INFN Sezione di Torino^a, Università di Torino^b, Università del Piemonte Orientale (Novara)^c, Torino, Italy

N. Amapane^{a,b}, R. Arcidiacono^{a,c}, S. Argiro^{a,b}, M. Arneodo^{a,c}, C. Biino^a, N. Cartiglia^a, M. Costa^{a,b}, N. Demaria^a, C. Mariotti^{a,5}, S. Maselli^a, E. Migliore^{a,b}, V. Monaco^{a,b}, M. Musich^{a,5}, M.M. Obertino^{a,c}, N. Pastrone^a, M. Pelliccioni^a, A. Potenza^{a,b}, A. Romero^{a,b}, R. Sacchi^{a,b}, A. Solano^{a,b}, A. Staiano^a, A. Vilela Pereira^a, L. Visca^{a,b}

INFN Sezione di Trieste^a, Università di Trieste^b, Trieste, Italy

S. Belforte^a, V. Candolise^{a,b}, M. Casarsa^a, F. Cossutti^a, G. Della Ricca^{a,b}, B. Gobbo^a, M. Marone^{a,b,5}, D. Montanino^{a,b,5}, A. Penzo^a, A. Schizzi^{a,b}

Kangwon National University, Chunchon, Korea

S.G. Heo, T.Y. Kim, S.K. Nam

Kyungpook National University, Daegu, Korea

S. Chang, D.H. Kim, G.N. Kim, D.J. Kong, H. Park, S.R. Ro, D.C. Son, T. Son

Chonnam National University, Institute for Universe and Elementary Particles, Kwangju, Korea

J.Y. Kim, Zero J. Kim, S. Song

Korea University, Seoul, Korea

S. Choi, D. Gyun, B. Hong, M. Jo, H. Kim, T.J. Kim, K.S. Lee, D.H. Moon, S.K. Park

University of Seoul, Seoul, Korea

M. Choi, J.H. Kim, C. Park, I.C. Park, S. Park, G. Ryu

Sungkyunkwan University, Suwon, Korea

Y. Cho, Y. Choi, Y.K. Choi, J. Goh, M.S. Kim, E. Kwon, B. Lee, J. Lee, S. Lee, H. Seo, I. Yu

Vilnius University, Vilnius, Lithuania

M.J. Bilinskas, I. Grigelionis, M. Janulis, A. Juodagalvis

Centro de Investigacion y de Estudios Avanzados del IPN, Mexico City, Mexico

H. Castilla-Valdez, E. De La Cruz-Burelo, I. Heredia-de La Cruz, R. Lopez-Fernandez, R. Magaña Villalba, J. Martínez-Ortega, A. Sánchez-Hernández, L.M. Villasenor-Cendejas

Universidad Iberoamericana, Mexico City, Mexico

S. Carrillo Moreno, F. Vazquez Valencia

Benemerita Universidad Autonoma de Puebla, Puebla, Mexico

H.A. Salazar Ibarguen

Universidad Autónoma de San Luis Potosí, San Luis Potosí, Mexico

E. Casimiro Linares, A. Morelos Pineda, M.A. Reyes-Santos

University of Auckland, Auckland, New Zealand

D. Krofcheck

University of Canterbury, Christchurch, New Zealand

A.J. Bell, P.H. Butler, R. Doesburg, S. Reucroft, H. Silverwood

National Centre for Physics, Quaid-I-Azam University, Islamabad, Pakistan

M. Ahmad, M.H. Ansari, M.I. Asghar, H.R. Hoorani, S. Khalid, W.A. Khan, T. Khurshid, S. Qazi, M.A. Shah, M. Shoaib

National Centre for Nuclear Research, Swierk, Poland

H. Bialkowska, B. Boimska, T. Frueboes, R. Gokieli, M. Górski, M. Kazana, K. Nawrocki, K. Romanowska-Rybinska, M. Szleper, G. Wrochna, P. Zalewski

Institute of Experimental Physics, Faculty of Physics, University of Warsaw, Warsaw, Poland

G. Brona, K. Bunkowski, M. Cwiok, W. Dominik, K. Doroba, A. Kalinowski, M. Konecki, J. Krolikowski

Laboratório de Instrumentação e Física Experimental de Partículas, Lisboa, Portugal

N. Almeida, P. Bargassa, A. David, P. Faccioli, P.G. Ferreira Parracho, M. Gallinaro, J. Seixas, J. Varela, P. Vischia

Joint Institute for Nuclear Research, Dubna, Russia

I. Belotelov, I. Golutvin, I. Gorbunov, A. Kamenev, V. Karjavin, V. Konoplyanikov, G. Kozlov, A. Lanev, A. Malakhov, P. Moisenz, V. Palichik, V. Perelygin, M. Savina, S. Shmatov, V. Smirnov, A. Volodko, A. Zarubin

Petersburg Nuclear Physics Institute, Gatchina (St. Petersburg), Russia

S. Evstyukhin, V. Golovtsov, Y. Ivanov, V. Kim, P. Levchenko, V. Murzin, V. Oreshkin, I. Smirnov, V. Sulimov, L. Uvarov, S. Vavilov, A. Vorobyev, An. Vorobyev

Institute for Nuclear Research, Moscow, Russia

Yu. Andreev, A. Dermenev, S. Gninenko, N. Golubev, M. Kirsanov, N. Krasnikov, V. Matveev, A. Pashenkov, D. Tlisov, A. Toropin

Institute for Theoretical and Experimental Physics, Moscow, Russia

V. Epshteyn, M. Erofeeva, V. Gavrilov, M. Kossov, N. Lychkovskaya, V. Popov, G. Safronov, S. Semenov, V. Stolin, E. Vlasov, A. Zhokin

Moscow State University, Moscow, Russia

A. Belyaev, E. Boos, M. Dubinin⁴, L. Dudko, A. Ershov, A. Gribushin, V. Klyukhin, O. Kodolova, I. Lokhtin, A. Markina, S. Obraztsov, M. Perfilov, S. Petrushanko, A. Popov, L. Sarycheva[†], V. Savrin, A. Snigirev

P.N. Lebedev Physical Institute, Moscow, Russia

V. Andreev, M. Azarkin, I. Dremin, M. Kirakosyan, A. Leonidov, G. Mesyats, S.V. Rusakov, A. Vinogradov

State Research Center of Russian Federation, Institute for High Energy Physics, Protvino, Russia

I. Azhgirey, I. Bayshev, S. Bitioukov, V. Grishin⁵, V. Kachanov, D. Konstantinov, V. Krychkin, V. Petrov, R. Ryutin, A. Sobol, L. Tourtchanovitch, S. Troshin, N. Tyurin, A. Uzunian, A. Volkov

University of Belgrade, Faculty of Physics and Vinca Institute of Nuclear Sciences, Belgrade, Serbia

P. Adzic³⁰, M. Djordjevic, M. Ekmedzic, D. Krpic³⁰, J. Milosevic

Centro de Investigaciones Energéticas Medioambientales y Tecnológicas (CIEMAT), Madrid, Spain

M. Aguilar-Benitez, J. Alcaraz Maestre, P. Arce, C. Battilana, E. Calvo, M. Cerrada, M. Chamizo Llatas, N. Colino, B. De La Cruz, A. Delgado Peris, D. Domínguez Vázquez, C. Fernandez

Bedoya, J.P. Fernández Ramos, A. Ferrando, J. Flix, M.C. Fouz, P. Garcia-Abia, O. Gonzalez Lopez, S. Goy Lopez, J.M. Hernandez, M.I. Josa, G. Merino, J. Puerta Pelayo, A. Quintario Olmeda, I. Redondo, L. Romero, J. Santaolalla, M.S. Soares, C. Willmott

Universidad Autónoma de Madrid, Madrid, Spain

C. Albajar, G. Codispoti, J.F. de Trocóniz

Universidad de Oviedo, Oviedo, Spain

H. Brun, J. Cuevas, J. Fernandez Menendez, S. Folgueras, I. Gonzalez Caballero, L. Lloret Iglesias, J. Piedra Gomez

Instituto de Física de Cantabria (IFCA), CSIC-Universidad de Cantabria, Santander, Spain

J.A. Brochero Cifuentes, I.J. Cabrillo, A. Calderon, S.H. Chuang, J. Duarte Campderros, M. Felcini³¹, M. Fernandez, G. Gomez, J. Gonzalez Sanchez, A. Graziano, C. Jorda, A. Lopez Virto, J. Marco, R. Marco, C. Martinez Rivero, F. Matorras, F.J. Munoz Sanchez, T. Rodrigo, A.Y. Rodríguez-Marrero, A. Ruiz-Jimeno, L. Scodellaro, I. Vila, R. Vilar Cortabitarte

CERN, European Organization for Nuclear Research, Geneva, Switzerland

D. Abbaneo, E. Auffray, G. Auzinger, M. Bachtis, P. Baillon, A.H. Ball, D. Barney, J.F. Benitez, C. Bernet⁶, G. Bianchi, P. Bloch, A. Bocci, A. Bonato, C. Botta, H. Breuker, T. Camporesi, G. Cerminara, T. Christiansen, J.A. Coarasa Perez, D. D'Enterria, A. Dabrowski, A. De Roeck, S. Di Guida, M. Dobson, N. Dupont-Sagorin, A. Elliott-Peisert, B. Frisch, W. Funk, G. Georgiou, M. Giffels, D. Gigi, K. Gill, D. Giordano, M. Girone, M. Giunta, F. Glege, R. Gomez-Reino Garrido, P. Govoni, S. Gowdy, R. Guida, M. Hansen, P. Harris, C. Hartl, J. Harvey, B. Hegner, A. Hinzmann, V. Innocente, P. Janot, K. Kaadze, E. Karavakis, K. Kousouris, P. Lecoq, Y.-J. Lee, P. Lenzi, C. Lourenço, N. Magini, T. Mäki, M. Malberti, L. Malgeri, M. Mannelli, L. Masetti, F. Meijers, S. Mersi, E. Meschi, R. Moser, M.U. Mozer, M. Mulders, P. Musella, E. Nesvold, T. Orimoto, L. Orsini, E. Palencia Cortezon, E. Perez, L. Perrozzi, A. Petrilli, A. Pfeiffer, M. Pierini, M. Pimiä, D. Piparo, G. Polese, L. Quertenmont, A. Racz, W. Reece, J. Rodrigues Antunes, G. Rolandi³², C. Rovelli³³, M. Rovere, H. Sakulin, F. Santanastasio, C. Schäfer, C. Schwick, I. Segoni, S. Sekmen, A. Sharma, P. Siegrist, P. Silva, M. Simon, P. Sphicas³⁴, D. Spiga, A. Tsiros, G.I. Veres¹⁹, J.R. Vlimant, H.K. Wöhri, S.D. Worm³⁵, W.D. Zeuner

Paul Scherrer Institut, Villigen, Switzerland

W. Bertl, K. Deiters, W. Erdmann, K. Gabathuler, R. Horisberger, Q. Ingram, H.C. Kaestli, S. König, D. Kotlinski, U. Langenegger, F. Meier, D. Renker, T. Rohe, J. Sibille³⁶

Institute for Particle Physics, ETH Zurich, Zurich, Switzerland

L. Bäni, P. Bortignon, M.A. Buchmann, B. Casal, N. Chanon, A. Deisher, G. Dissertori, M. Dittmar, M. Donegà, M. Dünser, J. Eugster, K. Freudenreich, C. Grab, D. Hits, P. Lecomte, W. Lustermann, A.C. Marini, P. Martinez Ruiz del Arbol, N. Mohr, F. Moortgat, C. Nägeli³⁷, P. Nef, F. Nessi-Tedaldi, F. Pandolfi, L. Pape, F. Pauss, M. Peruzzi, F.J. Ronga, M. Rossini, L. Sala, A.K. Sanchez, A. Starodumov³⁸, B. Stieger, M. Takahashi, L. Tauscher[†], A. Thea, K. Theofilatos, D. Treille, C. Urscheler, R. Wallny, H.A. Weber, L. Wehrli

Universität Zürich, Zurich, Switzerland

C. AMSLER, V. Chiochia, S. De Visscher, C. Favaro, M. Ivova Rikova, B. Millan Mejias, P. Otiougova, P. Robmann, H. Snoek, S. Tuppen, M. Verzetti

National Central University, Chung-Li, Taiwan

S. Bahinipati, Y.H. Chang, K.H. Chen, C.M. Kuo, S.W. Li, W. Lin, Z.K. Liu, Y.J. Lu, D. Mekterovic, A.P. Singh, R. Volpe, S.S. Yu

National Taiwan University (NTU), Taipei, Taiwan

P. Bartalini, P. Chang, Y.H. Chang, Y.W. Chang, Y. Chao, K.F. Chen, C. Dietz, U. Grundler, W.-S. Hou, Y. Hsiung, K.Y. Kao, Y.J. Lei, R.-S. Lu, D. Majumder, E. Petrakou, X. Shi, J.G. Shiu, Y.M. Tzeng, X. Wan, M. Wang

Chulalongkorn University, Bangkok, Thailand

B. Asavapibhop, N. Srimanobhas

Cukurova University, Adana, Turkey

A. Adiguzel, M.N. Bakirci³⁹, S. Cerci⁴⁰, C. Dozen, I. Dumanoglu, E. Eskut, S. Girgis, G. Gokbulut, E. Gurpinar, I. Hos, E.E. Kangal, T. Karaman, G. Karapinar⁴¹, A. Kayis Topaksu, G. Onengut, K. Ozdemir, S. Ozturk⁴², A. Polatoz, K. Sogut⁴³, D. Sunar Cerci⁴⁰, B. Tali⁴⁰, H. Topakli³⁹, L.N. Vergili, M. Vergili

Middle East Technical University, Physics Department, Ankara, Turkey

I.V. Akin, T. Aliev, B. Bilin, S. Bilmis, M. Deniz, H. Gamsizkan, A.M. Guler, K. Ocalan, A. Ozpineci, M. Serin, R. Sever, U.E. Surat, M. Yalvac, E. Yildirim, M. Zeyrek

Bogazici University, Istanbul, Turkey

E. Gülmez, B. Isildak⁴⁴, M. Kaya⁴⁵, O. Kaya⁴⁵, S. Ozkorucuklu⁴⁶, N. Sonmez⁴⁷

Istanbul Technical University, Istanbul, Turkey

K. Cankocak

National Scientific Center, Kharkov Institute of Physics and Technology, Kharkov, Ukraine

L. Levchuk

University of Bristol, Bristol, United Kingdom

F. Bostock, J.J. Brooke, E. Clement, D. Cussans, H. Flacher, R. Frazier, J. Goldstein, M. Grimes, G.P. Heath, H.F. Heath, L. Kreczko, S. Metson, D.M. Newbold³⁵, K. Nirunpong, A. Poll, S. Senkin, V.J. Smith, T. Williams

Rutherford Appleton Laboratory, Didcot, United Kingdom

L. Basso⁴⁸, K.W. Bell, A. Belyaev⁴⁸, C. Brew, R.M. Brown, D.J.A. Cockerill, J.A. Coughlan, K. Harder, S. Harper, J. Jackson, B.W. Kennedy, E. Olaiya, D. Petyt, B.C. Radburn-Smith, C.H. Shepherd-Themistocleous, I.R. Tomalin, W.J. Womersley

Imperial College, London, United Kingdom

R. Bainbridge, G. Ball, R. Beuselinck, O. Buchmuller, D. Colling, N. Cripps, M. Cutajar, P. Dauncey, G. Davies, M. Della Negra, W. Ferguson, J. Fulcher, D. Futyan, A. Gilbert, A. Guneratne Bryer, G. Hall, Z. Hatherell, J. Hays, G. Iles, M. Jarvis, G. Karapostoli, L. Lyons, A.-M. Magnan, J. Marrouche, B. Mathias, R. Nandi, J. Nash, A. Nikitenko³⁸, A. Papageorgiou, J. Pela, M. Pesaresi, K. Petridis, M. Pioppi⁴⁹, D.M. Raymond, S. Rogerson, A. Rose, M.J. Ryan, C. Seez, P. Sharp[†], A. Sparrow, M. Stoye, A. Tapper, M. Vazquez Acosta, T. Virdee, S. Wakefield, N. Wardle, T. Whyntie

Brunel University, Uxbridge, United Kingdom

M. Chadwick, J.E. Cole, P.R. Hobson, A. Khan, P. Kyberd, D. Leggat, D. Leslie, W. Martin, I.D. Reid, P. Symonds, L. Teodorescu, M. Turner

Baylor University, Waco, USA

K. Hatakeyama, H. Liu, T. Scarborough

The University of Alabama, Tuscaloosa, USA

O. Charaf, C. Henderson, P. Rumerio

Boston University, Boston, USA

A. Avetisyan, T. Bose, C. Fantasia, A. Heister, J. St. John, P. Lawson, D. Lazic, J. Rohlf, D. Sperka, L. Sulak

Brown University, Providence, USA

J. Alimena, S. Bhattacharya, D. Cutts, A. Ferapontov, U. Heintz, S. Jabeen, G. Kukartsev, E. Laird, G. Landsberg, M. Luk, M. Narain, D. Nguyen, M. Segala, T. Sinthuprasith, T. Speer, K.V. Tsang

University of California, Davis, Davis, USA

R. Breedon, G. Breto, M. Calderon De La Barca Sanchez, S. Chauhan, M. Chertok, J. Conway, R. Conway, P.T. Cox, J. Dolen, R. Erbacher, M. Gardner, R. Houtz, W. Ko, A. Kopecky, R. Lander, O. Mall, T. Miceli, D. Pellett, F. Ricci-tam, B. Rutherford, M. Searle, J. Smith, M. Squires, M. Tripathi, R. Vasquez Sierra

University of California, Los Angeles, Los Angeles, USA

V. Andreev, D. Cline, R. Cousins, J. Duris, S. Erhan, P. Everaerts, C. Farrell, J. Hauser, M. Ignatenko, C. Jarvis, C. Plager, G. Rakness, P. Schlein[†], P. Traczyk, V. Valuev, M. Weber

University of California, Riverside, Riverside, USA

J. Babb, R. Clare, M.E. Dinardo, J. Ellison, J.W. Gary, F. Giordano, G. Hanson, G.Y. Jeng⁵⁰, H. Liu, O.R. Long, A. Luthra, H. Nguyen, S. Paramesvaran, J. Sturdy, S. Sumowidagdo, R. Wilken, S. Wimpenny

University of California, San Diego, La Jolla, USA

W. Andrews, J.G. Branson, G.B. Cerati, S. Cittolin, D. Evans, F. Golf, A. Holzner, R. Kelley, M. Lebourgeois, J. Letts, I. Macneill, B. Mangano, S. Padhi, C. Palmer, G. Petrucciani, M. Pieri, M. Sani, V. Sharma, S. Simon, E. Sudano, M. Tadel, Y. Tu, A. Vartak, S. Wasserbaech⁵¹, F. Würthwein, A. Yagil, J. Yoo

University of California, Santa Barbara, Santa Barbara, USA

D. Barge, R. Bellan, C. Campagnari, M. D'Alfonso, T. Danielson, K. Flowers, P. Geffert, J. Incandela, C. Justus, P. Kalavase, S.A. Koay, D. Kovalskyi, V. Krutelyov, S. Lowette, N. Mccoll, V. Pavlunin, F. Rebassoo, J. Ribnik, J. Richman, R. Rossin, D. Stuart, W. To, C. West

California Institute of Technology, Pasadena, USA

A. Apresyan, A. Bornheim, Y. Chen, E. Di Marco, J. Duarte, M. Gataullin, Y. Ma, A. Mott, H.B. Newman, C. Rogan, M. Spiropulu, V. Timciuc, J. Veverka, R. Wilkinson, S. Xie, Y. Yang, R.Y. Zhu

Carnegie Mellon University, Pittsburgh, USA

B. Akgun, V. Azzolini, A. Calamba, R. Carroll, T. Ferguson, Y. Iiyama, D.W. Jang, Y.F. Liu, M. Paulini, H. Vogel, I. Vorobiev

University of Colorado at Boulder, Boulder, USA

J.P. Cumalat, B.R. Drell, W.T. Ford, A. Gaz, E. Luiggi Lopez, J.G. Smith, K. Stenson, K.A. Ulmer, S.R. Wagner

Cornell University, Ithaca, USA

J. Alexander, A. Chatterjee, N. Eggert, L.K. Gibbons, B. Heltsley, A. Khukhunaishvili, B. Kreis, N. Mirman, G. Nicolas Kaufman, J.R. Patterson, A. Ryd, E. Salvati, W. Sun, W.D. Teo, J. Thom, J. Thompson, J. Tucker, J. Vaughan, Y. Weng, L. Winstrom, P. Wittich

Fairfield University, Fairfield, USA

D. Winn

Fermi National Accelerator Laboratory, Batavia, USA

S. Abdullin, M. Albrow, J. Anderson, L.A.T. Bauerdick, A. Beretvas, J. Berryhill, P.C. Bhat, I. Bloch, K. Burkett, J.N. Butler, V. Chetluru, H.W.K. Cheung, F. Chlebana, V.D. Elvira, I. Fisk, J. Freeman, Y. Gao, D. Green, O. Gutsche, J. Hanlon, R.M. Harris, J. Hirschauer, B. Hooberman, S. Jindariani, M. Johnson, U. Joshi, B. Kilminster, B. Klima, S. Kunori, S. Kwan, C. Leonidopoulos, J. Linacre, D. Lincoln, R. Lipton, J. Lykken, K. Maeshima, J.M. Marraffino, S. Maruyama, D. Mason, P. McBride, K. Mishra, S. Mrenna, Y. Musienko⁵², C. Newman-Holmes, V. O'Dell, O. Prokofyev, E. Sexton-Kennedy, S. Sharma, W.J. Spalding, L. Spiegel, L. Taylor, S. Tkaczyk, N.V. Tran, L. Uplegger, E.W. Vaandering, R. Vidal, J. Whitmore, W. Wu, F. Yang, F. Yumiceva, J.C. Yun

University of Florida, Gainesville, USA

D. Acosta, P. Avery, D. Bourilkov, M. Chen, T. Cheng, S. Das, M. De Gruttola, G.P. Di Giovanni, D. Dobur, A. Drozdetskiy, R.D. Field, M. Fisher, Y. Fu, I.K. Furic, J. Gartner, J. Hugon, B. Kim, J. Konigsberg, A. Korytov, A. Kropivnitskaya, T. Kypreos, J.F. Low, K. Matchev, P. Milenovic⁵³, G. Mitselmakher, L. Muniz, M. Park, R. Remington, A. Rinkevicius, P. Sellers, N. Skhirtladze, M. Snowball, J. Yelton, M. Zakaria

Florida International University, Miami, USA

V. Gaultney, S. Hewamanage, L.M. Lebolo, S. Linn, P. Markowitz, G. Martinez, J.L. Rodriguez

Florida State University, Tallahassee, USA

T. Adams, A. Askew, J. Bochenek, J. Chen, B. Diamond, S.V. Gleyzer, J. Haas, S. Hagopian, V. Hagopian, M. Jenkins, K.F. Johnson, H. Prosper, V. Veeraraghavan, M. Weinberg

Florida Institute of Technology, Melbourne, USA

M.M. Baarmand, B. Dorney, M. Hohlmann, H. Kalakhety, I. Vodopiyanov

University of Illinois at Chicago (UIC), Chicago, USA

M.R. Adams, I.M. Anghel, L. Apanasevich, Y. Bai, V.E. Bazterra, R.R. Betts, I. Bucinskaite, J. Callner, R. Cavanaugh, O. Evdokimov, L. Gauthier, C.E. Gerber, D.J. Hofman, S. Khalatyan, F. Lacroix, M. Malek, C. O'Brien, C. Silkworth, D. Strom, P. Turner, N. Varelas

The University of Iowa, Iowa City, USA

U. Akgun, E.A. Albayrak, B. Bilki⁵⁴, W. Clarida, F. Duru, S. Griffiths, J.-P. Merlo, H. Mermerkaya⁵⁵, A. Mestvirishvili, A. Moeller, J. Nachtman, C.R. Newsom, E. Norbeck, Y. Onel, F. Ozok⁵⁶, S. Sen, P. Tan, E. Tiras, J. Wetzel, T. Yetkin, K. Yi

Johns Hopkins University, Baltimore, USA

B.A. Barnett, B. Blumenfeld, S. Bolognesi, D. Fehling, G. Giurgiu, A.V. Gritsan, Z.J. Guo, G. Hu, P. Maksimovic, S. Rappoccio, M. Swartz, A. Whitbeck

The University of Kansas, Lawrence, USA

P. Baringer, A. Bean, G. Benelli, R.P. Kenny Iii, M. Murray, D. Noonan, S. Sanders, R. Stringer, G. Tinti, J.S. Wood, V. Zhukova

Kansas State University, Manhattan, USA

A.F. Barfuss, T. Bolton, I. Chakaberia, A. Ivanov, S. Khalil, M. Makouski, Y. Maravin, S. Shrestha, I. Svintradze

Lawrence Livermore National Laboratory, Livermore, USA

J. Gronberg, D. Lange, D. Wright

University of Maryland, College Park, USA

A. Baden, M. Boutemeur, B. Calvert, S.C. Eno, J.A. Gomez, N.J. Hadley, R.G. Kellogg, M. Kirn,

T. Kolberg, Y. Lu, M. Marionneau, A.C. Mignerey, K. Pedro, A. Peterman, A. Skuja, J. Temple, M.B. Tonjes, S.C. Tonwar, E. Twedt

Massachusetts Institute of Technology, Cambridge, USA

A. Apyan, G. Bauer, J. Bendavid, W. Busza, E. Butz, I.A. Cali, M. Chan, V. Dutta, G. Gomez Ceballos, M. Goncharov, K.A. Hahn, Y. Kim, M. Klute, K. Krajczar⁵⁷, P.D. Luckey, T. Ma, S. Nahn, C. Paus, D. Ralph, C. Roland, G. Roland, M. Rudolph, G.S.F. Stephans, F. Stöckli, K. Sumorok, K. Sung, D. Velicanu, E.A. Wenger, R. Wolf, B. Wyslouch, M. Yang, Y. Yilmaz, A.S. Yoon, M. Zanetti

University of Minnesota, Minneapolis, USA

S.I. Cooper, B. Dahmes, A. De Benedetti, G. Franzoni, A. Gude, S.C. Kao, K. Klapoetke, Y. Kubota, J. Mans, N. Pastika, R. Rusack, M. Sasseville, A. Singovsky, N. Tambe, J. Turkewitz

University of Mississippi, Oxford, USA

L.M. Cremaldi, R. Kroeger, L. Perera, R. Rahmat, D.A. Sanders

University of Nebraska-Lincoln, Lincoln, USA

E. Avdeeva, K. Bloom, S. Bose, J. Butt, D.R. Claes, A. Dominguez, M. Eads, J. Keller, I. Kravchenko, J. Lazo-Flores, H. Malbouisson, S. Malik, G.R. Snow

State University of New York at Buffalo, Buffalo, USA

U. Baur, A. Godshalk, I. Iashvili, S. Jain, A. Kharchilava, A. Kumar, S.P. Shipkowski, K. Smith

Northeastern University, Boston, USA

G. Alverson, E. Barberis, D. Baumgartel, M. Chasco, J. Haley, D. Nash, D. Trocino, D. Wood, J. Zhang

Northwestern University, Evanston, USA

A. Anastassov, A. Kubik, N. Mucia, N. Odell, R.A. Ofierzynski, B. Pollack, A. Pozdnyakov, M. Schmitt, S. Stoynev, M. Velasco, S. Won

University of Notre Dame, Notre Dame, USA

L. Antonelli, D. Berry, A. Brinkerhoff, K.M. Chan, M. Hildreth, C. Jessop, D.J. Karmgard, J. Kolb, K. Lannon, W. Luo, S. Lynch, N. Marinelli, D.M. Morse, T. Pearson, M. Planer, R. Ruchti, J. Slaunwhite, N. Valls, M. Wayne, M. Wolf

The Ohio State University, Columbus, USA

B. Bylsma, L.S. Durkin, C. Hill, R. Hughes, K. Kotov, T.Y. Ling, D. Puigh, M. Rodenburg, C. Vuosalo, G. Williams, B.L. Winer

Princeton University, Princeton, USA

N. Adam, E. Berry, P. Elmer, D. Gerbaudo, V. Halyo, P. Hebda, J. Hegeman, A. Hunt, P. Jindal, D. Lopes Pegna, P. Lujan, D. Marlow, T. Medvedeva, M. Mooney, J. Olsen, P. Piroué, X. Quan, A. Raval, B. Safdi, H. Saka, D. Stickland, C. Tully, J.S. Werner, A. Zuranski

University of Puerto Rico, Mayaguez, USA

E. Brownson, A. Lopez, H. Mendez, J.E. Ramirez Vargas

Purdue University, West Lafayette, USA

E. Alagoz, V.E. Barnes, D. Benedetti, G. Bolla, D. Bortoletto, M. De Mattia, A. Everett, Z. Hu, M. Jones, O. Koybasi, M. Kress, A.T. Laasanen, N. Leonardo, V. Maroussov, P. Merkel, D.H. Miller, N. Neumeister, I. Shipsey, D. Silvers, A. Svyatkovskiy, M. Vidal Marono, H.D. Yoo, J. Zablocki, Y. Zheng

Purdue University Calumet, Hammond, USA

S. Guragain, N. Parashar

Rice University, Houston, USA

A. Adair, C. Boulahouache, K.M. Ecklund, F.J.M. Geurts, W. Li, B.P. Padley, R. Redjimi, J. Roberts, J. Zabel

University of Rochester, Rochester, USA

B. Betchart, A. Bodek, Y.S. Chung, R. Covarelli, P. de Barbaro, R. Demina, Y. Eshaq, T. Ferbel, A. Garcia-Bellido, P. Goldenzweig, J. Han, A. Harel, D.C. Miner, D. Vishnevskiy, M. Zielinski

The Rockefeller University, New York, USA

A. Bhatti, R. Ciesielski, L. Demortier, K. Goulios, G. Lungu, S. Malik, C. Mesropian

Rutgers, the State University of New Jersey, Piscataway, USA

S. Arora, A. Barker, J.P. Chou, C. Contreras-Campana, E. Contreras-Campana, D. Duggan, D. Ferencek, Y. Gershtein, R. Gray, E. Halkiadakis, D. Hidas, A. Lath, S. Panwalkar, M. Park, R. Patel, V. Rekovic, J. Robles, K. Rose, S. Salur, S. Schnetzer, C. Seitz, S. Somalwar, R. Stone, S. Thomas

University of Tennessee, Knoxville, USA

G. Cerizza, M. Hollingsworth, S. Spanier, Z.C. Yang, A. York

Texas A&M University, College Station, USA

R. Eusebi, W. Flanagan, J. Gilmore, T. Kamon⁵⁸, V. Khotilovich, R. Montalvo, I. Osipenkov, Y. Pakhotin, A. Perloff, J. Roe, A. Safonov, T. Sakuma, S. Sengupta, I. Suarez, A. Tatarinov, D. Toback

Texas Tech University, Lubbock, USA

N. Akchurin, J. Damgov, C. Dragoiu, P.R. Duderu, C. Jeong, K. Kovitanggoon, S.W. Lee, T. Libeiro, Y. Roh, I. Volobouev

Vanderbilt University, Nashville, USA

E. Appelt, A.G. Delannoy, C. Florez, S. Greene, A. Gurrola, W. Johns, C. Johnston, P. Kurt, C. Maguire, A. Melo, M. Sharma, P. Sheldon, B. Snook, S. Tuo, J. Velkovska

University of Virginia, Charlottesville, USA

M.W. Arenton, M. Balazs, S. Boutle, B. Cox, B. Francis, J. Goodell, R. Hirosky, A. Ledovskoy, C. Lin, C. Neu, J. Wood, R. Yohay

Wayne State University, Detroit, USA

S. Gollapinni, R. Harr, P.E. Karchin, C. Kottachchi Kankanamge Don, P. Lamichhane, A. Sakharov

University of Wisconsin, Madison, USA

M. Anderson, D. Belknap, L. Borrello, D. Carlsmith, M. Cepeda, S. Dasu, E. Friis, L. Gray, K.S. Grogg, M. Grothe, R. Hall-Wilton, M. Herndon, A. Hervé, P. Klabbers, J. Klukas, A. Lanaro, C. Lazaridis, J. Leonard, R. Loveless, A. Mohapatra, I. Ojalvo, F. Palmonari, G.A. Pierro, I. Ross, A. Savin, W.H. Smith, J. Swanson

†: Deceased

1: Also at Vienna University of Technology, Vienna, Austria

2: Also at National Institute of Chemical Physics and Biophysics, Tallinn, Estonia

3: Also at Universidade Federal do ABC, Santo Andre, Brazil

4: Also at California Institute of Technology, Pasadena, USA

- 5: Also at CERN, European Organization for Nuclear Research, Geneva, Switzerland
- 6: Also at Laboratoire Leprince-Ringuet, Ecole Polytechnique, IN2P3-CNRS, Palaiseau, France
- 7: Also at Suez Canal University, Suez, Egypt
- 8: Also at Zewail City of Science and Technology, Zewail, Egypt
- 9: Also at Cairo University, Cairo, Egypt
- 10: Also at Fayoum University, El-Fayoum, Egypt
- 11: Also at British University, Cairo, Egypt
- 12: Now at Ain Shams University, Cairo, Egypt
- 13: Also at National Centre for Nuclear Research, Swierk, Poland
- 14: Also at Université de Haute-Alsace, Mulhouse, France
- 15: Now at Joint Institute for Nuclear Research, Dubna, Russia
- 16: Also at Moscow State University, Moscow, Russia
- 17: Also at Brandenburg University of Technology, Cottbus, Germany
- 18: Also at Institute of Nuclear Research ATOMKI, Debrecen, Hungary
- 19: Also at Eötvös Loránd University, Budapest, Hungary
- 20: Also at Tata Institute of Fundamental Research - HECR, Mumbai, India
- 21: Also at University of Visva-Bharati, Santiniketan, India
- 22: Also at Sharif University of Technology, Tehran, Iran
- 23: Also at Isfahan University of Technology, Isfahan, Iran
- 24: Also at Plasma Physics Research Center, Science and Research Branch, Islamic Azad University, Tehran, Iran
- 25: Also at Facoltà Ingegneria Università di Roma, Roma, Italy
- 26: Also at Università della Basilicata, Potenza, Italy
- 27: Also at Università degli Studi Guglielmo Marconi, Roma, Italy
- 28: Also at Università degli Studi di Siena, Siena, Italy
- 29: Also at University of Bucharest, Faculty of Physics, Bucuresti-Magurele, Romania
- 30: Also at Faculty of Physics of University of Belgrade, Belgrade, Serbia
- 31: Also at University of California, Los Angeles, Los Angeles, USA
- 32: Also at Scuola Normale e Sezione dell' INFN, Pisa, Italy
- 33: Also at INFN Sezione di Roma; Università di Roma, Roma, Italy
- 34: Also at University of Athens, Athens, Greece
- 35: Also at Rutherford Appleton Laboratory, Didcot, United Kingdom
- 36: Also at The University of Kansas, Lawrence, USA
- 37: Also at Paul Scherrer Institut, Villigen, Switzerland
- 38: Also at Institute for Theoretical and Experimental Physics, Moscow, Russia
- 39: Also at Gaziosmanpasa University, Tokat, Turkey
- 40: Also at Adiyaman University, Adiyaman, Turkey
- 41: Also at Izmir Institute of Technology, Izmir, Turkey
- 42: Also at The University of Iowa, Iowa City, USA
- 43: Also at Mersin University, Mersin, Turkey
- 44: Also at Ozyegin University, Istanbul, Turkey
- 45: Also at Kafkas University, Kars, Turkey
- 46: Also at Suleyman Demirel University, Isparta, Turkey
- 47: Also at Ege University, Izmir, Turkey
- 48: Also at School of Physics and Astronomy, University of Southampton, Southampton, United Kingdom
- 49: Also at INFN Sezione di Perugia; Università di Perugia, Perugia, Italy
- 50: Also at University of Sydney, Sydney, Australia
- 51: Also at Utah Valley University, Orem, USA

52: Also at Institute for Nuclear Research, Moscow, Russia

53: Also at University of Belgrade, Faculty of Physics and Vinca Institute of Nuclear Sciences, Belgrade, Serbia

54: Also at Argonne National Laboratory, Argonne, USA

55: Also at Erzincan University, Erzincan, Turkey

56: Also at Mimar Sinan University, Istanbul, Istanbul, Turkey

57: Also at KFKI Research Institute for Particle and Nuclear Physics, Budapest, Hungary

58: Also at Kyungpook National University, Daegu, Korea