

Research Article

Hybrid Impulsive Control for Closed Quantum Systems

Shouwei Zhao,^{1,2} Jitao Sun,² and Hai Lin³

¹ College of Fundamental Studies, Shanghai University of Engineering Science, Shanghai 201620, China

² Department of Mathematics, Tongji University, Shanghai 200092, China

³ Department of Electrical Engineering, University of Notre Dame, Notre Dame, IN 46556, USA

Correspondence should be addressed to Jitao Sun; sunjt@sh163.net

Received 23 March 2013; Accepted 25 April 2013

Academic Editors: C. Chen, D. Dong, M. Jiang, and L.-C. Wang

Copyright © 2013 Shouwei Zhao et al. This is an open access article distributed under the Creative Commons Attribution License, which permits unrestricted use, distribution, and reproduction in any medium, provided the original work is properly cited.

The state transfer problem of a class of nonideal quantum systems is investigated. It is known that traditional Lyapunov methods may fail to guarantee convergence for the non-ideal case. Hence, a hybrid impulsive control is proposed to accomplish a more accurate convergence. In particular, the largest invariant sets are explicitly characterized, and the convergence of quantum impulsive control systems is analyzed accordingly. Numerical simulation is also presented to demonstrate the improvement of the control performance.

1. Introduction

One of major concerns in quantum control is how to steer quantum states to a desired target state precisely and efficiently. A solution to this quantum state transfer problem will help us to advance some promising applications such as quantum computation and quantum chemistry. The main difficulty in quantum control is due to the limitations on the application of observation and feedback in quantum systems. Open-loop control has therefore been a commonly adopted approach in quantum control, where recorded control signals obtained from numerical simulations are implemented to real quantum systems. Among existing open-loop control design methods, the Lyapunov method could be the most popular one and has been tested in real applications [1–6]. Despite great advances have been made in Lyapunov methods, they may fail to achieve the control goal if the internal Hamiltonian is *not strong regular* [7]. This nonideal case means that distances between the eigenvalues of the internal Hamiltonian are not distinct. It is worth pointing out that this nonideal case does exist in many practical quantum systems such as coupled spin systems and harmonic oscillator systems [3, 4].

In particular, this paper will study the state transfer for closed quantum systems modeled as the following Schrödinger equation:

$$i|\dot{\psi}(t)\rangle = H_0|\psi(t)\rangle, \quad (1)$$

where H_0 is the internal Hamiltonian. For quantum systems, the control is implemented to the system through electromagnetic fields. Our basic problem is to transfer a quantum state from an initial state to a desired target state. The difficulty for the Lyapunov control of nonideal quantum system mainly comes from the fact that the system could be driven to undesired limit points in the invariant set. There exist a few results in the recent literature handling such a nonideal case. In [7], the complete controllability of the quantum systems with twofold degeneracy was investigated, and the basic idea is to apply a weak constant field to eliminate the degeneracy. In [4], the implicit Lyapunov method was used to deal with such a nonideal case. However, it is difficult to characterize invariant sets which are critical for the following convergence analysis. Therefore, we propose a new hybrid impulsive control strategy for closed quantum systems under the nonideal case. Nowadays, the impulsive control has proved to be an effective method to accomplish

good performance for classical systems [8–12]. This motivates us to apply such a control idea to quantum systems.

The basic idea of the hybrid impulsive control is to divide the control into a piecewise continuous open-loop coherent control $u_1(t)$ and an impulsive control u_2 . $u_1(t)$ design is similar to the traditional Lyapunov control which drives states to invariant sets. Specifically, the system under the piecewise continuous control can be described by

$$i|\dot{\psi}(t)\rangle = \left[H_0 + \sum_{l=1}^r H_l u_{1l}(t) \right] |\psi(t)\rangle, \quad t \neq t_k, \quad (2)$$

where H_l is the control Hamiltonian and $u_{1l}(t)$ is real-valued control function ($l \in J = \{1, 2, \dots, r\}$). The continuous-time coherent control $u_1(t)$ is implemented through the control Hamiltonians H_l when $t \neq t_k$. Due to the nonideal quantum system, this control cannot guarantee the convergence to the desired target state. After a certain instant t_k , the controlled state would sufficiently approach an undesired limit point. Hence, the control could fail to drive the system state. Then we need to “kick” the state out of undesired limit points and drive it re-converge to new, hopefully desired, state. At $t = t_k$, the piecewise continuous control $u_1(t)$ is switched off, and the “kicking” effect is accomplished by the impulsive control $u_2(t)$, by which the controlled system at the instant t_k becomes

$$i|\dot{\psi}(t)\rangle = [H_0 + \bar{B}_k \delta(s - t_k)] |\psi(t)\rangle, \quad t \neq t_k, \quad (3)$$

where the introduced Hermitian operator \bar{B}_k is the impulsive control Hamiltonian to be designed, $\delta(\cdot)$ is the Dirac impulse function with $u_2(t) = 0$, $t \neq t_k$, and t_k is the impulsive instant at which the impulsive control is implemented, satisfying $\lim_{k \rightarrow \infty} t_k = \infty$. With the impulsive control $u_2(t)$, the

state satisfies $|\psi(t_k + h)\rangle = e^{-i \int_{t_k}^{t_k+h} [H_0 + \bar{B}_k \delta(s-t_k)] ds} |\psi(t_k)\rangle$, for sufficiently small $h > 0$. As $h \rightarrow 0^+$, we have $\lim_{h \rightarrow 0^+} |\psi(t_k + h)\rangle = |\psi(t_k^+)\rangle = e^{-i\bar{B}_k} |\psi(t_k)\rangle$ and define $|\psi(t_k)\rangle = |\psi(t_k^-)\rangle = \lim_{h \rightarrow 0^+} |\psi(t_k - h)\rangle$. In the control process, in order to keep the coherence of the controlled state, the proposed control strategy is the open-loop coherent control.

In practical implementations, the δ function in the impulsive control can be substituted with pulses of finite duration if the duration is sufficiently short compared with the time scale of quantum systems [13]. In recent years, the impulsive control idea has been used in the control of open quantum systems to suppress decoherence, for example, bang-bang pulses [13–18], and the minimal time control of spin systems [19, 20]. It is realized by a sequence of unitary operations, characteristic of instantaneous pulses. The feasibility of this impulsive control was supported by physical experiments; see [14–17] and the references therein. The so called hard pulses in NMR are analogous to this picture.

With this understanding, this paper will focus on the development of hybrid impulsive control design itself to achieve more accurate convergence under the nonideal cases. Moreover, the invariant set of the controlled system is characterized explicitly, which is shown to be strictly smaller than that obtained using classical Lyapunov methods.

The convergence analysis is then obtained via an extending LaSalle invariance principle for impulsive systems in [21]. Simulation studies show improved control performance.

The rest of this paper is organized as follows. In Section 2, we design the hybrid impulsive control for nonideal systems by the Lyapunov function based on the state distance. Properties of the controlled system are discussed, and the convergence is analyzed by explicit characterization of the LaSalle invariant set. In Section 3, using the Lyapunov function based on the state error, the hybrid impulsive control of quantum systems is investigated. Section 4 includes numerical simulation to demonstrate the effectiveness and advantage of the proposed methods. Finally, some conclusions are drawn in Section 5.

2. Hybrid Impulsive Control Based on the State Distance

In practice, we do not have much freedom to choose the control Hamiltonian due to the structure limitations of the control fields [3, 4]. The impulsive control Hamiltonian cannot be chosen arbitrarily to achieve the state transfer instantaneously. Thus in this paper, H_l is fixed and assumed to be known beforehand. Denote $B_k = e^{-i\bar{B}_k}$, which is unitary. With the hybrid impulsive control fields $u(t)$, system (1) becomes a *closed quantum impulsive control system* as follows:

$$i|\dot{\psi}(t)\rangle = \left[H_0 + \sum_{l=1}^r H_l u_{1l}(t) \right] |\psi(t)\rangle, \quad t \neq t_k, \quad (4)$$

$$|\psi(t_k^+)\rangle = B_k |\psi(t_k)\rangle.$$

In the following, we denote $H = H_0 + \sum_{l=1}^r H_l u_{1l}(t)$.

2.1. Hybrid Impulsive Control Design and Dynamical Properties of Controlled Systems. In quantum control, the goal state $|\psi_f\rangle$ is usually chosen to be an eigenstate of H_0 , that is, $H_0|\psi_f\rangle = \lambda_f|\psi_f\rangle$. We select a Lyapunov function based on the Hilbert-Schmidt distance between $|\psi\rangle$ and $|\psi_f\rangle$, that is, $V_1(\psi(t)) = V_1(t) = (1/2)(1 - |\langle\psi_f|\psi\rangle|^2)$. When $t \neq t_k$, the time derivative of V_1 is given by

$$\dot{V}_1(t) = -\sum_{l=1}^r u_{1l} \Im [\langle\psi|\psi_f\rangle \langle\psi_f|H_l|\psi\rangle], \quad (5)$$

where $\Im(\cdot)$ and $\Re(\cdot)$ denote the imaginary part and real part of a complex number, respectively. When $t = t_k$, the Dini derivative of V_1 is given by $D^-V_1(t_k) \triangleq \lim_{h \rightarrow 0^+} ((V_1(t_k) - V_1(t_k - h))/h)$. The difference of V_1 is described as $\Delta V_1(t_k) = V_1(t_k^+) - V_1(t_k)$.

In order that the designed control can work in the case of the initial state being orthogonal to the goal state, we rewrite (5) as $\dot{V}_1(t) = -\sum_{l=1}^r u_{1l} |\langle\psi|\psi_f\rangle| \Im [e^{i\angle\langle\psi|\psi_f\rangle} \langle\psi_f|H_l|\psi\rangle]$. We need to design the control law such that $\dot{V}_1(t) \leq 0$, $t \neq t_k$ and $\Delta V_1(t_k) \leq 0$. Choose the piecewise continuous control law as follows:

$$u_{1l}(t) = K_l f_l \left(\Im \left[e^{i\angle\langle\psi|\psi_f\rangle} \langle\psi_f|H_l|\psi\rangle \right] \right), \quad l \in J, \quad t \neq t_k, \quad (6)$$

where $K_l > 0$ is the control gain and the function $f_l(\cdot)$ passes through the origin of plane $x_l - y_l$ monotonically satisfying $f_l(x_l)x_l \geq 0$ with $x_l = \mathfrak{S}[\langle \psi_f | H_l | \psi \rangle]$. To avoid the confusion, we define $\angle \langle \psi | \psi_f \rangle = 0^\circ$ if $\langle \psi | \psi_f \rangle = 0$. In addition, the impulsive control matrix B_k should be chosen to satisfy $\Delta V_1(t_k) \leq 0$; that is,

$$B_k^* \rho_f B_k - \rho_f \geq 0, \quad (7)$$

where $\rho_f = |\psi_f\rangle\langle\psi_f|$ is the density matrix of target state $|\psi_f\rangle$. Inequality (7) holds at least for the unitary matrix B_k which commutes with ρ_f . The control law satisfying (6) and (7) is the designed control law. In the following, the properties of system (4) will be studied to show that $u(t)$ can make the system leave the initial state even if $|\psi(0)\rangle$ is an eigenstate of H_0 .

Lemma 1. For control law (6) and (7), if the initial state is an eigenstate of H_0 with $H_0|\psi(0)\rangle = \lambda_0|\psi(0)\rangle$ and $\langle\psi(0)|\psi_f\rangle = 0$, then the following conclusions hold:

- (i) if there exists $l \in J$ such that $\mathfrak{S}\langle\psi_f|H_l|\psi(0)\rangle \neq 0$, then $\langle\psi(t)|\psi_f\rangle \neq 0$ ($t > 0$);
- (ii) if $\mathfrak{S}\langle\psi_f|H_l|\psi(0)\rangle = 0$, for all $l \in J$, and there exists $l \in J$ such that $\Re\langle\psi_f|H_l|\psi(0)\rangle \neq 0$ and $\lambda_0 \neq 0$, then $\langle\psi(t)|\psi_f\rangle \neq 0$, $t > t' > 0$, where t' is sufficiently small; otherwise, the designed control fields cannot achieve the state steering of the closed-loop system.

Proof. (i) For a sufficiently small dt , as $t \neq t_k$, we have $i|\dot{\psi}(0)\rangle = i \lim_{dt \rightarrow 0} [|\psi(dt)\rangle - |\psi(0)\rangle]/dt = H|\psi(0)\rangle$; that is, as $dt \rightarrow 0$, $|\psi(dt)\rangle = (I - iHdt)|\psi(0)\rangle$. Since $\langle\psi(0)|\psi_f\rangle = 0$, the inequality $\langle\psi_f|\psi(dt)\rangle \neq 0$ is equivalent to $\sum_{l=1}^r u_{1l} \langle\psi_f|H_l|\psi(0)\rangle = \sum_{l=1}^r u_{1l} [i\mathfrak{S}\langle\psi_f|H_l|\psi(0)\rangle + \Re\langle\psi_f|H_l|\psi(0)\rangle] \neq 0$. By (6), we have $u_{1l} \mathfrak{S}\langle\psi_f|H_l|\psi(0)\rangle \geq 0$, for all $l \in J$. It follows from the assumption in case (i) that there exists $l \in J$ such that $u_{1l} \mathfrak{S}\langle\psi_f|H_l|\psi(0)\rangle > 0$, and consequently, $\langle\psi_f|\psi(dt)\rangle \neq 0$. Since $\dot{V}_1 \leq 0$, we obtain that $\langle\psi(t)|\psi_f\rangle \neq 0$, $t \in (0, t_1)$. By (7) we have $|\langle\psi_f|\psi(t_1^+)\rangle| \geq |\langle\psi_f|\psi(t_1)\rangle| = |\langle\psi_f|\psi(t_1^-)\rangle| > 0$. Hence, we obtain that $\langle\psi(t)|\psi_f\rangle \neq 0$, ($t > 0$).

(ii) Initially, the system evolves freely because $u_{1l}(0) = 0$, $l \in J$. For a sufficiently small $t^* < t_1$, one can obtain that $|\psi(t^*)\rangle = e^{-iH_0 t^*} |\psi(0)\rangle = e^{-i\lambda_0 t^*} |\psi(0)\rangle$. Moreover, as $dt \rightarrow 0$, we have $\langle\psi_f|\psi(t^* + dt)\rangle = \langle\psi_f|(I - iHdt)|\psi(t^*)\rangle = dt[-i \cos(\lambda_0 t^*) - \sin(\lambda_0 t^*)] \sum_{l=1}^r \langle\psi_f|H_l u_{1l}(t^*)|\psi(0)\rangle$. Noticing that there exists $l \in J$ such that $\langle\psi_f|H_l|\psi(0)\rangle \neq 0$, we have $u_{1l}(t^*) = K_l f_l[\mathfrak{S}(e^{-i\lambda_0 t^*} \langle\psi_f|H_l|\psi(0)\rangle)] = K_l f_l[-\sin(\lambda_0 t^*) \langle\psi_f|H_l|\psi(0)\rangle] \neq 0$. Similar to the discussion in case (i), we obtain that $\langle\psi_f|\psi(t^* + dt)\rangle \neq 0$, and then $\langle\psi(t)|\psi_f\rangle \neq 0$, $t > t^*$. This completes the proof. \square

For the characterization of invariant sets, properties of the states such that $\dot{V}_1 = 0$ are studied. Since the proof is similar to that of Proposition 4 in [1], we omit it here.

Lemma 2. If $\langle\psi_0|\psi_f\rangle = 0$ and the conditions (i) or (ii) in Lemma 1 hold, the following conclusions are equivalent:

- (i) $\dot{V}_1(t) = 0$, $t \neq t_k$,
- (ii) $i|\dot{\psi}(t)\rangle = H_0|\psi(t)\rangle$, $t \neq t_k$,
- (iii) there exists $\lambda_l \in \mathbb{R}$ such that $\langle\psi_f|(\lambda_l I - H_l)|\psi(t)\rangle = 0$, $t \neq t_k$, $l \in J$.

Lemma 2 only characterizes the states guaranteeing that $\dot{V}_1 = 0$ at specific instants. We need to characterize the states from which the system trajectories stay in the set $\dot{V}_1 = 0$ and $\Delta V_1 = 0$. We first present the extensive LaSalle invariance principle for impulsive systems in [21].

Lemma 3. Consider the following differential impulsive system on an open set \mathcal{D} :

$$\begin{aligned} \dot{x}(t) &= f_c(x(t)), & x(0) &= x_0, \quad t \neq t_k, \\ \Delta x(t) &= f_d(x(t)), & t &= t_k. \end{aligned} \quad (8)$$

If there exists a continuous function V such that $V'(x)f_c(x) \leq 0$, $t \neq t_k$ and $\Delta V(t_k) \leq 0$, then $x(t) \rightarrow \mathcal{M}$ as $t \rightarrow \infty$, where \mathcal{M} is the largest invariant set contained in $\mathbb{E} \triangleq \{x : V'(x)f_c(x) = 0\} \cap \{x : \Delta V(x) = 0\}$.

2.2. Convergence Analysis. The following theorem presents the characterization of the invariant set for the nonideal systems under the hybrid impulsive control, by which the invariant set is smaller compared with that obtained by the conventional Lyapunov method. In the following, the unitary matrix B_k is designed such that it commutes with H_0 , $k \in \mathbb{Z}^+$.

Theorem 4. Consider system (4) with the hybrid impulsive control satisfying (6) and (7). The largest invariant set is given by $G = \mathbb{S}^{2n-1} \cap E_1 \cap E_2$ with $E_1 = \{|\psi\rangle : |\psi\rangle \in M_k^l, \text{ for all } l \in J, k = 1, 2, \dots\}$, $E_2 = \{|\psi\rangle : |\psi\rangle \in N_k, k = 1, 2, \dots\}$, and

$$M_k^l := \{|\psi\rangle : \mathfrak{S}(\langle\psi|\psi_f\rangle \langle\psi_f|X_l^{s_l}|\psi\rangle) = 0, \\ s_l = 1, 2, \dots, m_l\},$$

$$M_k^l := \left\{ |\psi\rangle : \mathfrak{S} \left(\langle\psi| \prod_{j=1}^{k-1} B_j^* |\psi_f\rangle \langle\psi_f| X_l^{s_l} \prod_{j=k-1}^1 B_j |\psi\rangle \right) = 0, s_l = 1, 2, \dots, m_l \right\}, \quad k \geq 2,$$

$$N_k := \left\{ |\psi\rangle : \left| \langle\psi| \prod_{j=1}^{k-1} B_j |\psi_f\rangle \right|^2 - |\langle\psi|\psi_f\rangle|^2 = 0 \right\}, \quad k \geq 1, \quad (9)$$

where $X_l^1, X_l^2, \dots, X_l^{m_l}$ constitute the basis of the set $\{(i)^s [H_0^{(s)}, H_l], s = 0, 1, 2, \dots\}$, $l \in J$. Hence, system (4) converges to G under the hybrid impulsive control.

Proof. When $t = t_0$, from (6), we obtain that

$$\begin{aligned} \dot{V}_1(t_0) = 0 &\iff \left| \langle \psi(t_0) | \psi_f \rangle \right| \\ &\times \mathfrak{F} \left[e^{i\mathcal{L} \langle \psi(t_0) | \psi_f \rangle} \langle \psi_f | H_l | \psi(t_0) \rangle \right] = 0, \quad l \in J \\ &\iff \mathfrak{F} \left(\langle \psi(t_0) | \psi_f \rangle \langle \psi_f | H_l | \psi(t_0) \rangle \right) = 0. \end{aligned} \tag{10}$$

The main idea of the proof is sketched as follows. The interval $[t_{k-1}, t_k]$ is divided into n_k sufficiently small intervals with duration dt . We apply the Taylor expansion on the system state and omit the high order terms of dt . By Lemma 2, the requirements $\dot{V}_1(t) = 0$ ($t \neq t_k$) and $\Delta V_1(t_k) = 0$ for the whole system trajectory will be transformed to the conditions on the initial state. By the Taylor expansion and commutativity between H_0 and B_k , it yields that

$$\begin{aligned} \dot{V}_1(t_0 + dt) = 0 &\iff \mathfrak{F} \left(\langle \psi(t_0 + dt) | \psi_f \rangle \langle \psi_f | H_l | \psi(t_0 + dt) \rangle \right) = 0 \\ &\iff \mathfrak{F} \left(\langle \psi(t_0) | (I + iH_0 dt) | \psi_f \rangle \right. \\ &\quad \times \langle \psi_f | H_l (I - iH_0 dt) | \psi(t_0) \rangle \left. \right) = 0 \\ &\iff \mathfrak{F} \left(i \langle \psi(t_0) | \psi_f \rangle \langle \psi_f | [H_0, H_l] | \psi(t_0) \rangle \right) = 0, \\ &\quad \vdots \\ D^-V_1(t_1) = 0 &\iff \mathfrak{F} \left((i)^{n_1} \langle \psi(t_0) | \psi_f \rangle \right. \\ &\quad \times \langle \psi_f | [H_0^{(n_1)}, H_l] | \psi(t_0) \rangle \left. \right) = 0. \end{aligned} \tag{11}$$

At $t = t_k + dt$, the free evolution of $|\psi(t)\rangle$ is given by

$$\begin{aligned} |\psi(t_k + dt)\rangle &= (I - iH_0 dt) |\psi(t_k^+)\rangle \\ &= B_k (I - iH_0 dt) |\psi(t_k)\rangle, \quad k = 1, 2, \dots \end{aligned} \tag{12}$$

Similar to the previous deduction, it follows from (11) and (12) that

$$\begin{aligned} \dot{V}_1(t_1 + dt) = 0 &\iff \mathfrak{F} \left(\langle \psi(t_1 + dt) | \psi_f \rangle \langle \psi_f | H_l | \psi(t_1 + dt) \rangle \right) = 0 \\ &\iff \mathfrak{F} \left((i)^s \langle \psi(t_1^+) | \psi_f \rangle \right. \\ &\quad \times \langle \psi_f | [H_0^{(s)}, H_l] | \psi(t_1^+) \rangle \left. \right) = 0, \quad s = 0, 1 \end{aligned}$$

$$\begin{aligned} &\iff \mathfrak{F} \left((i)^s \langle \psi(t_1 - dt) | B_1^* | \psi_f \rangle \right. \\ &\quad \times \langle \psi_f | [H_0^{(s)}, H_l] B_1 | \psi(t_1 - dt) \rangle \left. \right) = 0, \\ &\quad s = 0, 1, 2, \end{aligned}$$

$$\begin{aligned} &\iff \mathfrak{F} \left((i)^s \langle \psi(t_0) | B_1^* | \psi_f \rangle \right. \\ &\quad \times \langle \psi_f | [H_0^{(s)}, H_l] B_1 | \psi(t_0) \rangle \left. \right) = 0, \\ &\quad s = 0, 1, \dots, n_1 + 1, \end{aligned}$$

$$\begin{aligned} D^-V_1(t_2) = 0 &\iff \mathfrak{F} \left((i)^s \langle \psi(t_0) | B_1^* | \psi_f \rangle \right. \\ &\quad \times \langle \psi_f | [H_0^{(s)}, H_l] B_1 | \psi(t_0) \rangle \left. \right) = 0, \\ &\quad s = 0, 1, \dots, n_1 + n_2. \end{aligned} \tag{13}$$

Consequently, it can be obtained that

$$\begin{aligned} D^-V_1(t_k) = 0 &\iff \mathfrak{F} \left((i)^s \langle \psi(t_0) | \prod_{j=1}^{k-1} B_j^* | \psi_f \rangle \right. \\ &\quad \times \langle \psi_f | [H_0^{(s)}, H_l] \prod_{j=k-1}^1 B_j | \psi(t_0) \rangle \left. \right) = 0, \end{aligned} \tag{14}$$

where $s = 0, 1, \dots, \sum_{i=1}^k n_i$. Noticing that the set $\{(i)^s [H_0^{(s)}, H_l], s = 0, 1, \dots, \sum_{i=1}^k n_i\}$, $l \in J$ has finite dimension, we denote its basis to be $X_l^1, X_l^2, \dots, X_l^{m_l}$, $l \in J$. Since the division of the interval $[t_{k-1}, t_k]$ is random, (14) can be rewritten as

$$\begin{aligned} D^-V_1(t_k) = 0 &\iff \mathfrak{F} \left(\langle \psi(t_0) | \prod_{j=1}^{k-1} B_j^* | \psi_f \rangle \right. \\ &\quad \times \langle \psi_f | X_l^{s_l} \prod_{j=k-1}^1 B_j | \psi(t_0) \rangle \left. \right) = 0, \\ &\quad s_l = 1, \dots, m_l. \end{aligned} \tag{15}$$

For convenience, the set of the states satisfying (15) is denoted as M_k^l in (9), $l \in J, k \geq 2$.

In the following, we will discuss the conditions on the initial states from which the trajectories stay in the set $\{|\psi\rangle : \Delta V_1(t_k) = 0, k = 1, 2, \dots\}$:

$$\begin{aligned} \Delta V_1(t_1) = 0 &\iff \left| \langle \psi(t_1) | B_1^* | \psi_f \rangle \right|^2 - \left| \langle \psi(t_1) | \psi_f \rangle \right|^2 = 0 \end{aligned}$$

$$\begin{aligned} &\iff |\langle \psi(t_1 - dt) | B_1^* |\psi_f \rangle|^2 \\ &\quad - |\langle \psi(t_1 - dt) | \psi_f \rangle|^2 = 0 \\ &\iff |\langle \psi(t_0) | B_1^* |\psi_f \rangle|^2 - |\langle \psi(t_0) | \psi_f \rangle|^2 = 0. \end{aligned} \quad (16)$$

Applying the similar technique, it follows that

$$\begin{aligned} \Delta V_1(t_k) = 0 &\iff \left| \langle \psi(t_0) | \prod_{j=1}^k B_j^* |\psi_f \rangle \right|^2 \\ &\quad - |\langle \psi(t_0) | \psi_f \rangle|^2 = 0. \end{aligned} \quad (17)$$

We denote the set of the states guaranteeing (17) to be N_k in (9).

In conclusion, all the states which stay in the intersection $E_1 \cap E_2$ constitute the largest invariant set of system (4). By Lemma 3, we complete the proof. \square

It should be noticed that the basis of the set $\{(i)^s [H_0^{(s)}, H_l], s = 0, 1, 2, \dots, \sum_{i=1}^k n_i\}$ can be obtained in finite steps, $l \in J$. If the first n^2 elements in the set are linearly independent, then they constitute the basis. If $[H_0^{(s_1+1)}, H_l]$ can be represented by the first s_l elements, it is easy to obtain that $[H_0^{(k)}, H_l]$ can be represented by the linear combination of $H_l, [H_0, H_l], \dots, [H_0^{(s_l)}, H_l]$, for all $k > s_l$.

Corollary 5. Consider system (4) with control field (6) without the impulsive control, that is, $B_k = I, k = 1, 2, \dots$. The largest invariant set is $E \cap \mathbb{S}^{2n-1}$, where $E = \{|\psi\rangle : |\psi\rangle \in \overline{M}_k^l, l \in J, k = 0, 1, \dots\}, \overline{M}_k^l = \{|\psi\rangle : \Im(i^k \langle \psi | \psi_f \rangle \langle \psi_f | [H_0^{(k)}, H_l] | \psi \rangle) = 0\}, k \geq 0$, and $l \in J$.

Remark 6. If H_0 is strong regular, then the result in Corollary 5 reduces to Theorem 2 in [1]. For the nonideal case, it is clear that $G \subset E$. From the viewpoint of physics, this implies that the proposed hybrid impulsive control can achieve more accurate convergence under the nonideal case. In general, the matrix B_k can be chosen to guarantee that E_1 and E_2 contain finite sets M_k^l and N_k . It can be found that the invariant set G depends on the choice of impulsive control matrix B_k . The optimal determination of B_k and impulsive instants t_k to minimize the invariant set are under study.

3. Hybrid Impulsive Control Based on the State Error

It is known that different Lyapunov functions may have different control effects. The relations among them were studied in our previous work [4]. In this section, we consider the hybrid impulsive control of quantum systems based on the state error between the controlled state and the goal state. Let $V_2(\psi(t)) = V_2(t) = (1/2)\langle \psi(t) - \psi_f | \psi(t) - \psi_f \rangle = 1 - \Re \langle \psi_f | \psi(t) \rangle$. Similar to the hybrid control design in Section 1,

we consider the following quantum impulsive control system which is different from (4):

$$\begin{aligned} i|\dot{\psi}(t)\rangle &= (H_0 + u_1 H_1 + \omega I) |\psi(t)\rangle, \quad t \neq t_k, \\ |\psi(t_k^+)\rangle &= B_k |\psi(t_k)\rangle, \end{aligned} \quad (18)$$

where ω is a new real scalar control field. For the convenience of the computation, the introduced ω may be used to adjust the global phase without changing the physical quantities regarding $|\psi\rangle$. While in practical implementation, it is not necessary to be implemented to the system. Similar conclusion can be drawn if there exists more than one control Hamiltonian $H_l, l \geq 2$. The time derivative of V_2 is

$$\begin{aligned} \dot{V}_2(t) &= -(\lambda_f + \omega) \Im(\langle \psi_f | \psi \rangle) \\ &\quad - \Im(\langle \psi_f | H_1 | \psi \rangle) u_1, \quad t \neq t_k. \end{aligned} \quad (19)$$

Let $u_0 = \lambda_f + \omega$. We design the following control to ensure $\dot{V}_2(t) \leq 0, t \neq t_k$:

$$\begin{aligned} \lambda_f + \omega = u_0 &= K_0 f_0(\Im \langle \psi_f | \psi \rangle), \\ u_1 &= K_1 f_1(\Im \langle \psi_f | H_1 | \psi \rangle), \end{aligned} \quad (20)$$

where $K_1 > 0$, and the function $y_1 = f_1(\cdot)$ is defined as that in (6).

Theorem 7. Consider system (18) with control fields (7) and (20). The largest invariant set is given by $K = F_1 \cap F_2 \cap \mathbb{S}^{2n-1}$, where $F_1 = \{|\psi\rangle : |\psi\rangle \in U_k, k = 1, 2, \dots\}, F_2 = \{|\psi\rangle : |\psi\rangle \in W_k, k = 1, 2, \dots\}$, and $U_1 := \{|\psi\rangle : \Im(\langle \psi_f | X^s | \psi \rangle) = 0, s = 1, \dots, m_1\}$,

$$\begin{aligned} U_k &:= \left\{ |\psi\rangle : \Im \left(\langle \psi_f | X^s \prod_{j=k-1}^1 B_j | \psi \rangle \right) = 0, s = 1, \dots, m_1 \right\}, \\ &\quad k \geq 2, \\ W_k &:= \left\{ |\psi\rangle : \Re \langle \psi_f | \psi \rangle - \Re \langle \psi_f | \prod_{j=1}^k B_j | \psi \rangle = 0 \right\}, \quad k \geq 1, \end{aligned} \quad (21)$$

where X^1, X^2, \dots, X^{m_1} are the basis of the set $\{I, (i)^s [H_0^{(s)}, H_1], s = 0, 1, 2, \dots\}$. Therefore, system (18) converges to K with the hybrid impulsive control satisfying (7) and (20).

Proof. Let $\omega = -\lambda_f$. When the system satisfies $\dot{V}_2 = 0$, that is, $u_1 = 0$, the evolution of system (18) becomes

$$\begin{aligned} i|\dot{\psi}(t)\rangle &= (H_0 - \lambda_f I) |\psi(t)\rangle, \quad t \neq t_k, \\ |\psi(t_k^+)\rangle &= B_k |\psi(t_k)\rangle. \end{aligned} \quad (22)$$

It follows from (22) that

$$\begin{aligned} &|\psi(t_{k-1} + dt)\rangle \\ &= |\psi(t_{k-1})\rangle + |\dot{\psi}(t_{k-1})\rangle dt \\ &= [I - i(H_0 - \lambda_f I) dt] |\psi(t_{k-1})\rangle. \end{aligned} \tag{23}$$

From (20), we obtain the following relation:

$$\begin{aligned} \dot{V}_2(t_0) = 0 &\iff \mathfrak{I}(\langle \psi_f | \psi(t_0) \rangle) = 0, \\ \mathfrak{I}(\langle \psi_f | H_1 | \psi(t_0) \rangle) &= 0. \end{aligned} \tag{24}$$

Similarly, we divide the interval $[t_{k-1}, t_k]$ into n_k sufficiently small intervals. From (22)–(24), we have $D^-V_2(t_1) = 0 \iff \mathfrak{I}(i^{n_1} \langle \psi_f | [H_0^{(n_1)}, H_1] | \psi(t_0) \rangle) = 0$. According to the similar method in the proof of Theorem 4, when $t = t_k$, it yields that

$$\begin{aligned} D^-V_2(t_k) = 0 \\ \iff \mathfrak{I} \langle \psi_f | \prod_{j=k-1}^1 B_j | \psi(t_0) \rangle = 0, \\ \mathfrak{I} \left(i^s \langle \psi_f | [H_0^{(s)}, H_1] \prod_{j=k-1}^1 B_j | \psi(t_0) \rangle \right) = 0, \end{aligned} \tag{25}$$

where $s = 0, \dots, \sum_{i=1}^k n_i$. Denote the basis of the set $\{I, (i)^s [H_0^{(s)}, H_1], s = 0, 1, \dots, \sum_{i=1}^k n_i\}$ to be X^1, X^2, \dots, X^{m_1} . Equation (25) can be rewritten as $D^-V_2(t_k) = 0 \iff \mathfrak{I} \langle \psi_f | X^s \prod_{j=k-1}^1 B_j | \psi(t_0) \rangle = 0, s = 1, 2, \dots, m_1$. This equality is denoted as U_k in (21).

Next, we characterize the initial states from which the system trajectories stay in $\{|\psi\rangle : \Delta V_2(t_k) = 0, k = 1, 2, \dots\}$. From the definition of V_2 , we have $\Delta V_2(t_1) = \Re \langle \psi_f | \psi(t_1^+) \rangle - \Re \langle \psi_f | \psi(t_1) \rangle = \Re \langle \psi_f | B_1 | \psi(t_1) \rangle - \Re \langle \psi_f | \psi(t_1) \rangle$. The following relations can be obtained:

$$\begin{aligned} \Delta V_2(t_1) = 0 \\ \iff \Re \langle \psi_f | \psi(t_1) \rangle - \Re \langle \psi_f | B_1 | \psi(t_1) \rangle = 0 \\ \iff \Re \langle \psi_f | (I - B_1) [I - i(H_0 - \lambda_f I) dt] \\ \times |\psi(t_1 - dt)\rangle = 0 \\ \iff \Re \langle \psi_f | \psi(t_0) \rangle - \Re \langle \psi_f | B_1 | \psi(t_0) \rangle = 0. \end{aligned} \tag{26}$$

By similar deduction, it yields that $\Delta V_2(t_k) = 0 \iff \Re \langle \psi_f | \psi(t_0) \rangle - \Re \langle \psi_f | \prod_{j=1}^k B_j | \psi(t_0) \rangle = 0$, which can be denoted as W_k in (21).

In conclusion, all the states which remain in the intersection $F_1 \cap F_2$ constitute the largest invariant set of controlled system (18). By Lemma 3, the proof is completed. \square

Similar to the discussion in Corollary 5, Theorem 7 can be reduced to Theorem 8 in [1] if there is no impulsive control,

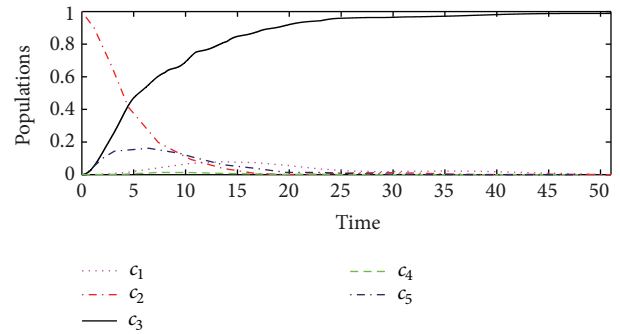


FIGURE 1: The population of the system state by the hybrid impulsive control based on the state distance.

and H_0 is strong regular. We can see that our result reduces the invariant set for the nonideal case. This implies that the proposed hybrid impulsive control scheme can accomplish more accurate state transfer.

4. Numerical Simulation

Example 1. Consider the five-level system with the internal Hamiltonian and impulsive control Hamiltonian given by $H_0 = \text{diag}\{1.0, 1.2, 1.2, 2.0, 2.15\}$ and $\bar{B}_k = \text{diag}\{0, 0, -\pi, -\pi, 0\}$, respectively. The unitary operation $B_k = e^{-i\bar{B}_k} = \text{diag}\{1, 1, -1, -1, 1\}$ can be realized by performing the planar rotation on system states. It can be found that the system is a nonideal system. The control Hamiltonians are given by

$$H_1 = \begin{pmatrix} 0 & 0 & i & i & 0 \\ 0 & 0 & i & 0 & i \\ -i & -i & 0 & 0 & 0 \\ -i & 0 & 0 & 0 & 0 \\ 0 & -i & 0 & 0 & 0 \end{pmatrix}, H_2 = \begin{pmatrix} 0 & i & 0 & 0 & 0 \\ -i & 0 & 0 & i & 0 \\ 0 & 0 & 0 & i & i \\ 0 & -i & -i & 0 & i \\ 0 & 0 & -i & -i & 0 \end{pmatrix}.$$

Let the target state be $|\psi_f\rangle = [0 \ 0 \ 1 \ 0 \ 0]^T$, let the initial state be $|\psi_0\rangle = [0 \ 1 \ 0 \ 0 \ 0]^T$, and let the controlled state be $|\psi\rangle = [c_1, c_2, \dots, c_5]^T$. Take the control function to be $f_i(x) = x, i = 1, 2$. Choose the impulsive instant to be $t_k = 3k - 1, k \in \mathbb{Z}^+$ and $K_1 = K_2 = 0.2$. Using the hybrid impulsive control based on the state distance, simple computation yields that the invariant set $G = \{|3\rangle\}$ (without regard to the global phase), which implies that under the hybrid impulsive control the system converges to $|\psi_f\rangle$. The populations of the controlled system are illustrated in Figure 1.

Now we compare performance of the hybrid impulsive control with that of classical Lyapunov control. If the impulsive control is not applied to the system, then the hybrid impulsive control is reduced to the classical Lyapunov control, by which the performance of the controlled system is shown in Figure 2. Hence, the proposed hybrid impulsive control improves the control performance.

Example 2. Consider the five-level system with the same internal Hamiltonian as the previous example. Let the target state and the initial state be $|\psi_f\rangle = [0 \ 0 \ 0 \ 0 \ 1]^T$ and $|\psi_0\rangle = [1 \ 0 \ 0 \ 0 \ 0]^T$, respectively, and the impulsive control Hamiltonian $\bar{B}_k = \text{diag}\{-\pi, 0, 0, -\pi, 0\}$. The unitary operation is chosen as $B_k = e^{-i\bar{B}_k} = \text{diag}\{-1, 1, 1, -1, 1\}$. The system is a nonideal system. The control Hamiltonian is given

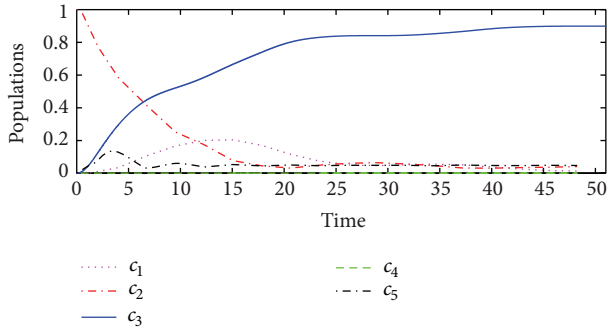


FIGURE 2: The population of the system state by the Lyapunov control without impulsive control.

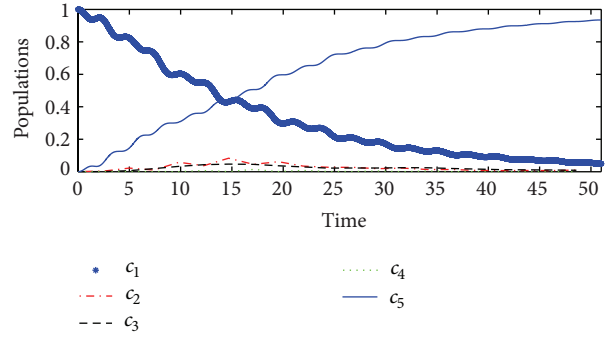


FIGURE 4: The population of the system state by the Lyapunov control without impulsive control.

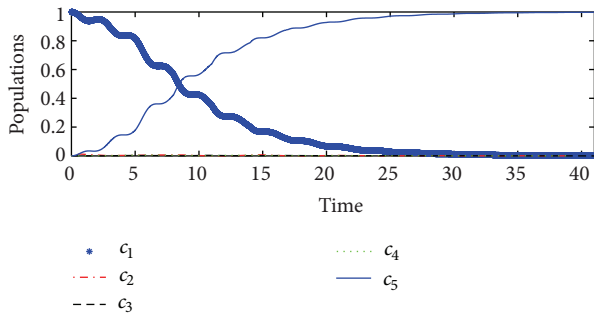


FIGURE 3: The population of the system state by the hybrid impulsive control based on the state error.

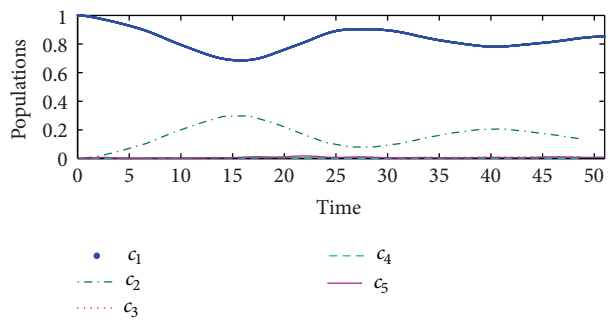


FIGURE 5: The population of the system state by the implicit Lyapunov control in [4].

by $H_1 = \begin{pmatrix} 0 & i & 0 & 0 & i \\ -i & 0 & 0 & i & i \\ 0 & 0 & 0 & 0 & i \\ 0 & -i & 0 & 0 & i \\ -i & -i & -i & -i & 0 \end{pmatrix}$. Let the control function be $f_1(x) = x$, and $K_0 = 0.1, K_1 = 0.2$. Choose the impulsive instant as $t_k = 3k - 1, k \in \mathbb{Z}^+$. Using the hybrid impulsive control based on the state error, simple computation yields that the invariant set $K = \{|5\rangle\}$ (without regard to the global phase), which implies that under the hybrid impulsive control the system converges to $|\psi_f\rangle$. Simulation results are illustrated in Figure 3.

When the hybrid impulsive control is reduced to the classical Lyapunov control, the trajectory of the controlled system is plotted in Figure 4. Moreover, if the implicit Lyapunov control strategy in [4] is employed with the same parameters, it fails to drive the system, as illustrated in Figure 5. Therefore, the proposed hybrid impulsive control improves the control performance.

5. Conclusion

In this paper, the coherent hybrid impulsive control for closed quantum systems has been investigated for the nonideal case that H_0 is not strong regular. The dynamical properties of the resulted quantum impulsive control system have been discussed to facilitate the convergence analysis. Based on two kinds of Lyapunov functions, the largest invariant sets have been characterized explicitly. Consequently, more accurate convergence of the controlled system has been achieved by the extensive LaSalle invariance principle. Compared with

some existing results, the improved control performance has been shown for the nonideal case. Since the practical implementation of impulsive control has been studied in known literature, we believe that it is feasible. The optimal determination of the impulsive control Hamiltonian and impulsive instants is worth to be explored in the future work.




Acknowledgment

This work is supported by the NNSF of China under Grant nos. 61174039, 61203128, the Connotative Construction Project of Shanghai University of Engineering Science (nhky-2012-13), the Fundamental Research Funds for the Central Universities of China, the ‘‘Chen Guang’’ Project supported by Shanghai Municipal Education Commission and Shanghai Education Development Foundation (no. 12CG65), and the Research Funds of Shanghai University of Engineering Science no. 2012td19.

References

- [1] S. Kuang and S. Cong, ‘‘Lyapunov control methods of closed quantum systems,’’ *Automatica*, vol. 44, no. 1, pp. 98–108, 2008.
- [2] C. Altafini, P. Cappellaro, and D. Cory, ‘‘Feedback schemes for radiation damping suppression in NMR: a control-theoretical perspective,’’ *Systems & Control Letters*, vol. 59, no. 12, pp. 782–786, 2010.

- [3] X. Wang and S. G. Schirmer, "Analysis of effectiveness of Lyapunov control for non-generic quantum states," *IEEE Transactions on Automatic Control*, vol. 55, no. 6, pp. 1406–1411, 2010.
- [4] S. Zhao, H. Lin, J. Sun, and Z. Xue, "An implicit Lyapunov control for finite-dimensional closed quantum systems," *International Journal of Robust and Nonlinear Control*, vol. 22, no. 11, pp. 1212–1228, 2012.
- [5] K. Beauchard, J. M. Coron, M. Mirrahimi, and P. Rouchon, "Implicit Lyapunov control of finite dimensional Schrödinger equations," *Systems & Control Letters*, vol. 56, no. 5, pp. 388–395, 2007.
- [6] S. Zhao, H. Lin, and Z. Xue, "Switching control of closed quantum systems via the Lyapunov method," *Automatica*, vol. 48, no. 8, pp. 1833–1838, 2012.
- [7] Z. Zhang and H. C. Fu, "Complete controllability of finite quantum systems with twofold energy level degeneracy," *Journal of Physics A*, vol. 43, no. 21, Article ID 215301, 2010.
- [8] X. Wan and J. Sun, "Adaptive-impulsive synchronization of chaotic systems," *Mathematics and Computers in Simulation*, vol. 81, no. 8, pp. 1609–1617, 2011.
- [9] L. Chen and J. Sun, "Nonlinear boundary value problem of first order impulsive functional differential equations," *Journal of Mathematical Analysis and Applications*, vol. 318, no. 2, pp. 726–741, 2006.
- [10] C. Li, J. Shi, and J. Sun, "Stability of impulsive stochastic differential delay systems and its application to impulsive stochastic neural networks," *Nonlinear Analysis: Theory, Methods & Applications*, vol. 74, no. 10, pp. 3099–3111, 2011.
- [11] C. Li, J. Sun, and R. Sun, "Stability analysis of a class of stochastic differential delay equations with nonlinear impulsive effects," *Journal of the Franklin Institute*, vol. 347, no. 7, pp. 1186–1198, 2010.
- [12] L. Shen, J. Shi, and J. Sun, "Complete controllability of impulsive stochastic integro-differential systems," *Automatica*, vol. 46, no. 6, pp. 1068–1073, 2010.
- [13] G. S. Uhrig and S. Pasini, "Efficient coherent control by sequences of pulses of finite duration," *New Journal of Physics*, vol. 12, Article ID 045001, 2010.
- [14] M. J. Biercuk, H. Uys, A. P. VanDevender, N. Shiga, W. M. Itano, and J. J. Bollinger, "Optimized dynamical decoupling in a model quantum memory," *Nature*, vol. 458, no. 7241, pp. 996–1000, 2009.
- [15] S. Damodarakurup, M. Lucamarini, G. Di Giuseppe, D. Vitali, and P. Tombesi, "Experimental inhibition of decoherence on flying qubits via "bang-bang" control," *Physical Review Letters*, vol. 103, no. 4, Article ID 040502, 2009.
- [16] G. De Lange, Z. H. Wang, D. Ristè, V. V. Dobrovitski, and R. Hanson, "Universal dynamical decoupling of a single solid-state spin from a spin bath," *Science*, vol. 330, no. 6000, pp. 60–63, 2010.
- [17] J. Du, X. Rong, N. Zhao, Y. Wang, J. Yang, and R. B. Liu, "Preserving electron spin coherence in solids by optimal dynamical decoupling," *Nature*, vol. 461, no. 7268, pp. 1265–1268, 2009.
- [18] F. Ticozzi and A. Ferrante, "Dynamical decoupling in quantum control: a system theoretic approach," *Systems & Control Letters*, vol. 55, no. 7, pp. 578–584, 2006.
- [19] S. Sridharan and M. R. James, "Minimum time control of spin systems via dynamic programming," in *Proceedings of the 47th IEEE Conference on Decision and Control (CDC '08)*, pp. 4558–4563, Cancun, Mexico, December 2008.
- [20] S. Sridharan and M. James, "Dynamic programming and viscosity solutions for the optimal control of quantum spin systems," *Systems & Control Letters*, vol. 60, no. 9, pp. 726–733, 2011.
- [21] S. Kaul, "Stability and asymptotic stability in impulsive semidynamical systems," *Journal of Applied Mathematics and Stochastic Analysis*, vol. 7, no. 4, pp. 509–523, 1994.



Hindawi

Submit your manuscripts at
<http://www.hindawi.com>

