

Research Article

Weakly Nonlinear Hydrodynamic Stability of the Thin Newtonian Fluid Flowing on a Rotating Circular Disk

Cha'o-Kuang Chen and Ming-Che Lin

Department of Mechanical Engineering, National Cheng Kung University, Tainan 70101, Taiwan

Correspondence should be addressed to Cha'o-Kuang Chen, ckchen@mail.ncku.edu.tw

Received 19 December 2008; Accepted 5 March 2009

Recommended by Mehrdad Massoudi

The main object of this paper is to study the weakly nonlinear hydrodynamic stability of the thin Newtonian fluid flowing on a rotating circular disk. A long-wave perturbation method is used to derive the nonlinear evolution equation for the film flow. The linear behaviors of the spreading wave are investigated by normal mode approach, and its weakly nonlinear behaviors are explored by the method of multiple scales. The Ginzburg-Landau equation is determined to discuss the necessary condition for the existence of such flow pattern. The results indicate that the supercritical instability region increases, and the subcritical stability region decreases with the increase of the rotation number or the radius of circular disk. It is found that the rotation number and the radius of circular disk not only play the significant roles in destabilizing the flow in the linear stability analysis but also shrink the area of supercritical stability region at high Reynolds number in the weakly nonlinear stability analysis.

Copyright © 2009 C.-K. Chen and M.-C. Lin. This is an open access article distributed under the Creative Commons Attribution License, which permits unrestricted use, distribution, and reproduction in any medium, provided the original work is properly cited.

1. Introduction

The study of the hydrodynamic stability of a thin liquid film is important for a wide range of situations, varying from engineering science and chemical science. Due to various applications, attention is gradually focused on this subject. For instance, a process for coating a surface on a spinning substrate, wherein a liquid coating material is dispensed radially from the center to the edge or from the edge to the center above the surface, and after application of the coating material the coating is cured. This process usually referred to as spin coating. To control the uniform and stable thin film is an interesting subject in the technological development for photolithography in wafer manufacturing [1, 2].

The linear stability theories for various film flows have been clearly presented by Lin [3] and Chandrasekhar [4]. Kapitza [5] was the first one to study the stability of a film flow

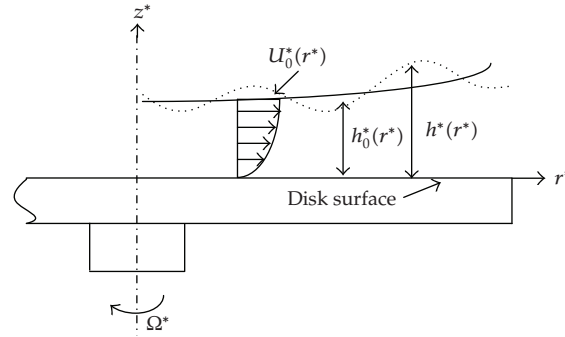


Figure 1: Schematic diagram of thin Newtonian liquid flow upon a rotating circular disk.

over inclined planes. Various stability behaviors of the layer flows were analyzed. Benney [6] studied the nonlinear evolution equation for free surfaces of the film flows by using the method of small parameters. The theory of Kapitza was later found not so compatible with the nonlinear theory of Landau [7]. The same film flow stability problem was studied by Yih [8] using a numerical approach. The transition mechanism from laminar flow to turbulent flow was elegantly explained by the Landau equation. This study sheds a light later for further development on the theory of nonlinear film stability. The Landau equation was rederived by Stuart [9] using the disturbed energy balance equation and Reynolds stresses. Pumir et al. [10] further included the effect of surface tension on the film flow model and solved for the solitary wave solutions. Hwang and Weng [11] showed that the conditions of both supercritical stability and subcritical instability are possible to occur for a film flow system. Atherton and Homsy [12] discussed the derivation of complicated nonlinear partial equations, evolution equations that describe the movement of a fluid-fluid interface. Ruyer-Quil and Manneville [13–15] derived several models of the film flows down an inclined plane by the numerical simulation. The results indicate that it allows to better capture the viscous effects which are dominant at small Reynolds numbers. Amaouche et al. [16] showed an accurate modeling of a wavy film flow down an inclined plane in the inertia-dominated regimes by using the weighted residual technique. It is shown that the model follows quite closely, for a suitable choice of α , the Orr-Sommerfeld equation for all Weber and Kapitza numbers, in linear stability analysis. Samanta [17] derived the wave solution of a viscous film flowing down on a vertical nonuniformly heated wall. The results indicate that supercritical unstable region increases, and the subcritical stable region decreases with the increase of Peclet number.

Emslie et al. [18] were the pioneers who analyzed a Newtonian liquid flowing on rotating disk. The flow is governed by a balance between the centrifugal force and the viscous resisting force. It was shown that the nonuniform distribution in the initial film profile tends to become uniform during spinning. This model has been widely employed in the subsequent investigations. Higgins [19] analyzed the flow of a Newtonian liquid placed on an impulsively started rotating disk. In this work, a uniform film thickness is assumed, and the method of matched asymptotic expansions is adopted. It is showed that for films that maintains a planar interface there exists a self-similar form for the velocity field that allows the radial dependence to be factored out of the Navier-Stokes equations and boundary conditions. Kitamura et al. [20] solved the unsteady thin liquid film flow of nonuniform thickness on a rotating disk by asymptotic methods.

In this paper the authors are interested in investigating the weakly nonlinear hydrodynamic stability of the thin Newtonian liquid flowing on a rotating circular disk. It is assumed that the disk radius is much larger than film thickness. Therefore, the peripheral effects are neglected by comparing with total film area [20]. It is focused that the effects of instability due to inertia and centrifugal forces were revealed in the region near the rotating axis. The influence of the rotating motion and the disk size effect on the equilibrium finite amplitude is studied and characterized mathematically. In an attempt to verify computational results and to illustrate the effectiveness of the proposed modeling approach, several numerical examples are also presented.

2. Mathematical Formulation

Consider a two-dimensional incompressible, viscous liquid film flowing on a rotating circular disk which rotates with constant velocity Ω^* (see Figure 1). The variable with a superscript “*” stands for a dimensional quantity. Here the cylindrical polar coordinate axes r^* , θ^* , and z^* are chosen as the radial direction, the circumferential direction, and the axial direction, respectively. All associated physical properties and the rate of film flow are assumed to be constant (i.e., time-invariant). Let u^* and w^* be the velocity components in the radial direction r^* and the axial direction z^* . The governing equations of motion are

$$\begin{aligned} \frac{1}{r^*} \frac{\partial(r^* u^*)}{\partial r^*} + \frac{\partial w^*}{\partial z^*} &= 0, \\ \frac{\partial u^*}{\partial t^*} + u^* \frac{\partial u^*}{\partial r^*} + w^* \frac{\partial u^*}{\partial z^*} - \frac{v^{*2}}{r^*} &= -\frac{1}{\rho} \frac{\partial p^*}{\partial r^*} + \frac{\mu}{\rho} \left(\frac{1}{r^*} \frac{\partial}{\partial r^*} \left(r^* \frac{\partial u^*}{\partial r^*} \right) - \frac{u^*}{r^{*2}} + \frac{\partial^2 u^*}{\partial z^{*2}} \right), \\ \frac{\partial w^*}{\partial t^*} + u^* \frac{\partial w^*}{\partial r^*} + w^* \frac{\partial w^*}{\partial z^*} &= -\frac{1}{\rho} \frac{\partial p^*}{\partial z^*} - g + \frac{\mu}{\rho} \left(\frac{1}{r^*} \frac{\partial}{\partial r^*} \left(r^* \frac{\partial w^*}{\partial r^*} \right) + \frac{\partial^2 w^*}{\partial z^{*2}} \right), \end{aligned} \quad (2.1)$$

where v^* is the tangential velocity, ρ is the constant fluid density, p^* is the fluid pressure, g is the acceleration due to gravity, and μ is the fluid dynamic viscosity. On the disk surface $z^* = 0$, the no-slip boundary conditions for the velocity fields are

$$\begin{aligned} u^* &= 0, \\ w^* &= 0. \end{aligned} \quad (2.2)$$

On the free surface $z^* = h^*$, the boundary condition approximated by the vanishing of shear stress is expressed as

$$\left(\frac{\partial u^*}{\partial z^*} + \frac{\partial w^*}{\partial r^*} \right) \left(1 - \left(\frac{\partial h^*}{\partial r^*} \right)^2 \right) - 2^* \left(\frac{\partial u^*}{\partial r^*} - \frac{\partial w^*}{\partial z^*} \right) \left(\frac{\partial h^*}{\partial r^*} \right) = 0. \quad (2.3)$$

The normal stress condition obtained by solving the balance equation in the direction normal to the free surface is given as

$$p^* + 2\mu \left(1 + \left(\frac{\partial h^*}{\partial r^*} \right)^2 \right)^{-1} \left[\frac{\partial h^*}{\partial r^*} \left(\frac{\partial u^*}{\partial z^*} + \frac{\partial w^*}{\partial r^*} \right) - \frac{\partial w^*}{\partial z^*} - \frac{\partial u^*}{\partial r^*} \left(\frac{\partial h^*}{\partial r^*} \right)^2 \right] + S^* \frac{\partial^2 h^*}{\partial r^{*2}} \left[1 + \left(\frac{\partial h^*}{\partial r^*} \right)^2 \right]^{-3/2} = p_a^* \quad (2.4)$$

where h^* is the local film thickness, S^* is surface tension, and p_a^* is the atmosphere pressure. The kinematic condition that the flow does not travel across a free surface can be given as

$$\frac{\partial h^*}{\partial t^*} + \frac{\partial h^*}{\partial r^*} u^* - w^* = 0. \quad (2.5)$$

By introducing a stream function φ^* , the dimensional velocity components can be expressed as

$$u^* = \frac{1}{r^*} \frac{\partial \varphi^*}{\partial z^*}, \quad w^* = -\frac{1}{r^*} \frac{\partial \varphi^*}{\partial r^*}. \quad (2.6)$$

Now the following variables are used to form the dimensionless governing equations and boundary conditions:

$$z = \frac{z^*}{h_0^*}, \quad r = \frac{\alpha r^*}{h_0^*}, \quad t = \frac{\alpha t^* u_0^*}{h_0^*}, \quad h = \frac{h^*}{h_0^*}, \quad \varphi = \frac{\alpha \varphi^*}{u_0^* h_0^{*2}}, \quad p = \frac{p^* - p_a^*}{\rho u_0^{*2}}, \quad (2.7)$$

$$\text{Re} = \frac{u_0^* h_0^*}{\nu}, \quad \text{Fr} = \frac{g h_0^*}{u_0^{*2}}, \quad S = \frac{S^*}{\rho u_0^{*2} h_0^*}, \quad \alpha = \frac{2\pi h_0^*}{\lambda},$$

where h_0^* , α , u_0^* , Re , ν , Fr , and λ are the average film thickness, perturbed wavelength, scale of velocity, Reynolds number, the kinematic viscosity, Froude number, and dimensionless wavenumber, respectively. For simplification, it is assumed that Newtonian liquid film is very thin ($h^* \ll r^*$). In consequence, it is reasonable to assume that the tangential velocity is constant throughout the radial direction in the thin film, that is, $v^* = r^* \Omega^*$. In order to investigate the effect of angular velocity, Ω^* , on the stability of the flow field, the dimensionless rotation number is introduced as follows:

$$\text{Ro} = \frac{\Omega^* h_0^*}{u_0^*}. \quad (2.8)$$

In terms of these nondimensional variables, the equations of motion become

$$r^{-1} \varphi_{zzz} = -\text{Re} r \text{Ro}^2 + \alpha \text{Re} (p_r + r^{-1} \varphi_{tz} + r^{-2} \varphi_z \varphi_{rz} - r^{-3} \varphi_z^2 - r^{-2} \varphi_r \varphi_{zz}) + O(\alpha^2), \quad (2.9)$$

$$p_z = -\text{Fr} + \alpha (-\text{Re}^{-1} r^{-1} \varphi_{rzz}) + O(\alpha^2).$$

Using the nondimensional variables, the boundary conditions at the surface of disk $z = 0$ are reduced to

$$\varphi = \varphi_r = \varphi_z = 0. \quad (2.10)$$

And the boundary conditions at the free surface of disk $z = h$ become

$$r^{-1}\varphi_{zz} = \alpha^2 [r^{-1}\varphi_{rr} - r^{-2}\varphi_r + 2h_r(1 - \alpha^2 h_r^2)^{-1}(2r^{-1}\varphi_{rz} - r^{-2}\varphi_z)], \quad (2.11)$$

$$p = -S\alpha^2 h_{rr}(1 + \alpha^2 h_r^2)^{-3/2} + \alpha [-2\text{Re}^{-1}(1 + \alpha^2 h_r^2)^{-1}(r^{-1}\varphi_{rz} + r^{-1}\varphi_{zz}h_r)] + O(\alpha^2), \quad (2.12)$$

$$h_t + r^{-1}h_r\varphi_z + r^{-1}\varphi_r = 0. \quad (2.13)$$

Hence the term $\alpha^2 S$ can be treated as a quantity of zeroth order [21]. Since the modes of long-wavelength that give the smallest wave number are most likely to induce flow instability for the film flow, this can be done by expanding the stream function and flow pressure in terms of some small wave number ($\alpha \ll 1$) as

$$\varphi = \varphi_0 + \alpha\varphi_1 + O(\alpha^2), \quad (2.14)$$

$$p = p_0 + \alpha p_1 + O(\alpha^2).$$

Following procedure described in [6], the complicated nonlinear system of (2.9) and boundary conditions (2.10)–(2.13) is reduced to a single nonlinear evolution equation for the film thickness $h(r, t)$. After inserting the above two equations into the system of equations and boundary conditions, the zeroth order (α^0) terms in the governing equations can be expressed as

$$r^{-1}\varphi_{0zz} = -\text{Re} \cdot r \cdot \text{Ro}^2, \quad (2.15)$$

$$p_{0z} = -\text{Fr}.$$

The boundary conditions associated with the equations of zeroth order are given as

$$z = 0,$$

$$\varphi_0 = \varphi_{0z} = 0,$$

$$z = h, \quad (2.16)$$

$$r^{-1}\varphi_{0zz} = 0,$$

$$p_0 = -\alpha^2 S h_{rr}.$$

The solutions of the zeroth-order equations are

$$\begin{aligned}\varphi_0 &= \frac{1}{6}r^2 \cdot \text{Re} \cdot \text{Ro}^2(3h - z)z^2, \\ p_0 &= \text{Fr}(h - z) - S\alpha^2 h_{rr}.\end{aligned}\tag{2.17}$$

After considering all terms of first order (α^1) from the system of equations and boundary conditions, the first-order equations can be achieved as

$$\begin{aligned}r^{-1}\varphi_{1zzz} &= \text{Re}(p_{0r} + r^{-1}\varphi_{0tz} + r^{-2}\varphi_{0z}\varphi_{0rz} - r^{-3}\varphi_{0z}^2 - r^{-2}\varphi_{0r}\varphi_{0zz}), \\ p_{1z} &= -\text{Re}^{-1}r^{-1}\varphi_{0rzz},\end{aligned}\tag{2.18}$$

and boundary conditions can be achieved as

$$\begin{aligned}z &= 0, \\ \varphi_1 &= \varphi_{1z} = 0, \\ z &= h, \\ r^{-1}\varphi_{1zz} &= 0, \\ p_1 &= -2\text{Re}^{-1}(r^{-1}\varphi_{0rz} + r^{-1}\varphi_{0zz}h_r).\end{aligned}\tag{2.19}$$

The solutions of the first-order equations are given as

$$\begin{aligned}\varphi_1 &= -\frac{1}{6}r \cdot \text{Re} \cdot z^2(z - 3h)(r\text{Ro}^2 - \text{Fr} \cdot h_r + \alpha^2 S h_{rrr}), \\ p_1 &= \text{Ro}^2(3z^2 - 6z \cdot h + h^2 - r(z + h))h_r.\end{aligned}\tag{2.20}$$

By substituting the solutions of the zeroth-order and first-order equations into the dimensionless-free surface kinematic equation of (2.13), the nonlinear evolution equation is derived and expressed as

$$h_t + A(h)h_r + B(h)h_{rr} + C(h)h_{rrr} + D(h)h_{rrrr} + E(h)h_r^2 + F(h)h_r h_{rr} = 0,\tag{2.21}$$

where

$$\begin{aligned}
 A(h) &= \frac{h^2 \cdot \text{Re}(-60\text{Fr} \cdot h \cdot \alpha + r^2 \cdot \text{Ro}^2(180 + 136h^4 \cdot \text{Re}^2 \cdot \text{Ro}^2 \cdot \alpha + 73h^5 \cdot \text{Re}^2 \cdot \text{Ro}^2 \cdot \alpha))}{180r}, \\
 B(h) &= \frac{1}{15}(-5\text{Fr} \cdot h^3 \cdot \text{Re} \cdot \alpha + 2h^6 \cdot r^2 \cdot \text{Re}^3 \cdot \text{Ro}^4 \cdot \alpha), \\
 C(h) &= \frac{1}{3} \cdot \text{Re} \cdot S \cdot \frac{\alpha^3}{r} \cdot h^3, \\
 D(h) &= \frac{1}{3} \cdot \text{Re} \cdot S \cdot \alpha^3 \cdot h^3, \\
 E(h) &= -\text{Re} \cdot \text{Fr} \cdot \alpha \cdot h^2 + \frac{4}{5}h^5 \cdot r^2 \cdot \text{Re}^3 \cdot \text{Ro}^4 \cdot \alpha, \\
 F(h) &= \text{Re} \cdot S \cdot \alpha^3 \cdot h^2.
 \end{aligned} \tag{2.22}$$

3. Stability Analysis

The dimensionless film thickness when expressed in perturbed state can be given as

$$h(r, t) = 1 + \eta(r, t), \tag{3.1}$$

where η is a perturbed quantity to the stationary film thickness. Substituting the value of $h(r, t)$ into the evolution equation (2.21) and all terms up to the order of η^3 are collected, the evolution equation of η becomes

$$\begin{aligned}
 &\eta_t + A\eta_r + B\eta_{rr} + C\eta_{rrr} + D\eta_{rrrr} + E\eta_r^2 + F\eta_r\eta_{rr} \\
 &= \left(A'\eta + \frac{A''}{2}\eta^2\right)\eta_r + \left(B'\eta + \frac{B''}{2}\eta^2\right)\eta_{rr} + \left(C'\eta + \frac{C''}{2}\eta^2\right)\eta_{rrr} + \left(D'\eta + \frac{D''}{2}\eta^2\right)\eta_{rrrr} \\
 &\quad + (E + E'\eta)\eta_r^2 + (F + F'\eta)\eta_r\eta_{rr} + O(\eta^4),
 \end{aligned} \tag{3.2}$$

where the values of A, B, C, D, E, F , and their derivatives are all evaluated at the dimensionless height of the film $h = 1$.

3.1. Linear Stability Analysis

As the nonlinear terms of (3.2) are neglected, the linearized equation is given as

$$\eta_t + A\eta_r + B\eta_{rr} + C\eta_{rrr} + D\eta_{rrrr} = 0. \tag{3.3}$$

In order to use the normal mode analysis, we assume that

$$\eta = a \exp[i(r - dt)] + \text{c.c.}, \quad (3.4)$$

where a is the perturbation amplitude, and c.c. is the complex conjugate counterpart. The complex wave celerity, d , is given as

$$d = d_r + id_i = (A - C) + i(B - D), \quad (3.5)$$

where d_r and d_i are regarded as the linear wave speed and linear growth rate of the disturbance, respectively. The solution of the disturbance about $h(r, t) = 1$ is asymptotically stable or unstable according to $d_i < 0$ or $d_i > 0$. This is equivalent to the inequality of $B < D$ or $B > D$.

3.2. Weakly Nonlinear Stability Analysis

Nonlinear effects, when they are weak enough, do not fundamentally alter the nature of the motion. A weakly nonlinear solution can still be usefully expressed as a superposition of plane waves, but the amplitudes of these waves do not remain constant; they are modulated by nonlinear interactions. In order to characterize the weakly nonlinear behaviors of thin film flows, the method of multiple scales [22] is employed here, and the resulting Ginburg-Landau equation [23] can be derived as

$$\frac{\partial a}{\partial t_2} + D_1 \frac{\partial^2 a}{\partial r_1^2} - \varepsilon^{-2} d_i a + (E_1 + iF_1) a^2 \bar{a} = 0, \quad (3.6)$$

where

$$\begin{aligned} D_1 &= [(B - 6D) + i(3C)], \\ E_1 &= (-5B' + 17D' + 4E - 10F)e_r - (A' - 7C')e_i + \left(-\frac{3}{2}B'' + \frac{3}{2}D'' + E' - F'\right), \\ F_1 &= (-5B' + 17D' + 4E - 10F)e_i + (A' - 7C')e_r + \frac{1}{2}(A'' - C''), \\ e &= e_r + ie_i = \frac{(B' - D' + E - F)(16D - 4B) + 6C(A' - C')}{(16D - 4B)^2 + 36C^2} \\ &\quad + i \frac{6C(B' - D' + E - F) - (A' - C')(16D - 4B)}{(16D - 4B)^2 + 36C^2}. \end{aligned} \quad (3.7)$$

Equation (3.6) can be used to investigate the weak nonlinear behavior of the fluid film flow. In order to solve for (3.6), solution is taken for a filtered wave in which spatial modulation does not exist. So for a filtered wave a can be given as

$$a = a_0 \exp[-ib(t_2)t_2]. \quad (3.8)$$

Table 1: Various states of Landau equation.

Linearly stable (subcritical region) $d_i < 0$	Subcritical instability $E_1 < 0$	$\varepsilon a_0 < \left(\frac{d_i}{E_1}\right)^{1/2}$	$a_0 \rightarrow 0$	Conditional stability
		$\varepsilon a_0 > \left(\frac{d_i}{E_1}\right)^{1/2}$	$a_0 \uparrow$	Subcritical explosive state
	Subcritical (absolute) stability $E_1 > 0$		$a_0 \rightarrow 0$	
Linearly unstable (supercritical region) $d_i > 0$	Supercritical explosive state $E_1 < 0$		$a_0 \uparrow$	
	Supercritical stability $E_1 > 0$		$\varepsilon a_0 \rightarrow \left(\frac{d_i}{E_1}\right)^{1/2}$ $N_{C_r} \rightarrow d_r + d_i \left(\frac{F_1}{E_1}\right)$	

After substituting (3.8) into (3.6), one can obtain

$$\frac{\partial a_0}{\partial t_2} = (\varepsilon^{-2} d_i - E_1 a_0^2) a_0, \quad (3.9)$$

$$\frac{\partial [b(t_2) t_2]}{\partial t_2} = F_1 a_0^2. \quad (3.10)$$

The threshold amplitude εa_0 in the supercritical stable region is given as

$$\varepsilon a_0 = \sqrt{\frac{d_i}{E_1}}, \quad (3.11)$$

and the nonlinear wave speed N_{C_r} is given as

$$N_{C_r} = d_r + d_i \left(\frac{F_1}{E_1}\right). \quad (3.12)$$

The detail derivation of the earlier mentioned equations can refer to Cheng and Lai [24]. If $E_1 = 0$, (3.9) is reduced to a linear equation. The second term on the right-hand side of (3.9) is due to the nonlinearity and may moderate or accelerate the exponential growth of the linear disturbance according to the signs of d_i and E_1 . Equation (3.10) is used to modify the perturbed wave speed caused by infinitesimal disturbances appearing in the nonlinear system. The condition for the film flow to present the behavior of subcritical instability in the linearly stable region ($d_i < 0$) is given as $E_1 < 0$, and the threshold amplitude of the wave is given as εa_0 . The subcritical stable region can only be found as $E_1 > 0$. The neutral stability curve can only be derived and plotted for the condition of $E_1 = 0$. On the basis of earlier mentioned discussion, it is obvious that the Ginzburg-Landau equation can be used to characterize various flow states. The Landau equation can be summarized and presented in Table 1.

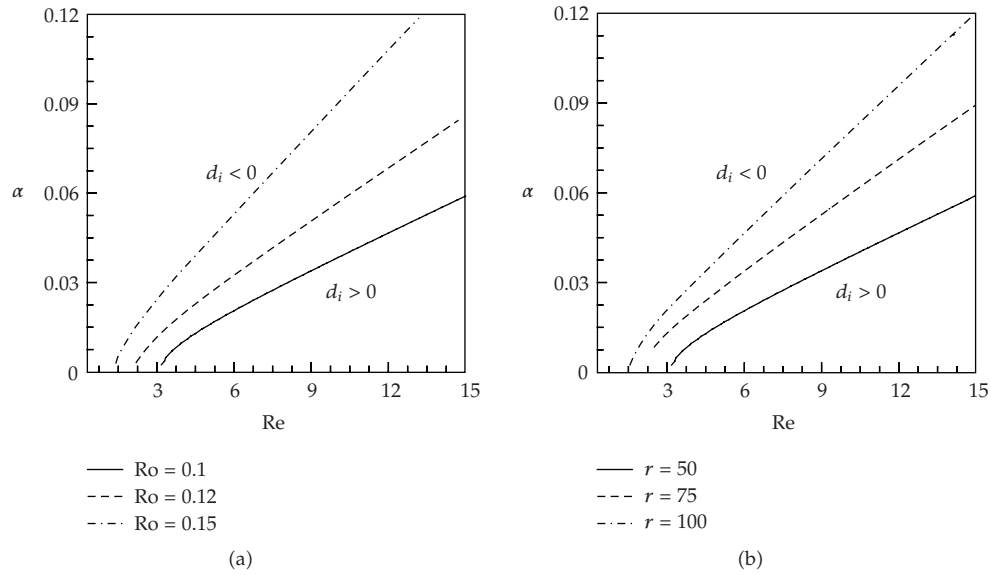


Figure 2: (a) Linear neutral stability curves for three different Ro values at $r = 50$. (b) Linear neutral stability curves for three different r values at $Ro = 0.1$.

4. Numerical Examples

Based on modeling results, the condition for the stability behaviors of a thin film flow can be expressed as a function of Reynolds number, Re , rotation number, Ro , dimensionless perturbation wave number, α , and dimensionless radius of disk, r , respectively. In order to study the effects of dimensionless radius and rotation number on the stability of a thin flow, we select randomly but within specified ranges physical parameters for numerical experiment. Physical parameters that are selected for study include (1) Reynolds numbers ranging from 0 to 15, (2) the dimensionless perturbation wave numbers ranging from 0 to 0.12, (3) rotation number including 0.1, 0.12, and 0.15, and (4) the values of dimensionless radius including 50, 75, and 100. The ranges for these above parameters are based on published reasonable ranges for these parameters [25]. Other of our parameters are treated as constants for all numerical computations since we are considering practical spin coating systems in which these variables are not expected to undergo significant variation. In practice, the parameter S is a large value. Further, for simplification analysis, Re and Fr are taken to be of the same order ($O(1)$) [21, 25, 26], so the values of some dimensionless parameters are taken as, a constant dimensionless surface tension $S = 6173.5$ and $Fr = 9.8$.

4.1. Linear Stability Analysis

The neutral stability curve is obtained by substituting $d_i = 0$ from (3.5). The α - Re plane is divided into two different characteristic regions by the neutral stability curve. One is the linearly stable region where small disturbances decay with time, and the other is the linearly unstable region where small perturbations grow as time increases. Figure 2(a) shows that the stable region decreases and unstable region increases with an increase of the rotation number. Figure 2(b) shows that the stable region decreases and unstable region increases with

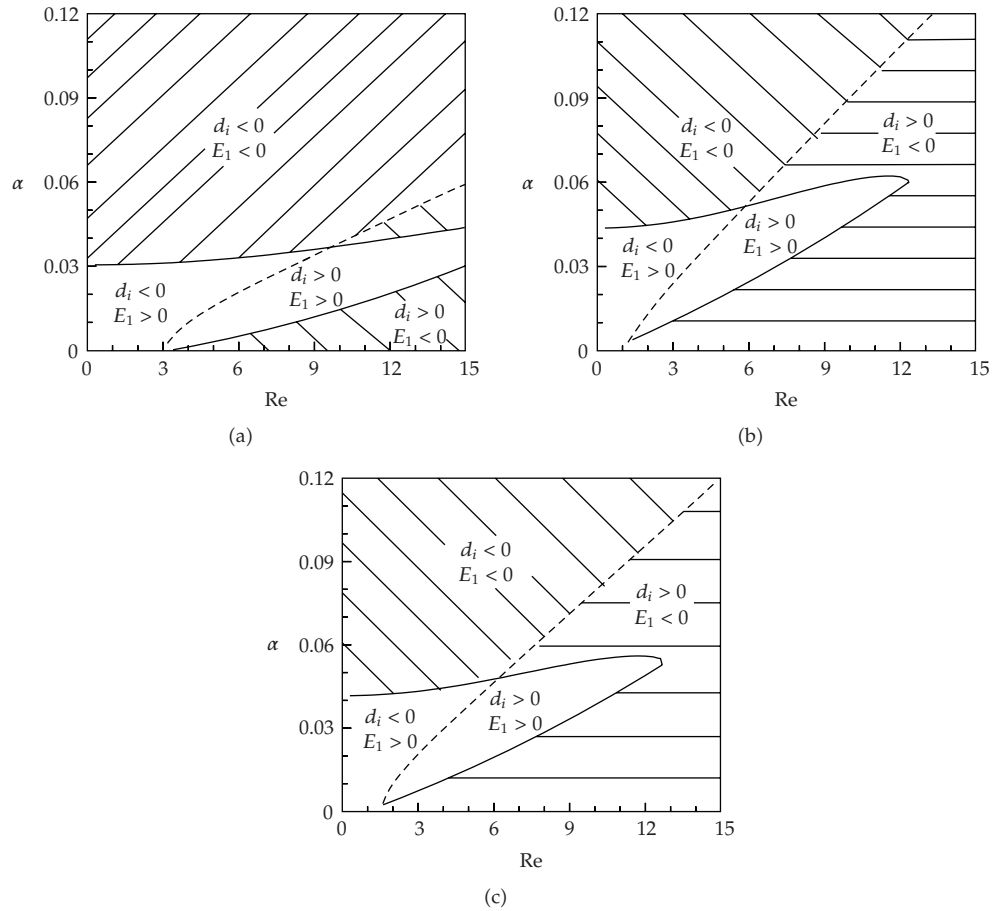


Figure 3: (a) Neutral stability curves of Newtonian film flows for $Ro = 0.1$ and $r = 50$. (b) Neutral stability curves of Newtonian film flows for $Ro = 0.15$ and $r = 50$. (c) Neutral stability curves of Newtonian film flows for $Ro = 0.1$ and $r = 100$.

an increase of the radius of circular disk. Hence one can say that in linear stability analysis rotation number and the radius of circular disk give the same destabilizing effects.

4.2. Weakly Nonlinear Stability Analysis

The main purpose of the nonlinear stability analysis is to study the weakly nonlinear analysis of the evolution equation. Figures 3(a) to 3(c) indicates that the area of shaded subcritical instability region and subcritical stability region decreases, and the area of shaded supercritical instability region increases with an increase of rotation number or the radius of circular disk. Also, from these figures, it is interesting to find, in high Reynolds regime, that the area of supercritical stability region decreases with an increase of rotation number or an increase of circular disk radius. It is found that the rotation number and the radius of circular disk not only play the significant roles in destabilizing the flow in the linear stability analysis but also decrease the ranges of supercritical stability region at large Reynolds number in

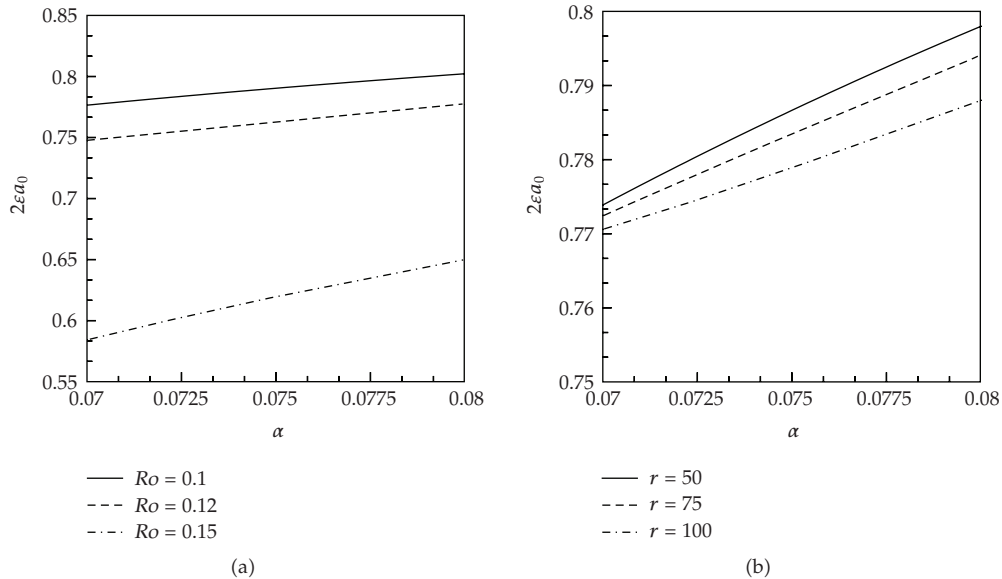


Figure 4: (a) Threshold amplitude in subcritical instability region for three different Ro values at $\text{Re} = 6$ and $r = 50$. (b) Threshold amplitude in subcritical instability region for three different r values at $\text{Re} = 6$ and $Ro = 0.1$.

the weakly nonlinear stability analysis. The reason for this phenomenon is the existence of the centrifugal force term, which is a radius-related force in the governing equation. As the size of radius and Reynolds number gradually increased, the centrifugal force is enhanced significantly. Due to inertia forces, that may accelerate the growth of the linear disturbance, the trend of instability for the flow with larger radius and larger Reynolds number is higher than those with smaller ones.

Figure 4(a) shows the threshold amplitude in subcritical instability region for various wave numbers with different Ro values at $\text{Re} = 6$ and $r = 50$. The results indicate that the threshold amplitude ϵa_0 becomes smaller as the value of rotation number increases. Figure 4(b) shows the threshold amplitude in subcritical instability region for various wave numbers with different r values at $\text{Re} = 6$ and $Ro = 0.1$. The results indicate that the threshold amplitude ϵa_0 becomes smaller as the value of the radius increases. In such situations, the film flow which holds the higher threshold amplitude value will become more stable than that which holds smaller one. If the initial finite amplitude disturbance is less than the threshold amplitude, the system will become conditionally stable.

Figure 5(a) shows the threshold amplitude in the supercritical stability region for various wave numbers with different Ro values at $\text{Re} = 6$ and $r = 50$. Figure 5(b) shows the threshold amplitude in the supercritical stability region for various wave numbers with different r values at $\text{Re} = 6$ and $Ro = 0.1$. It is found that the decrease of rotation number or the radius of circular disk will lower the threshold amplitude, and the flow will become relatively more stable.

The wave speed of (3.5) predicted by using the linear theory is a constant value for all wave number and rotation number. However, the wave speed of (3.12) predicted by using nonlinear theory is no longer a constant. It is actually a function of wave number, Reynolds number, rotation number, and the radius of disk. Figure 6(a) shows the nonlinear wave speed

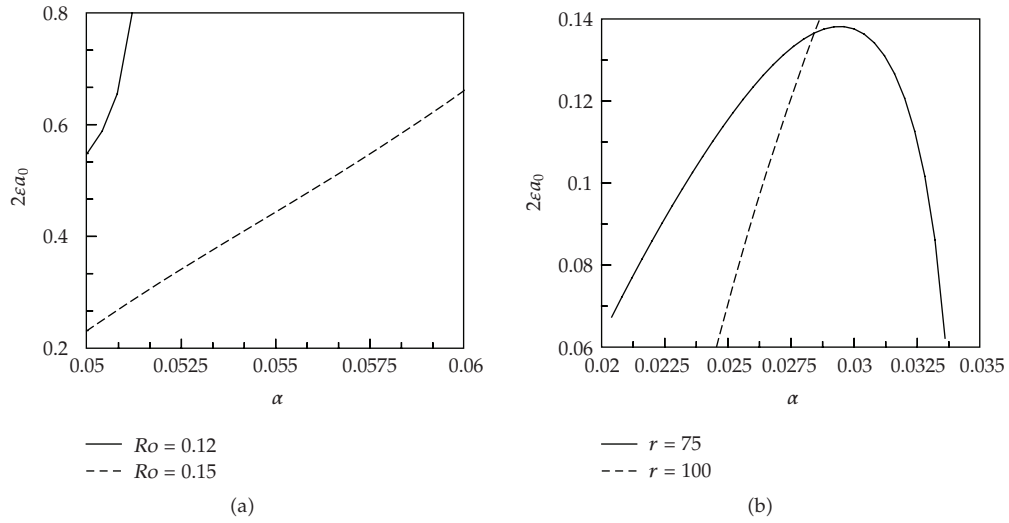


Figure 5: (a) Threshold amplitude in supercritical stability region for two different Ro values at $Re = 6$ and $r = 50$. (b) Threshold amplitude in supercritical stability region for two different r values at $Re = 6$ and $Ro = 0.1$.

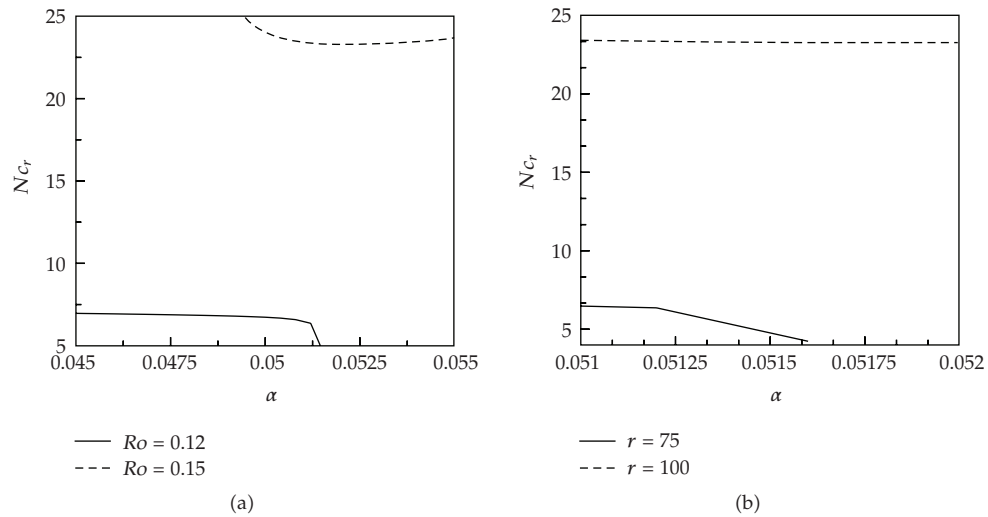


Figure 6: (a) Nonlinear wave speed in supercritical stability region for two different Ro values at $Re = 6$ and $r = 50$. (b) Nonlinear wave speed in supercritical stability region for two different r values at $Re = 6$ and $Ro = 0.1$.

in the supercritical region for various perturbed wave numbers and different Ro values at $Re = 6$ and $r = 50$. Figure 6(b) shows the nonlinear wave speed in the supercritical stable region for various perturbed wave numbers and different r values at $Re = 6$ and $Ro = 0.1$. It is found that the nonlinear wave speed increases as the value of rotation number or the radius of circular disk increases.

5. Concluding Remarks

The stability of thin Newtonian fluid flowing on a rotating circular disk is thoroughly investigated by using the method of long-wave perturbation. Based on the results of numerical modeling, several conclusions are given as follows.

- (1) In the linear stability analysis, the rotation number and the radius of circular disk give the same destabilizing effects in the thin film flow. Because of the different order effects, an increase of rotation number is more rapidly unstable than an increase the radius of circular disk.
- (2) In the weakly linear stability analysis, it is noted that the area of shaded subcritical instability region and subcritical stability region decreases, and the area of shaded supercritical instability region increases with an increase of rotation number or the radius of circular disk. It is also noted that the threshold amplitude in the subcritical instability region decreases as the value of rotation number or the radius of circular disk increases. If the initial finite amplitude disturbance is less than the threshold amplitude, the system will become conditionally stable.
- (3) Due to inertia forces, that may accelerate the growth of the linear disturbance, the trend of instability for the flow with larger radius and larger Reynolds number is higher than that with smaller ones. In weakly nonlinear stability analysis, we also find that high Reynolds number will shrink the area of supercritical stability region. In other words, high Reynolds number plays a detrimental role to the rotating coating process described in this paper.

References

- [1] Y.-K. Yang and T.-C. Chang, "Experimental analysis and optimization of a photo resist coating process for photolithography in wafer fabrication," *Microelectronics Journal*, vol. 37, no. 8, pp. 746–751, 2006.
- [2] Y.-K. Kuo and C.-G. Chao, "Control ability of spin coating planarization of resist film and optimal control of developers," *Microelectronics Journal*, vol. 37, no. 8, pp. 759–764, 2006.
- [3] C. C. Lin, *The Theory of Hydrodynamic Stability*, Cambridge University Press, Cambridge, UK, 1955.
- [4] S. Chandrasekhar, *Hydrodynamic and Hydromagnetic Stability*, Oxford University Press, New York, NY, USA, 1961.
- [5] P. L. Kapitza, "Wave flow of thin viscous liquid films," *Zhurnal Eksperimental'noi i Teoreticheskoi Fiziki*, vol. 18, pp. 3–28, 1949.
- [6] D. J. Benney, "Long waves on liquid film," *Journal of Mathematical Physics*, vol. 45, pp. 150–155, 1966.
- [7] L. D. Landau, "On the problem of turbulence," *Comptes Rendus de l'Académie des Sciences*, vol. 44, pp. 311–314, 1944.
- [8] C.-S. Yih, "Stability of liquid flow down an inclined plane," *Physics of Fluids*, vol. 6, no. 3, pp. 321–334, 1963.
- [9] J. T. Stuart, "On the role of Reynolds stresses in stability theory," *Journal of Aerospace Sciences*, vol. 23, pp. 86–88, 1956.
- [10] A. Pumir, P. Manneville, and Y. Pomeau, "On solitary waves running down an inclined plane," *Journal of Fluid Mechanics*, vol. 135, pp. 27–50, 1983.
- [11] C.-C. Hwang and C.-I. Weng, "Finite-amplitude stability analysis of liquid films down a vertical wall with and without interfacial phase change," *International Journal of Multiphase Flow*, vol. 13, no. 6, pp. 803–814, 1987.
- [12] R. W. Atherton and G. M. Homsy, "On the derivation of evolution equations for interfacial waves," *Chemical Engineering Communications*, vol. 2, no. 2, pp. 57–77, 1976.
- [13] C. Ruyer-Quil and P. Manneville, "Modeling film flows down inclined planes," *The European Physical Journal B*, vol. 6, no. 2, pp. 277–292, 1998.

- [14] C. Ruyer-Quil and P. Manneville, "Improved modeling of flows down inclined planes," *The European Physical Journal B*, vol. 15, no. 2, pp. 357–369, 2000.
- [15] C. Ruyer-Quil and P. Manneville, "Further accuracy and convergence results on the modeling of flows down inclined planes by weighted-residual approximations," *Physics of Fluids*, vol. 14, no. 1, pp. 170–183, 2002.
- [16] M. Amaouche, N. Mehidi, and N. Amatousse, "An accurate modeling of thin film flows down an incline for inertia dominated regimes," *European Journal of Mechanics, B/Fluids*, vol. 24, no. 1, pp. 49–70, 2005.
- [17] A. Samanta, "Stability of liquid film falling down a vertical non-uniformly heated wall," *Physica D*, vol. 237, no. 20, pp. 2587–2598, 2008.
- [18] A. G. Emslie, F. T. Bonner, and L. G. Peck, "Flow of a viscous liquid on a rotating disk," *Journal of Applied Physics*, vol. 29, no. 5, pp. 858–862, 1958.
- [19] B. G. Higgins, "Film flow on a rotating disk," *Physics of Fluids*, vol. 29, no. 11, pp. 3522–3529, 1986.
- [20] A. Kitamura, E. Hasegawa, and M. Yoshizawa, "Asymptotic analysis of the formation of thin liquid film in spin coating," *Fluid Dynamics Research*, vol. 30, no. 2, pp. 107–125, 2002.
- [21] J. S. Lin and C. I. Weng, "Linear stability analysis of condensate film flow down a vertical cylinder," *Chemical Engineering Communications*, vol. 57, no. 1–6, pp. 263–276, 1987.
- [22] M. V. G. Krishna and S. P. Lin, "Nonlinear stability of a viscous film with respect to three-dimensional side-band disturbances," *Physics of Fluids*, vol. 20, no. 7, pp. 1039–1044, 1977.
- [23] V. L. Ginzburg and L. D. Landau, "Theory of superconductivity," *Journal for Experimental and Theoretical Physics*, vol. 20, pp. 1064–1082, 1950.
- [24] P.-J. Cheng and H.-Y. Lai, "Nonlinear stability analysis of thin film flow from a liquid jet impinging on a circular concentric disk," *Journal of Mechanics*, vol. 22, no. 2, pp. 115–124, 2006.
- [25] C.-I. Chen, "Non-linear stability characterization of the thin micropolar liquid film flowing down the inner surface of a rotating vertical cylinder," *Communications in Nonlinear Science and Numerical Simulation*, vol. 12, no. 5, pp. 760–775, 2007.
- [26] C.-I. Hung, C.-K. Chen, and J.-S. Tsai, "Weakly nonlinear stability analysis of condensate film flow down a vertical cylinder," *International Journal of Heat and Mass Transfer*, vol. 39, no. 13, pp. 2821–2829, 1996.



Hindawi

Submit your manuscripts at
<http://www.hindawi.com>

