

Implementation of CAVENET and its usage for performance evaluation of AODV, OLSR and DYMO protocols in vehicular networks

Evjola Spaho^{a,*}, Leonard Barolli^b, Gjergji Mino^a, Fatos Xhafa^c, Vladi Kolic^d and Rozeta Miho^d

^a*Graduate School of Engineering, Fukuoka Institute of Technology (FIT), 3-30-1 Wajiro-Higashi, Higashi-Ku, Fukuoka 811-0295, Japan*

^b*Department of Information and Communication Engineering, Fukuoka Institute of Technology (FIT), 3-30-1 Wajiro-Higashi, Higashi-Ku, Fukuoka 811-0295, Japan*

^c*Department of Languages and Informatics Systems, Polytechnic University of Catalonia, Jordi Girona 1-3, 08034 Barcelona, Spain*

^d*Department of Electronic and Telecommunication, Polytechnic University of Tirana, Mother Teresa Square, Nr.4, Tirana, Albania*

Abstract. Vehicle Ad-hoc Network (VANET) is a kind of Mobile Ad-hoc Network (MANET) that establishes wireless connection between cars. In VANETs and MANETs, the topology of the network changes very often, therefore implementation of efficient routing protocols is very important problem. In MANETs, the Random Waypoint (RW) model is used as a simulation model for generating node mobility pattern. On the other hand, in VANETs, the mobility patterns of nodes is restricted along the roads, and is affected by the movement of neighbour nodes. In this paper, we present a simulation system for VANET called CAVENET (Cellular Automaton based VEHicular NETwork). In CAVENET, the mobility patterns of nodes are generated by an 1-dimensional cellular automata. We improved CAVENET and implemented some routing protocols. We investigated the performance of the implemented routing protocols by CAVENET. The simulation results have shown that DYMO protocol has better performance than AODV and OLSR protocols.

1. Introduction

During recent years, there has been an unprecedented growth in wireless networks. This can be attributed to high demand for wireless multimedia services such as data, voice, video, and the development of new wireless standards. There are lots of other driving factors that have led to the rapid and continuous change of the wireless networks worldwide. Mobility is a major driver for mobile networks because mobile users continue to demand access remotely anywhere and anytime. The ever growing need for mobile Internet access, interactive services, training, and entertainment; the need for a single standard for seamless roaming; interoperability across networks; and upward integration of earlier wireless network technologies are also driving factors for new developments in wireless networks. Other driving factors

*Corresponding author. E-mail: evjolaspaho@hotmail.com.

are improvements in RF performance that are attributable to improved antennas, reduction in sources of interference, and the ability to support multiple frequency bands. In recent years, wireless networks are continuing to attract attention for their potential use in several fields such as ad-hoc networks, sensor networks, mesh networks, and vehicular networks [5,9,13,14,17,18,25–27].

Vehicular communication is seen as a key technology for improving road safety and comfort through Intelligent Transportation Systems (ITS). There are many possible application of wireless technologies for vehicular environment [10].

Vehicular Ad Hoc Networks (VANETs) are an instance of ad-hoc networks, which are general-purpose distributed wireless networks interconnected without the need of any centralized infrastructure. VANETs are expected to be massively deployed in upcoming vehicles, because their use can improve the safety of driving and makes new forms of inter-vehicle communications possible as well. Given a mobility model of vehicles, usually a simulator is used to test networking protocols. In this regard, we present a lightweight simulator which can be used to understand the properties of the mobility models of vehicular traffic and their impact on the performance of VANETs. We call this simulator Cellular Automaton based Vehicular NETWORK (CAVENET), because its mobility model is built upon a 1-dimensional Cellular Automaton (CA).

The CAVENET separates the problem of mobility model from that of the protocol evaluation, which is performed by means of a network simulator. The properties of the mobility model, e.g. the average transient time towards the stationary state, can be analysed independently of the protocol simulation. Eventually, the movement patterns generated by the mobility model can be mapped into a trace file format suitable for the network simulator.

The Random Waypoint (RW) model has been the earliest mobility model for ad-hoc networks. Basically, in RW every node picks up a random destination and a random velocity at certain points called waypoints. This model has been extended in a number of ways in order to take into account more realistic movements. The simulation of such models has shown the problem of velocity decay, which posed some doubts about the length of the simulation time and the duration of the transient. The problem has been solved by several authors, in particular by Le Boudec [16], who used Palm distributions, and Noble [28]. However, all mobility models considered so far are Short Range Dependent (SRD). This means that every mobile chooses its velocity independently by the others. In the case of VANETs, this assumption is clearly not valid anymore, especially in the case of highway traffic. We show this fact by means of basic simulations performed with CAVENET. For instance, we show that the traffic model strongly affects the statistical structure of the average velocity.

In the particular case of deterministic traffic models, the average velocity is SRD and the transient state depends on the density of the vehicles. In general, the mobility model of VANETs for the simulated variable of interest (e.g. the average velocity) can be Long Range Dependent (LRD) in some cases. This fact poses some problems on how long the simulation should be and how many samples from the starting time should be discarded.

In literature, vehicular mobility models are usually classified as either macroscopic or microscopic. The macroscopic description models gross quantities of interest, such as vehicular density or mean velocity, treating vehicular traffic according to fluid dynamics, while the microscopic description considers each vehicle as a distinct entity, modelling its behaviour in a more precise, but computationally more expensive way. Yet, a micro-macro approach may be seen more as a broad classification schema than a formal description of the models' functionalities in each class [10].

In this work, we consider the vehicular mobility model as a microscopic model. Our simulator is based on 1-dimensional CA model. The CA is a discrete time model of the vehicular traffic. The first

version of CAVENET had some problems. For this reason, we improved the CAVENET, by changing the movement pattern of the vehicles from the straight line to a circle. We also implemented three routing protocols for Ad Hoc networks: Optimized Link State Routing (OLSR) [3], Ad-hoc On-demand Distance Vector (AODV) [20], Dynamic MANET On Demand (DYMO) [4,22], and investigated their performance for VANETs.

The rest of the paper is structured as follows. In Section 2, we discuss the related work for VANETs. In Section 3, we present CAVENET structure and description. In Section 4, we discuss the simulation results. Finally, the conclusions and future work are presented in Section 5.

2. Related work

In general, a simulator should have the following properties.

1. It should be open source, in order to let other users criticize the validity of the model and the implementation.
2. The code should be clear, in order to let others performing the task in 1.
3. The structure should be modular, in order to analyse single pieces of the simulation process.

In the recent years, a lot of simulators for VANETs have been emerging [10]. For example, the IMPORTANT framework has been one of the first attempt to understand the dependence between vehicular traffic and communication performance [2,23]. The authors analyzed the impact of the node mobility on the duration of communication paths. However, the author implemented the code in C, which is difficult to debug and extend without the support of a detailed documentation. Moreover, it seems that their Freeway model is not as realistic as the model we study here.

In [8], the authors present a simulator written in Java, which can generate mobility traces in several formats. The details of the implementation are not open. There are also other powerful traffic simulators, like TranSim [24], which makes use of a cellular automaton for simulating the interaction of vehicles. Unfortunately, the code is not conceived for network protocols simulation, and the software is commercially licensed. Also, SUMO is another powerful traffic simulator, intended for traffic planning and road design optimization. There is an attempt to interface SUMO with ns-2 [21]. However, in our opinion, it is very expensive to understand the SUMO language and also unnecessary, because the communications engineer needs only a parsimonious model, easy to extend and/or modify.

There are many other works which consider the possibility of using ad-hoc and MANET protocols for VANET scenarios. A car taking part in a MANET scenario could establish connections using the public hotspots while driving in the city. Also, the deployment of access points along highways in the near future seems feasible. Thus, it is important to investigate the application of MANET routing protocols for VANETs [6,11,12]. In [6], the authors present only the way of generating the vehicle movement pattern. They did not evaluate the performance of routing protocols. While, in [11], the authors used the simulation in [12] and present the performance evaluation for AODV and OLSR protocols. However, they use the uniform distribution for the generation of the node movement.

3. CAVENET structure and description

The mobility model for VANETs should take into account the following parameters.

- The number of lanes and their directions

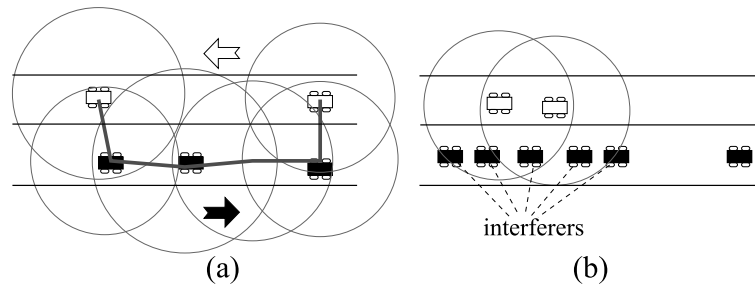


Fig. 1. Impact of multi-lanes: a) on the connectivity; b) on the interference.

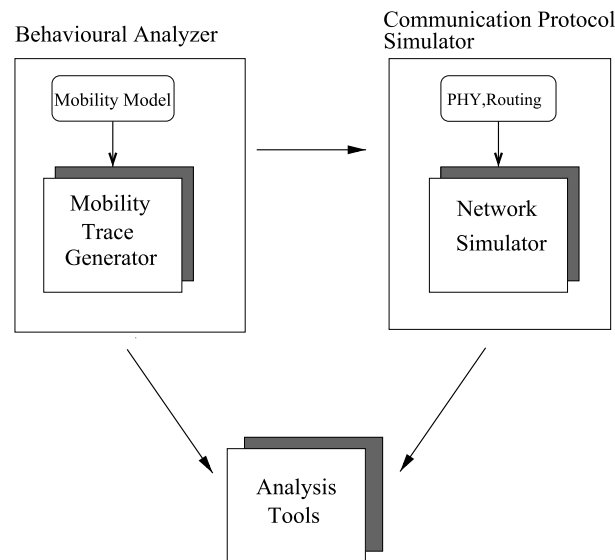


Fig. 2. Structure of CAVENET.

From the point of view of protocol operations, these parameters can affect the connectivity of the network. In particular, connectivity gaps on a lane can be filled by the presence of relay nodes on the other lanes, as shown in Fig. 1-a. On the other hand, the message penetration on a particular lane can be affected by the radio interference on the opposite lane, as in Fig. 1-b.

- The intersection of lanes

This parameter affect the traffic behaviour on the whole lane, because the crosspoint is the bottleneck for the lane.

Here, we take into account only the first parameter. With respect to the aforementioned properties, we propose to divide the simulator into two blocks, as shown in Fig. 2. The first one, which we call Behavioural Analyzer (BA) block, is concerned with the mobility model, and it should take into account the previous parameters in order to produce accurate mobility traces. The second one, which we name Communication Protocol Simulator (CPS), is the protocol simulator, and it is conceived to test the performance of communication protocols given a particular mobility trace. The BA block should be written in a high-level language, easy to understand and easy to extend. For the particular case of CAVENET, the matrix operations are needed. For this reason, we choose MATLAB. The BA block produces movement patterns which are formatted in a textual format compatible with the CPS's language.

Extending the BA block in order to export to other formats is straightforward. The CPS can be one of the many publicly available network simulators, as the well known ns-2 [15]. In principle, the two blocks could also be implemented in two separate machines, in order to speed up the simulation, as in [21].

3.1. Microscopic model

The core of our simulator is 1-dimensional CA model, which has been first studied by Nagel and Schreckenberg (NaS) [19] in a stochastic settings. The CA is a discrete time model of the vehicle traffic. It is governed by three simple rules. However, as for other CAs, these simple rules can well model and reproduce complex real systems. For this reason, the NaS model has gained a lot of attention during the last ten years.

The time is divided in discrete units Δt , so that $t_n = n\Delta t$. There are N vehicles. A lane k of the road at time $t_n, n \in \mathbb{N}$, is represented by a vector \mathbf{L}_n^k of L sites. The lane is assigned an $N \times 1$ velocity vector $\mathbf{v}_n^k = (v_{i,n}^k)_{i=1}^N$, where $v_{i,n} \in \mathbb{N}_{v_{\max}}$ is the velocity of the vehicle at time t_n and position i . If the i th site is occupied by a car, $L_{i,n} = v_{i,n}$. Otherwise, $L_{i,n} = -1$. We use the lane index only when it is explicitly required. Every cell or site of the lane has a length of s meters. By setting $v_{\max} = 135$ km/h and $\Delta t = 1$ s, we obtain $s = 7.5$ m. At every time step, the velocity v is changed according to the following rules.¹

Deterministic, $p = 0$ or $p = 1, \forall i$

- 1. $v_{i,n+1} = \min(v_{i,n} + 1, v_{\max})$
- 2. $v_{i,n+1} = \min(v_{i,n}, L_{i+1,n} - L_{i,n} - 1)$
- 3. $\mathbf{L}_{n+1} = \mathbf{L}_n + \mathbf{v}_{n+1}$

Stochastic

- 2'. $v_{n+1,i} = \max(0, v_{n,i} - 1)$, with probability p .

The vehicle density is $\rho = N/L$. This simple model can recreate the footprints of real traffic scenarios, such as the $1/f$ noise of the average velocity observed in real traffic. The dynamics of the systems are regulated by three important parameters, p, ρ and L . For example, if $p = 0$ the average velocity is SRD, otherwise the system present LRD.²

3.2. Improvement of CAVENET

In the first version of CAVENET, the vehicles were moving in a horizontal line. When a vehicle was at the end of line, in order to continue the simulation we shifted the vehicle at the beginning of line. But,

¹We assume parallel update only, i.e. the rules are applied in parallel to every vehicle on the lane.

²A stochastic process $\{X_n\}_{n=1}^{n=+\infty}$ is SRD if the autocorrelation is summable:

$$\sum_{k=1}^{+\infty} r(k) < +\infty,$$

where $r(k) = E[(X_n - \bar{X})(X_{n+1} - \bar{X})]/\sigma^2$. Otherwise, if $r(k)$ is not summable, the process is LRD. This means that very distant samples are not statistically independent, contrary to processes without memory, as the Poisson process which is an SRD process.

this caused a delay and the vehicles at the beginning and at the end of the line could not communicate with each other. For this reason, we improved the CAVENET, by changing the movement pattern of the vehicles from the straight line to a circle. We also implemented three routing protocols: OLSR, AODV, DYMO and investigated their performance for VANETs.

3.2.1. OLSR

The OLSR protocol is a pro-active routing protocol, which builds up a route for data transmission by maintaining a routing table inside every node of the network. The routing table is computed upon the knowledge of topology information, which is exchanged by means of Topology Control (TC) packets.

OLSR makes use of *HELLO* messages to find its one hop neighbours and its two hop neighbours through their responses. The sender can then select its Multi Point Relays (MPR) based on the one hop node which offer the best routes to the two hop nodes. By this way, the amount of control traffic can be reduced. Each node has also an MPR selector set which enumerates nodes that have selected it as an MPR node. OLSR uses TC messages along with MPR forwarding to disseminate neighbour information throughout the network. Host Network Address (HNA) messages are used by OLSR to disseminate network route advertisements in the same way TC messages advertise host routes.

OLSRv2 is currently being developed at IETF. It maintains many of the key features of the original protocol including MPR selection and dissemination. Key differences are the flexibility and modular design using shared components such as packet format packetbb and neighbourhood discovery protocol.

Recently *olsrd* has been equipped with the LQ extension, which is a shortest-path algorithm with the average of the packet error rate as metric. This metric is commonly called ETX, which is defined as $ETX(i) = 1/(NI(i) \times LQI(i))$. Given a sampling window W , $NI(i)$ is the packet arrival rate seen by a node on the i -th link during W . Similarly, $LQI(i)$ is the estimation of the packet arrival rate seen by the neighbour node which uses the i -th link. When the link has a low packet error rate, the ETX metric is higher.

3.2.2. AODV

The AODV is an improvement of DSDV to on-demand scheme. It minimize the broadcast packet by creating route only when needed. Every node in network maintains the route information table and participate in routing table exchange. When source node wants to send data to the destination node, it first initiates route discovery process. In this process, source node broadcasts Route Request (RREQ) packet to its neighbours. Neighbour nodes which receive RREQ forward the packet to its neighbour nodes. This process continues until RREQ reach to the destination or the node who know the path to destination.

When the intermediate nodes receive RREQ, they record in their tables the address of neighbours, thereby establishing a reverse path. When the node which knows the path to destination or destination node itself receive RREQ, it send back Route Reply (RREP) packet to source node. This RREP packet is transmitted by using reverse path. When the source node receives RREP packet, it can know the path to destination node and it stores the discovered path information in its route table. This is the end of route discovery process. Then, AODV performs route maintenance process. In route maintenance process, each node periodically transmits a Hello message to detect link breakage.

3.2.3. DYMO

DYMO is a new reactive (on demand) routing protocol, which is currently developed in the scope of the IETF's MANET working group. DYMO builds upon experience with previous approaches to reactive routing, especially with the routing protocol AODV. It aims at a somewhat simpler design, helping to

reduce the system requirements of participating nodes, and simplifying the protocol implementation. DYMO retains proven mechanisms of previously explored routing protocols like the use of sequence numbers to enforce loop freedom. At the same time, DYMO provides enhanced features, such as covering possible MANET-Internet gateway scenarios and implementing path accumulation.

Besides route information about a requested target, a node will also receive information about all intermediate nodes of a newly discovered path. There is a major difference between DYMO and AODV. AODV only generates route table entries for the destination node and the next hop, while DYMO stores routes for each intermediate hop. To efficiently deal with highly dynamic scenarios, links on known routes may be actively monitored, e.g. by using the MANET Neighbourhood Discovery Protocol or by examining feedback obtained from the data link layer. Detected link failures are made known to the MANET by sending a route error message (RERR) to all nodes in range, informing them of all routes that now became unavailable. Should this RERR in turn invalidate any routes known to these nodes, they will again inform all their neighbours by multicasting a RERR containing the routes concerned, thus effectively flooding information about a link breakage through the MANET.

DYMO was also designed with possible future enhancements in mind. It uses a generic MANET packet and message format and offers ways of dealing with unsupported elements in a sensible way.

3.3. Vehicle model

Every vehicle is a data structure VE_i indexed by its position on the lane. The data structure for the i th vehicle stores: the gap, the velocity, and the current lane position. The relative euclidean position on the lane given by X_i is a unique identifier used for the generation of mobility trace. Moreover, for closed boundaries, i.e. if we suppose circular movement of vehicle on the lane, we check if a shift has taken place. This information will serve to properly generate the trace for ns-2. It is straightforward to arrange all these information in a vector form, what is the preferred form used in MATLAB.

3.4. Lane construction

Instead of using a particular textual language for describing the position of the lanes in the plane, we use a more general approach. Besides its length, every lane is given a lane transformation, which is used in order to set its real aspect on the plane. This information is used at the mobility trace generation stage. The transformation is a simple affine transformation of the vector $\mathbf{X}_i^k = (X_i, Y_i, 1)$, i.e. the coordinate vector of the i th vehicle on the k th road with respect to the relative reference system. For example, for the lane L^k , we have the vehicle structure VE_i^k . This structure contains the vector \mathbf{X}_i^k . The real position on the plane is computed as $\tilde{\mathbf{X}}_i^k = \mathbf{A}(k)\mathbf{X}_i^k$ where $\mathbf{A}(k)$ is the lane transformation matrix associated with the k -th lane, and $\tilde{\mathbf{X}}_i^k$ is the vector of coordinates in the absolute reference system (i.e. that used for exporting the ns-2 traces). For example, in Fig. 3, the third lane has the following absolute coordinates:

$$\tilde{\mathbf{X}}_i^3 = \begin{pmatrix} 0 & 1 & \frac{XS}{2} \\ 1 & 0 & \Delta \\ 0 & 0 & 1 \end{pmatrix} \begin{pmatrix} X_i \\ 0 \\ 1 \end{pmatrix},$$

where XS is the length of the simulation area.³

³The parameter Δ is used to avoid an apparent bug in ns-2, which fires strange errors when the absolute position is 0.

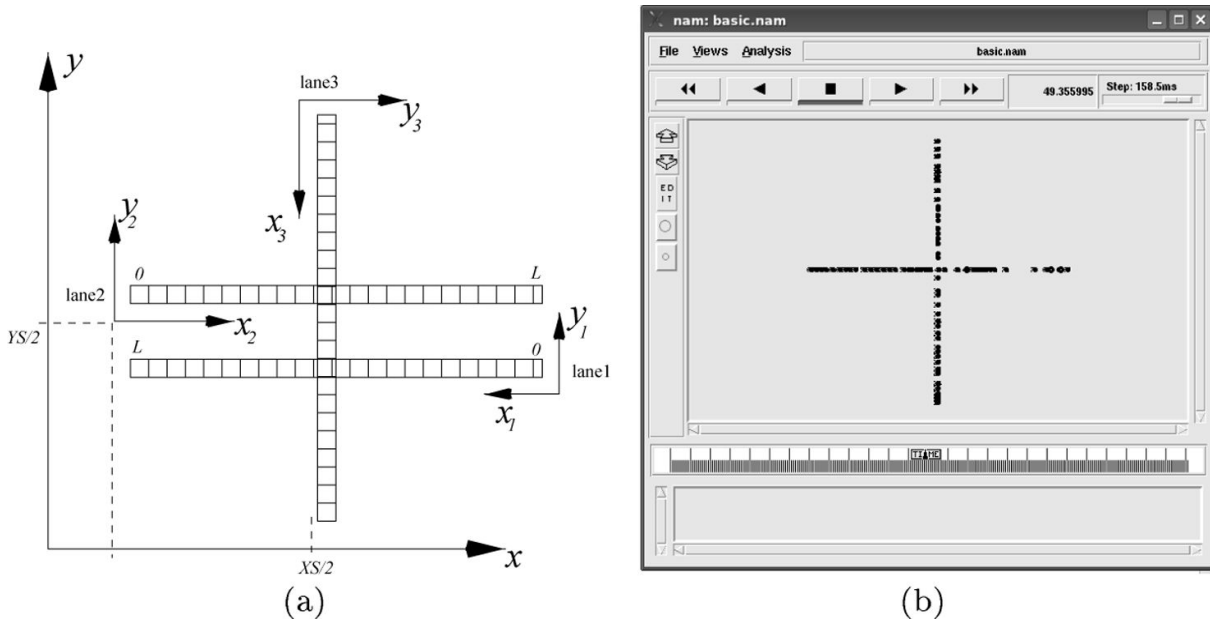


Fig. 3. Lanes construction and ns-2 trace: a) Line construction; b) Excerpt of the generated ns-2 trace for 2 lanes network.

4. Simulation results

4.1. Mobility model validation

We present here some basic simulations for the NaS model by means of CAVENET. Hereinafter, we use as simulation variable the average velocity $\bar{v}(t) = N^{-1} \sum_{i=1}^N v_i(t) = N^{-1} \|\mathbf{v}(t)\|_1$ of all cars. CAVENET can analyze and design single and multiple lanes traces. It can also run Monte Carlo simulations. For example, in Fig. 4, we report the results for the so called fundamental diagram, i.e. the flow vs. density diagram. The flow at a particular lane section is defined as $J = \rho \bar{v}$. Each point in the figure is the ensemble average over 20 trials of a simulation trace lasting 500 iterations. Moreover, we can also visualize the space-time plot of the traffic, i.e. the evolution of the velocity for every vehicle along the road as shown in Fig. 5. We obtain the two traffic regimes, namely the laminar regime and the jammed or congested regime, as shown in Fig. 5-a and Fig. 5-b, respectively. We are interested in the stationary distribution and transient time, which are very important to assess the next stage simulations, i.e. those related to the communication protocol analysis.

4.2. Stationary distribution

Usually, RW-like mobility models used in simulation exhibit the velocity decay problem. That means that the simulation variable slowly decays towards a steady state value as the simulation time proceeds. This is problematic, because we do not know when this transient ends. Consequently, we do not know precisely how to remove the transient values. The root of this phenomenon has to be attributed to the underlying mobility model, which has been assumed random. Every node randomly picks a velocity from a continuous uniformly distributed random variable between $[v_{\min}, v_{\max}]$. The velocity is changed at particular points called waypoints. In this way, the system has an infinite (but countable) number

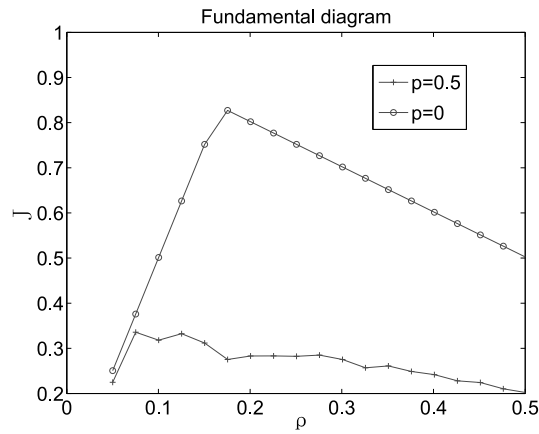


Fig. 4. Traffic flow as a function of ρ and p for $L = 400$.

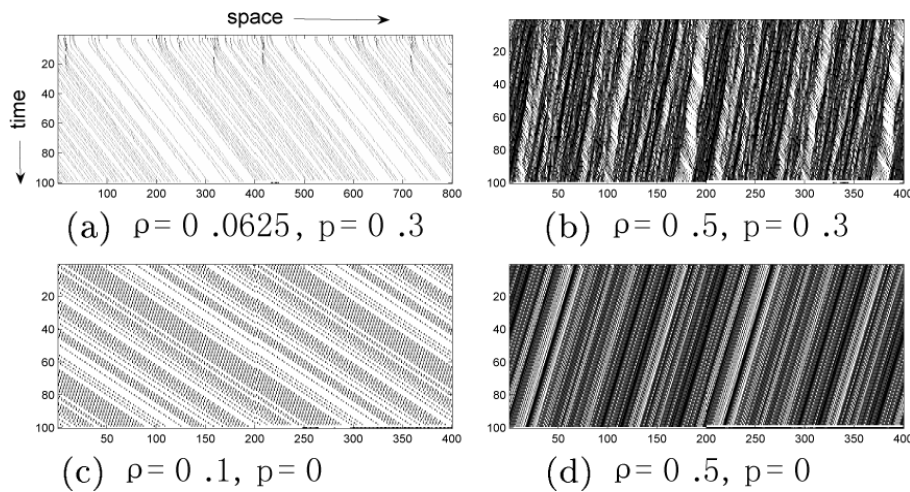
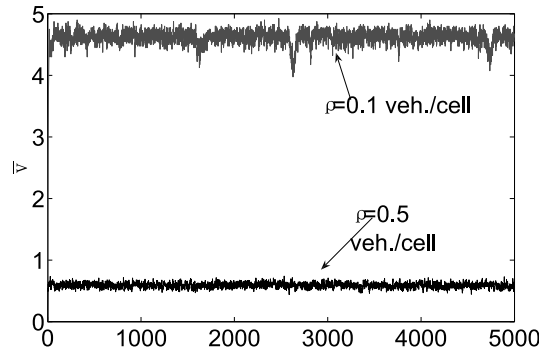
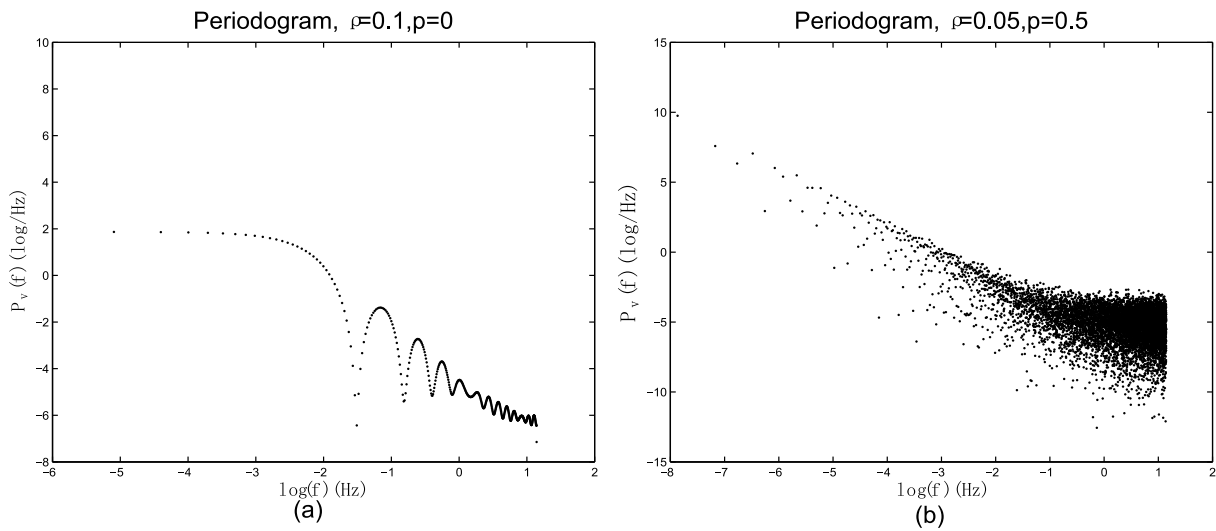


Fig. 5. Space-time plots showing the jam wave in different settings.

of states. The general solution to this problem consists in finding the steady state distribution of the simulation variable and let the system starts with that distribution. This reasoning is also equivalent to consider Palm probability distributions instead of the usual ones [16].

In our case, the system has inherently a finite state space. The automaton could be represented by a discrete-time finite-state Markov chain. We know that a Markov chain with a single class of recurrent states has always a steady state distribution. Moreover, since a Markov chain with finite state space has always at least one recurrent state, we conclude that the steady state distribution exists and is unique. The convergence rate toward this steady-state distribution depends on the eigenstructure of the transition probability matrix of the Markov chain. The problem here is that a Markov chain model is not suitable, because the process can be, in general, LRD, for $0 < p < 1$. Moreover, even in the SRD case, finding the transition probabilities is not easy.

In general, mobility models for vehicular traffic exhibits a phase transition around a particular value of ρ . As we can see in Fig. 5, for $p > 0$, the traffic is composed of jammed regions which travel on the opposite direction of movement. For low densities, these waves die out very quickly, as shown also

Fig. 6. Sample realizations of $\bar{v}(t)$.Fig. 7. Deterministic model and stochastic version: a) deterministic model; b) $1/f$ noise like spectrum form the the stochastic version of the NaS model.

in Fig. 6, but for higher densities there are many interconnected clusters of jammed vehicles. In this case, the steady state is reached very slowly. Therefore, it is important to investigate how many samples should be removed from the starting point in order to sample a process in its stationary regime.

In order to clarify this phenomenon, we measured the transient time τ for $p = 0$, i.e. the deterministic case. In this case, $\bar{v}(t)$ is not LRD. We can show this fact also by plotting the periodogram of $\bar{v}(t)$. In Fig. 7-a, we see that for $f \rightarrow 0$, the periodogram does not diverge. On the other hand, for $p > 0$, in Fig. 7-b, the estimated spectrum diverges at the origin, i.e. the underlying process has the LRD property.

4.3. Routing protocols evaluation

As evaluation metrics, we use the goodput and Packet Delivery Ratio (PDR). The simulation parameters are shown in Table 1. We used one line and 30 nodes for simulations. The simulation time is 100 seconds.

The receiving node is node 0 and the sending nodes are from node 1 to node 8. We prepared each scenario based on nodes ID. The mobility pattern for all scenarios is the same. In order to evaluate the

Table 1
Simulation parameters

Network Simulator	ns-2
Routing Protocol	AODV, OLSR, DYMO
Simulation Time	100 s
Simulation Area	3000 m Circuit
Number of Nodes	30
Traffic Source/Destination	Deterministic
DATA TYPE	CBR
Packets Generation Rate	5 packets/s
Packet Size	512 bytes
MAC Protocol	IEEE802.11 DCF
MAC Rate	2 Mbps
RTS/CTS	None
Transmission Range	250 m
Radio Propagation Models	Two-ray Ground
Hello _{AODV} Interval	1 s
Hello _{OLSR} Interval	1 s
TC _{OLSR} Interval	2 s
Hello _{DYMO} Interval	1 s

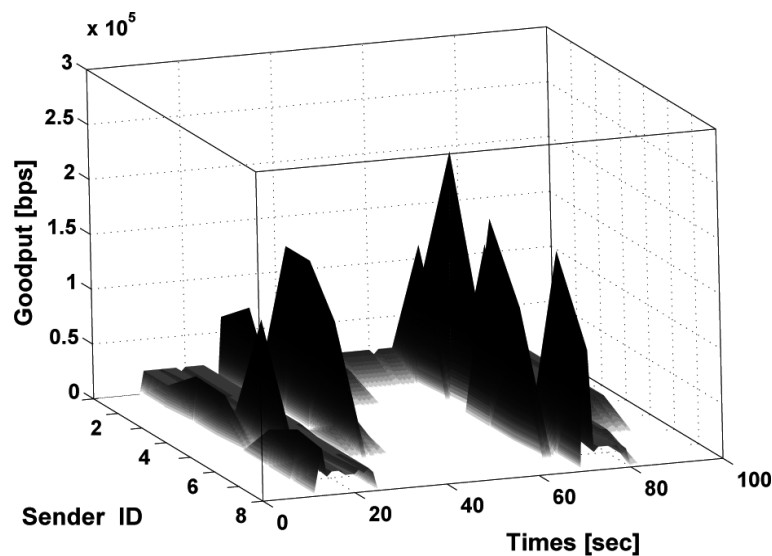


Fig. 8. AODV Goodput.

performance of each protocol, 5 packets per second as a Constant Bit Rate (CBR) traffic were transmitted between 10 seconds and 90 seconds.

The simulations results are shown from Figs 8 to 11. In Fig. 8 is shown the goodput of AODV protocol. The goodput of AODV is about ten times of CBR packet size. This is because after a back-off time all the accumulated data packets are transmitted in the discovered route. If we increase the background traffic, the number of transmitted packets will again increases and the network may be congested. Also, after 60 seconds, in AODV protocol, there is a delay caused by route finding mechanism. Comparing Fig. 8, Figs 9 and 10, we can see that reactive protocols (AODV and DYMO) have better goodput than OLSR. For AODV and DYMO, even the nodes are far from each other they can communicate between 10 seconds to 20 seconds.

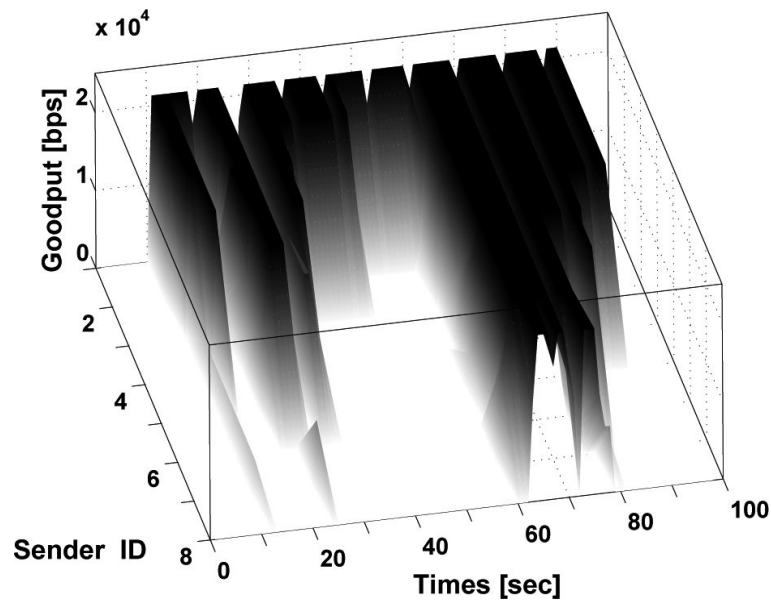


Fig. 9. OLSR Goodput.

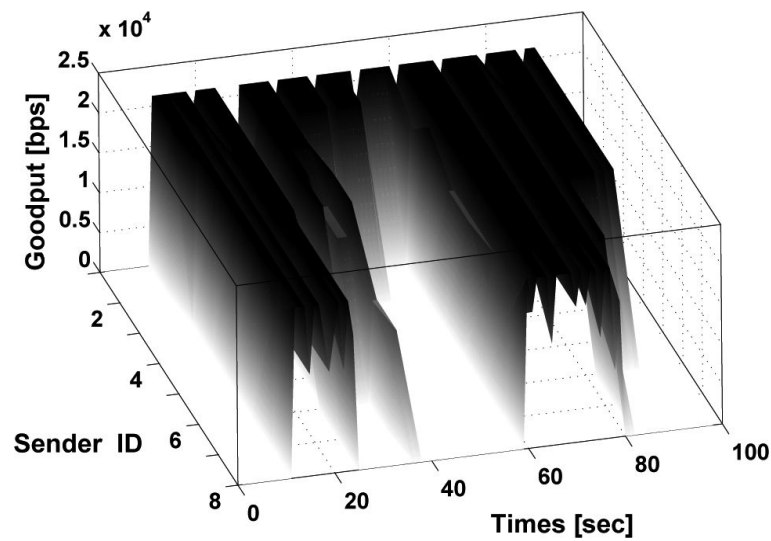


Fig. 10. DYMO Goodput.

In Fig. 11, we show the PDR for three routing protocols. We can see that among three protocols AODV has a better goodput. However, the AODV need more time for searching a new route compared with DYMO. So, the delay of AODV is higher than DYMO. The route searching time of DYMO is almost the same with OLSR protocol. However, DYMO have better goodput than OLSR. Thus, DYMO has a better performance than AODV and OLSR protocols.

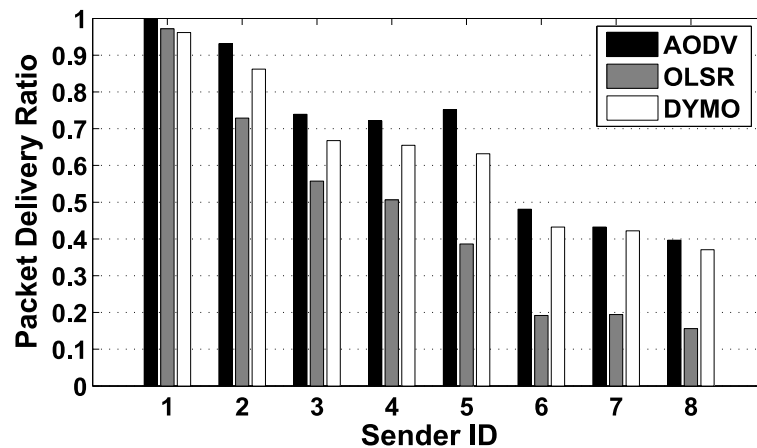


Fig. 11. PDR for AODV, OLSR and DYMO.

5. Conclusions

In this paper, we presented CAVENET, a simple simulator for VANETs. The system is modular and it separates mobility from the protocol simulation. The mobility model code is written in a language at a level as high as possible, in order to give the researcher a quick understanding of the basic properties of his/her model. For this reason, we used MATLAB. The basic structure in CAVENET is the vector representing the configuration of a linear lane. The geometry of the lanes is set by affine transformations which are stored in a text file. In such way, the user does not need to learn a particular file format, as in other traffic simulators. By means of CAVENET, we have shown some fundamental properties of vehicular traffic which should be taken into account when performing network protocols simulations.

We improved the CAVENET by changing the movement pattern of the vehicles from the straight line to a circle and implemented three routing protocols: AODV, OLSR and DYMO. We evaluated the performance of these protocols in VANETs and we found that DYMO has better performance.

In this work, we evaluated AODV, OLSR and DYMO considering goodput and PDR metrics. In the future, we would like to consider other parameters such as routing overhead, traffic quantity and topology change. We also plan to extend our work for different radio propagation models and environments [1,7].

Acknowledgment

This work is supported by a Grant-in-Aid for scientific research of Japanese Society for the Promotion of Science (JSPS). The authors would like to thank JSPS for the financial support.

References

- [1] L. Barolli, G. Mino, F. Xhafa, G. De Marco, A. Durrezi, A. Koyama, Analysis of Ad-Hoc Networks Connectivity Considering Shadowing Radio Model, *Proc. of MoMM-2009*, Kuala Lumpur, Malaysia, (2009), 464–468.
- [2] F. Bai, N. Sadagopan and A. Helmy, IMPORTANT: A Framework to Systematically Analyze the Impact of Mobility on Performance of Routing Protocols for Ad-hoc Networks, *Proc of IEEE INFOCOM-2003*, (2003) 825–835.
- [3] T. Clausen and P. Jacquet, Optimized Link State Routing Protocol (OLSR), *IETF RFC 3626*, (October 2003).
- [4] I. Chakeres and C. Perkins, Dynamic MANET On-demand (DYMO) Routing, *Internet Draft (draft-ietf-manet-dymo-14)*, (June 2008).

- [5] W.P. Chen, J.C. How and L. Sha, Dynamic Clustering for Acoustic Target Tracking in Wireless Sensor Networks, *IEEE Trans. on Mobile Computing* **3**(3) (2004), 258–271.
- [6] G. De Marco, M. Tadauchi and L. Barolli, Description and Analysis of a Toolbox for Vehicular Networks Simulation, *Proc. of IEEE ICPADS/PMAC-2WN-2007* **2** (2007), 1–6.
- [7] D. Dhoutaut, A. Régis and F. Spies, Impact of Radio Propagation Models in Vehicular Ad Hoc Networks Simulations, *Proc. VANET-2006*, (2006) 40–49.
- [8] M. Fiore, J. Harri, F. Filali and C. Bonnet, Vehicular Mobility Simulation for VANETs, *Proc. of the 40-th Annual Simulation Symposium (ANSS-2007)* (2007), 301–309.
- [9] J. Goh, and D. Taniar, Mining Frequency Pattern from Mobile Users, *Proceedings of the 8th International Conference on Knowledge-Based Intelligent Information and Engineering Systems (KES-2004)*, Part III, Lecture Notes in Computer Science 3215 Springer (2004), 795–801.
- [10] J. Harri, F. Filali and C. Bonnet, Mobility Models for Vehicular Ad Hoc Networks: A Survey and Taxonomy, *IEEE Communications Surveys & Tutorials* **11**(4) (2009), 19–41.
- [11] J. Haerri, F. Filali and C. Bonnet, Performance Comparison of AODV and OLSR in VANETs Urban Environments under Realistic Mobility Patterns, *Proc. of 5th IFIP Mediterranean Ad-Hoc Networking Workshop (Med-Hoc-Net-2006)*, (2006) Lipari, Italy.
- [12] J. Haemi, M. Fiore, F. Filali and C. Bonnet, A Realistic Mobility Simulator for Vehicular Ad Hoc Networks, *EURECOM Technical Report*, (2007) Available at: <http://www.eurecom.fr/util/publidownload.en.htm?id=1811>.
- [13] A.M. Hanashi, I. Awan and M. Woodward, Performance Evaluation with Different Mobility Models for Dynamic Probabilistic Flooding in MANETs, *Mobile Information Systems* **5**(1) (2009), 65–80.
- [14] M. Ikeda, L. Barolli, G. De Marco, T. Yang, A. Durresti and F. Xhafa, Tools for Performance Assessment of OLSR Protocol, *Mobile Information Systems* **5**(2) (2009), 165–176.
- [15] Information Science Institute (ISI), *Network Simulator Version 2 (NS-2)*, <http://www.isi.edu/nsnam>.
- [16] J.Y. Le Boudec and M. Vojnovic, The Random Trip Model: Stability, Stationary Regime, and Perfect Simulation, *IEEE/ACM Transactions on Networking* **14**(6) (2006), 1153–1166.
- [17] S.S. Manvi, M.S. Kakkasageri and Jeremy Pitt, Multiagent Based Information Dissemination in Vehicular Ad Hoc Networks, *Mobile Information Systems* **5**(4) (2009), 363–389.
- [18] E. Natsheh and T.C. Wan, Adaptive and Fuzzy Approaches for Nodes Affinity Management in Wireless Ad-hoc Networks, *Mobile Information Systems* **4**(4) (2009), 273–295.
- [19] K. Nagel and M. Schreckenberg, A Cellular Automaton Model for Freeway Traffic, *Journal of Physics I France* **2** (December 1992), 2221–2229.
- [20] C. Perkins, E. Belding-Royer and S. Das, Ad hoc On-Demand Distance Vector (AODV) Routing, *IETF RFC 3561 (Experimental)*, (July 2003).
- [21] M. Piorkowski, M. Raya, A.L. Lugo, M. Grossglauser and J.P. Hubaux, Joint Traffic and Network Simulator for VANETs, *Proc. of Mobile and Information Communication Systems Conference (MICS-2006)*, (October 2006) Available on line at: <http://www.mics.ch/>.
- [22] C. Sommer and F. Dressler, The DYMO Routing Protocol in VANET Scenarios, *Proc. of 66-th IEEE Vehicular Technology Conference (VTC2007-Fall)*, (2007), 16–20.
- [23] N. Sadagopan, F. Bai, B. Krishnamachari and A. Helmy, PATHS: Analysis of Path Duration Statistics and Their Impact on Reactive MANET Routing Protocols, *MobiHoc-2003: Proc. of the 4-th ACM International Symposium on Mobile Ad Hoc Networking & Computing* (2003), 245–256.
- [24] L. Smith, R. Beckan, R. Anson, K. Nagel and M. Williams, TRANSIMS: Transportation Analysis and Simulation System, *Proc. of the 5-th National Transportation Planning Methods Applications Conference*, (1995), LA-UR 95-1664.
- [25] D. Taniar and J. Goh, On Mining Movement Pattern from Mobile Users *International Journal of Distributed Sensor Networks* **3**(1) (2007), 69–86.
- [26] K. Xuan, G. Zhao, D. Taniar and B. Srinivasan, Continuous Range Search Query Processing in Mobile Navigation, *Proc. of IEEE ICPADS-2008 International Conference* (2008), 361–368.
- [27] T. Yang, G. De Marco, M. Ikeda and L. Barolli, Impact of Radio Randomness on Performances of Lattice Wireless Sensors Networks Based on Event-reliability Concept, *International Journal of Mobile Information Systems* **2**(4) (2006), 211–227.
- [28] J. Yoon, M. Liu and B. Noble, A General Framework to Construct Stationary Mobility Models for the Simulation of Mobile Networks, *IEEE Transactions on Mobile Computing* **5**(7) (2006), 860–871.

Evjola Spaho received her B.S and M.S degrees at Faculty of Information Technology, Polytechnic University of Tirana (PUT) in 2008 and 2010, respectively. Presently, she is a Ph.D Student at Graduate School of Engineering, Fukuoka Institute of Technology (FIT), Japan. Her research interests include P2P networks, vehicular networks, ad-hoc networks and robot control.

Leonard Barolli received B.S and Ph.D degrees from Tirana University and Yamagata University in 1989 and 1997, respectively. From April 1997 to March 1999, he was a JSPS Post Doctor Fellow Researcher at Department of Electrical and Information Engineering, Yamagata University. From April 1999 to March 2002, he worked as a Research Associate at the Department of Public Policy and Social Studies, Yamagata University. From April 2002 to March 2003, he was an Assistant Professor at Department of Computer Science, Saitama Institute of Technology (SIT). From April 2003 to March 2005, he was an Associate Professor and presently is a Full Professor, at Department of Information and Communication Engineering, Fukuoka Institute of Technology (FIT). Dr. Barolli has published about 300 papers in referred Journals, Books and International Conference proceedings. He was an Editor of the IPSJ Journal and has served as a Guest Editor for many International Journals. Dr. Barolli has been a PC Member of many International Conferences and was the PC Chair of IEEE AINA-2004 and IEEE ICPADS-2005. He was General Co-Chair of IEEE AINA-2006, AINA-2008, AINA-2010, CISIS-2009 and CISIS-2010, Workshops Chair of iiWAS-2006/MoMM-2006 and iiWAS-2007/MoMM-2007, Workshop Co-Chair of ARES-2007, ARES-2008, IEEE AINA-2007 and ICPP-2009. Dr. Barolli is the Steering Committee Chair of CISIS and BWCCA International Conferences and is serving as Steering Committee Co-Chair of IEEE AINA, NBiS and 3PGCIC International Conferences. He is organizers of many International Workshops. Dr. Barolli has won many Awards for his scientific work and has received many research funds. He got the "Doctor Honoris Causa" Award from Polytechnic University of Tirana in 2009. His research interests include network traffic control, fuzzy control, genetic algorithms, agent-based systems, ad-hoc networks and sensor networks. He is a member of SOFT, IPSJ, and IEEE.

Gjergji Mino was graduated in Electronics at Tirana Polytechnic University, Albania in 1995. After the graduation, he was working for different telecommunication companies in Albania. From 1997, he worked for different companies such as Digital Corporation, Compaq, Computer Technology Solutions and Peripheral Computer Support in US. Presently, he is a Ph.D Student at Graduate School of Engineering, Fukuoka Institute of Technology (FIT), Japan. His research interests include wireless networks, wireless cellular networks, vehicular networks, CAC, handover and fuzzy logic.

Fatos Xhafa holds a PhD in Computer Science (1998) from the Department of Languages and Informatics Systems, Polytechnic University of Catalonia, Barcelona, Spain. He was graduated in Mathematics from the Faculty of Natural Sciences (FNS), University of Tirana (UT), Albania, in 1988. During 1989–1993 he was an Assistant Professor at the Department of Applied Mathematics of the FNS, UT (Albania). He joined the Polytechnic University of Catalonia as a Visiting Professor at the Applied Mathematics Department I, and later he entered the Department of Languages and Informatics Systems (LSI) as a PhD Student and in 1996 as an Assistant Professor. Currently, he is an Associate Professor at the Department of Languages and Informatics Systems and member of the ALBCOM Research Group. He is also a collaborator of the Open University of Catalonia (Barcelona, Spain). His current research interests include parallel and distributed algorithms, combinatorial optimization and approximation, meta-heuristics for complex problems, distributed programming, Grid and P2P computing. His research is supported by several research projects from Spain, European Union and NSF/USA. He collaborates with different international research groups. He has published in leading international journals and conferences and has served in the Organizing Committees of many conferences and workshops. He served as the Organizing Chair of ARES-2008, PC Chair of CISIS-2008, Workshops Co-chair of CISIS-2008, General Co-chair of HIS-2008, General Co-Chair of CISIS-2010 and PC Co-Chair of IEEE AIAN-2010 conferences. He is also member of editorial board of several international journals.

Vladi Kolici received his B.S and M.S degrees in Telecommunication Engineering from Polytechnic University of Tirana (PUT) in 1997 and 2005, respectively. He obtained his Ph.D from PUT in May 2009. From 1997 to 2004, he was a Research Associate and from 2005 to present he is a Lecturer at Department of Electronics and Telecommunications, Faculty of Information Technology, PUT. He is teaching several courses in the areas of wireless and mobile networking, P2P systems and quality of services. Dr. Kolici has published several papers in International and National Conference Proceedings in the areas of P2P and Ad-Hoc networks. Dr. Kolici received the Best Application Paper Award at the 6th International Conference on Advances in Mobile Computing and Multimedia (MoMM-2008) in 2008, Linz, Austria. His research interests include P2P networks, wireless and mobile networks, and high speed networks.

Rozeta Miho received her B.S and M.S degrees in Electronic and Telecommunication Engineering from Polytechnic University of Tirana (PUT), Albania, in 1985 and 1989, respectively. She obtained her Ph.D from PUT in November 1995. From 1985 to 1995, she was a lecturer, from 1996 to 2001 Assistant Professor, from 2001 to 2007 Associate Professor, and presently she is a Full Professor of PUT. From May 2009, she is the Dean of Faculty of Information Technology, PUT. She is teaching several courses in the areas of telecommunication networks, optical communications and optical fibre networks. Prof. Miho has published several papers in International and National Conference Proceedings in the areas of optical WDM networks, P2P and Ad-Hoc networks. She is the co-author of the Best Application Paper Award at the 6th International Conference on Advances in Mobile Computing and Multimedia (MoMM-2008) in 2008, Linz, Austria. Her research interests include P2P networks, optical networks, wireless networks and high speed networks.



Hindawi

Submit your manuscripts at
<http://www.hindawi.com>

