

THE UNIVERSITY OF WARWICK

Original citation:

Waldron, Christopher, Zhang, Qiang, Li, Zaidong, Nikolaou, Vasiliki, Nurumbetov, Gabit, Godfrey, Jamie, McHale, Ronan, Yilmaz, Gokhan, Randev, Rajan, Girault, Mony et al.. (2014) Absolut “copper catalyzation perfected”; robust living polymerization of NIPAM : Guinness is good for SET-LRP. *Polymer Chemistry*, Volume 5 (Number 1). pp. 57-

Permanent WRAP url:

<http://wrap.warwick.ac.uk/58706>

Copyright and reuse:

The Warwick Research Archive Portal (WRAP) makes this work of researchers of the University of Warwick available open access under the following conditions.

This article is made available under the Creative Commons Attribution- 3.0 Unported (CC BY 3.0) license and may be reused according to the conditions of the license. For more details see <http://creativecommons.org/licenses/by/3.0/>

A note on versions:

The version presented in WRAP is the published version, or, version of record, and may be cited as it appears here.

For more information, please contact the WRAP Team at: publications@warwick.ac.uk

warwick**publications**wrap

highlight your research

<http://wrap.warwick.ac.uk/>

Absolut "copper catalyzed polymerization perfected"; robust living polymerization of NIPAM: Guinness is good for SET-LRP†

Cite this: *Polym. Chem.*, 2014, 5, 57Received 9th August 2013
Accepted 10th September 2013

DOI: 10.1039/c3py01075a

www.rsc.org/polymers

Christopher Waldron, Qiang Zhang, Zaidong Li, Vasiliki Nikolaou, Gabit Nurumbetov, Jamie Godfrey, Ronan McHale, Gokhan Yilmaz, Rajan K. Randev, Mony Girault, Kayleigh McEwan, David M. Haddleton,* Martijn Droesbeke, Alice J. Haddleton, Paul Wilson, Alexandre Simula, Jennifer Collins, Danielle J. Lloyd, James A. Burns, Christopher Summers, Claudia Houben, Athina Anastasaki, Muxiu Li, C. Remzi Becer, Jenny K. Kiviahio and Nuttapol Risangul

The controlled polymerization of *N*-isopropyl acrylamide (NIPAM) is reported in a range of international beers, wine, ciders and spirits utilizing Cu(0)-mediated living radical polymerization (SET-LRP). Highly active Cu(0) is first formed *in situ* by the rapid disproportionation of [Cu(I)(Me₆-Tren)Br] in the commercial water–alcohol mixtures. Rapid, yet highly controlled, radical polymerization follows (*D* values as low as 1.05) despite the numerous chemicals of diverse functionality present in these solvents *e.g.* alpha acids, sugars, phenols, terpenoids, flavonoids, tannins, metallo-complexes, anethole *etc.* The results herein demonstrate the robust nature of the aqueous SET-LRP protocol, underlining its ability to operate efficiently in a wide range of complex chemical environments.

Controlled/living polymerisation has made significant impact in the field of polymer science owed to its ability to regulate molecular weight, dispersity, polymer architecture, end group functionality *etc.*^{1–4} Amongst numerous techniques, metal-catalysed radical approaches, such as single-electron transfer living radical polymerisation (SET-LRP),^{1,5} have made significant contributions to the field, allowing rapid access to quantitative monomer conversions, extremely low dispersity (*D* < 1.10) and high end group fidelity.^{6,7} The range of monomer and solvent choice is ever expanding as catalysts and other mediators become increasingly tolerant to the full library of chemical functionality, allowing access to novel polymer synthesis in increasingly relevant media for a wider variety of applications.⁸

Precision macromolecular synthesis in wholly aqueous systems has recently been reported in our laboratory at Warwick.⁹ This Cu-mediated SET-LRP approach represents a step-change in our ability to control the synthesis of functional water-soluble polymers with a facile process. Excellent control was maintained over chain length and molecular weight

distribution (*D* ≤ 1.10) in the polymerization of a variety of acrylic and acrylamide monomers including poly(*N*-isopropylacrylamide), *N,N*-dimethylacrylamide, poly(ethylene glycol) acrylate, 2-hydroxyethyl acrylate (HEA) and an acrylamido glyco-monomer. Remarkably, the polymerizations were performed at or below ambient temperature with very high conversions attained in minutes. Polymers exhibited near quantitative chain end fidelity (~99%) and are capable of further chain extension and/or multi-block copolymerization *via* iterative monomer addition after full conversion. The scope of this robust technique has also been extended to polymerization in more biologically relevant conditions (PBS buffer and sheep blood serum).^{9,10}

The possibility of this polymerization protocol operating in a wide variety of chemical environments was illustrated in the initial study *via* controlled polymerization of NIPAM in a complex water–alcohol mixture (tequila (38% ethanol); *M*_n 9900 g mol⁻¹; *D* 1.08; >99% monomer conversion within 30 min).⁹ Not only does this illustrate the robustness of this technique to the considerable unknown chemical functionality in a commercial alcoholic beverage, the use of water–alcohol mixtures also promises to broaden the ultimate application of this protocol, allowing the use of monomers, initiators and/or ligands which may not be soluble in wholly aqueous media.

Considering the promising results when tequila was employed as solvent, we decided to investigate further. Taking advantage of the multi-national spread of researchers in the laboratory, and our considerable interest (and expertise) in alcoholic beverages, it was decided to initiate a search to study alcoholic solvents from each person's country of origin for this precision polymer synthesis. We were particularly interested in the effects of residual sugars, left over from the fermentation process (which will vary considerably depending on the source of sugar used), the effect of the different alcohol contents and whether the residual chemicals present from complex brewing and distillation processes would be detrimental to the

Dept. of Chemistry, University of Warwick, Library Road, Coventry, UK, CV4 7AL.
E-mail: D.M.Haddleton@warwick.ac.uk; Tel: +44 (0) 2476 523256

† Electronic supplementary information (ESI) available: Experimental procedures, ¹H NMR of solvents *etc.* See DOI: 10.1039/c3py01075a



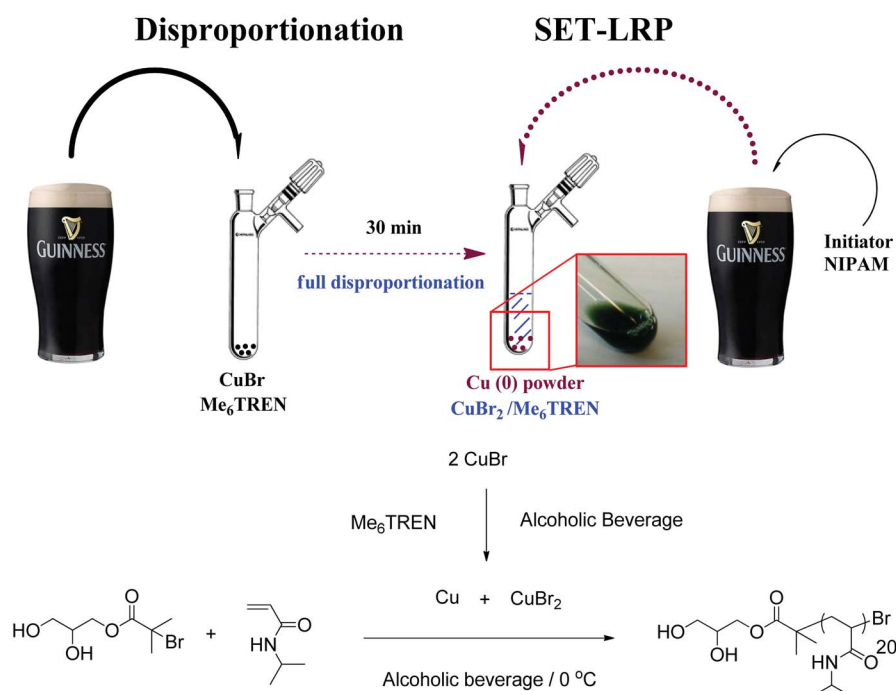
polymerization. The solvents are compared in terms of both kinetics (time to reach high (>95%) monomer conversion) and control over the molecular weight distribution (\bar{D}). The polymerisation of NIPAM, a commonly studied biocompatible polymer for applications in tissue engineering and controlled drug delivery,^{11–13} has been conducted in 25 alcoholic beverages from 17 countries using our recently reported method.

The ability of the various solvents to support rapid disproportionation of Cu(I) to Cu(0) and Cu(II) was initially investigated. After deoxygenating *via* N₂ bubbling (freeze–pump–thaw cycles were also used for more carbonated solvents), solutions of Cu(I)Br and Me₆-Tren were prepared and continuously bubbled with N₂ for a further 30 minutes (Scheme 1). In all cases either a turquoise or green colour was observed instantaneously, indicating the rapid formation of Cu(II) under these conditions (a blue colour from Cu(II)_(aq) was observed previously in water⁹). A fine Cu(0) precipitate was also evident, although this was difficult to see in some of the darker solutions *e.g.* Guinness¹⁴ and red wine.

The polymerization of *N*-isopropyl acrylamide (NIPAM) was subsequently investigated in these various solvents. Deoxygenated solutions of NIPAM and the water-soluble initiator (Scheme 1) were added to the aforementioned disproportionation mixture *via* cannula transfer at 0 °C. Monomer conversion was monitored *via* ¹H NMR of regular samples in D₂O, with many polymerizations reaching near quantitative monomer

conversion (≥99%) within 30 minutes (Table 1; 19 out of 25 polymerizations reached ≥87% monomer conversion). Remarkably, 20 out of the 25 polymerizations produced poly-(NIPAM) with a \bar{D} value ≤1.10. Whilst very fast, highly controlled polymerization was recorded with both low and high alcoholic contents, a trend towards slower propagation and lower overall monomer conversion was observed at higher alcohol contents in most instances. Nonetheless, the solvent with the highest alcohol content (A'Bunadh Single Malt whiskey from Scotland; 59% alc.) yielded 99% monomer conversion within 60 minutes and an associated \bar{D} value of 1.08. The fastest measured attainment of 99% conversion was 10 minutes for Singha beer (5.0% alc.) from Thailand, while 96% conversion was attained in 9 minutes in Alpha beer (5.0% alc.) from Greece.

Such rapid propagation rates were accompanied by excellent control over dispersity with \bar{D} values of 1.12 and 1.07 attained in Singha and Alpha respectively (see Fig. 1 for typical molecular weight distribution). Other notable solvents giving full monomer conversion included Banks's beer (Mild and Bitter; England), Pimm's (England), Guinness (Ireland) and McEwan's Champion (Scotland) which all yielded 99% monomer conversion within 30 minutes and associated \bar{D} values between 1.06 and 1.09. Welsh, Belgian, Romanian, Turkish and Finnish solvents gave monomer conversions ≥97% in all cases and \bar{D} values in the range of 1.06–1.10.



Scheme 1 Typical polymerization procedure. Disproportionation of [Cu(I)(Me₆-Tren)Br] into Cu(0) and Cu(II) is first conducted in deoxygenated commercial beer/wine/cider/spirit followed by addition of a separate deoxygenated monomer/initiator solution. Note the patriotic green colour of the Guinness solution in this example.



Table 1 SET-LRP of NIPAM in a range of commercial water–alcohol mixtures

Country	“Solvent”	% Alc.	Chemist(s)	% Conv. (min)	M_n^a (g mol ⁻¹)	\mathcal{D}
England	Banks's Bitter	3.8	PW, CS, DMH	99 (30)	3900	1.06
England	Banks's Mild	3.5	PW	99 (30)	4000	1.08
England	Burrow Hill Cider	6.0	JC	63 (30)	2300	1.08
England	Kingston Black Apple Apperitif	18.0	JC	87 (30)	1900	1.09
England	Pimm's	25.0	JC	99 (15)	3900	1.06
Ireland	Guinness	4.2	RM	99 (22)	3600	1.08
China	Tsingtao	4.7	RR, QZ, ZL	99 (104)	3600	1.20
China	Tsingtao	4.7	DJL, JAB	99 (30)	3500	1.09 ^b
France	Verveine Verte	55	AS, MG	62 (30) phase separation	1600	1.05
France	Chateau Laubes Bordeaux 2009	12.5	AS	87 (90)	2600	1.16
France	Napoleon Brandy Bordeaux 1973	40.0	CW	83 (60) phase separation	3900	1.05
Germany	Krombacher	4.7	CH	70 (90)	3000	1.28
Thailand	Singha	5.0	NR	99 (10)	3300	1.12
Belgium	Leffe	6.6	MD	93 (40)	3000	1.10
Wales	Brains Rev. James	4.5	JG	99 (45)	3200	1.10
Greece	Ouzo	38.0	AA	67 (60)	3800	1.07
Greece	Alpha Beer	5.0	VN	96 (9)	3200	1.06
Greece	Tsipouro	40.0	VN	94 (30) phase separation	3200	1.06
Romania	Homemade Brandy	??	AH	97 (60)	3000	1.07
Scotland	McEwan's Champion	7.3	KM	99 (30)	3400	1.09
Scotland	A'Bunadh Single Malt	59.0	JG	99 (60) phase separation	2800	1.08
Finland	Karhu	4.6	JK	99 (45)	3600	1.07
Switzerland	Morand Abricotine	43.0	AS	96 (30)	2800	1.14
Turkey	Yeni Raki	45.0	GY, RB	99 (60) phase separation	5000	1.06
Russia/Poland	Imperial Vodka	37.5	ML	99 (30) phase separation	4000	1.05
Sweden	Absolut Elyx Vodka	40.0	CW	83 (60)	3000	1.08
Sweden	Absolut Elyx Vodka ^b	40.0	CW	—	—	— ^c

^a M_n measured versus PMMA standards; $M_{n,theo.} = 2504$ g mol⁻¹. ^b Repeated on reviewer request. ^c Reaction performed in the absence of CuBr.

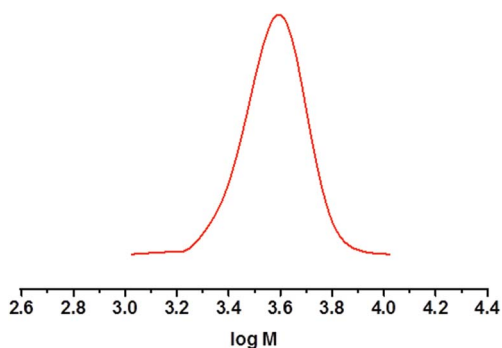


Fig. 1 Typical SEC trace of poly(NIPAM) formed in an alcoholic beverage using DMF as SEC eluent. Solvent = Guinness; 99% conversion in 22 minutes; $M_n = 3600$ g mol⁻¹; $\mathcal{D} = 1.08$.

The lowest recorded \mathcal{D} value (1.05), hence greatest control, was observed in Imperial Vodka (40% alc.) and two high alcohol content French solvents, Verveine Verte liqueur (55% alc.) and 40 year old Napoleon Brandy (40% alc.). Notably, however, full conversion was attained only in the case of the vodka (~99% within 30 min) while the French liqueur gave 62% conversion and the brandy 83%. Phase separation of poly(NIPAM) from the reaction medium was observed in all three of these solvents,^{15,16} which is a probable cause of the lower final conversions in the latter (see Fig. S1† for photograph of phase separation in Verveine Verte). Similar phase separation was also observed in Tsipouro (Greece; 40% alc.), Yeni Raki (Turkey; 45% alc.) and

A'Bunadh (Scotland; 59% alc.), which, like Imperial vodka, achieved near quantitative monomer conversion (94–99% conversion within 60 minutes) whilst also maintaining excellent control ($\mathcal{D} = 1.06$ –1.08). This observation is in keeping with previous findings in our laboratory wherein poly(*n*BA) was observed to continue controlled propagation after phase separation from DMSO.¹⁷ Lower monomer conversions in Ouzo (Greece; 38% alc.; 67% monomer conversion) and Absolut Elyx vodka (Sweden; 40% alc.; 83% monomer conversion) may also be attributable to some form of micro-precipitation or phase separation although such behaviour was not apparent with the naked eye. It is noted that Absolut Elyx vodka is marketed as “Copper Catalyzation Perfected” in reference to the copper stills used during the distillation process, a phrase we thought particularly apt and in the spirit of the current work. At the request of a referee and considering this distillation process, a polymerization was performed in the absence of CuBr to determine whether any residual copper leached from the stills could mediate the polymerization. However, no polymer was observed on the usual time scale of the reaction (30 min) and even after a prolonged period (3 h) only monomer was seen by ¹H NMR.

Slightly higher \mathcal{D} values were observed in the French red wine (1.16) and the Swiss liqueur Abricotine (1.14). Whilst reasons for this small loss in control are not immediately apparent it is probable that the high phenolic content of red wines¹⁸ may have a role to play in the former. Overall, the fruit containing beverages in the samples, including the Abricotine (apricots),



Burrow Hill Cider and Kingston Black Apple Apperitif (both apples) exhibited either slower propagation or slightly less control over dispersity, which may be attributable to an unfavourable interaction between their relatively high L-ascorbic acid (vitamin C) contents and the catalytic polymerization process. The Romanian brandy and Pimm's, however, which contain plums and possible fruit juices respectively, exhibited no detrimental effects in this regard. ^1H NMR analysis of all solvents was conducted to illustrate the range of possible chemical functions present during polymerization (see Fig. 2 for ^1H NMR of Banks's Bitter and SI for a further representative sample of NMRs). The primary chemical functionalities observed in all cases were likely carbohydrate/sugar peaks. Perhaps most telling from this NMR analysis was the fact that all NMR spectra showed significant differences between beverages, thus highlighting the diverse range of chemical environments used in the current study.

Other outliers in terms of dispersity include the Chinese and German beers, Tsingtao (1.20) and Krombacher (1.28). With no obvious reasoning for this loss of control relative to other solvents, readers should note that it was purposely decided to conduct each polymerization only once and to use a wide variety of experience of chemists ranging from undergraduate to professorial level to examine the ease of operation of aqueous SET-LRP. While such an approach might normally be expected to yield significant discrepancies in the data set, the fact that >90% of polymerizations gave polymers with \bar{D} values ≤ 1.16 highlights not only the ability for this protocol to operate in a wide variety of chemical environments/impurities (thus removing the necessity for prolonged purification), but also its robustness to handling by a wide range of people of varying experience, many of whom had no prior experimental exposure to this chemistry. The polymerization in Tsingtao was repeated to challenge the initial result. Pleasingly, 99% conversion was obtained within 30 min and the \bar{D} measured (1.09) was in line with other low alcohol containing beverages suggesting that the

scientist was perhaps the most significant variable in this set of experiments which does give an indication of expectations.

In conclusion, precision polymer chemistry is possible in an extensive range of international alcoholic beverages containing a diverse range of chemical functionality. This observed tolerance is similar to that described during for the application of 'click' chemistry¹⁹ in polymer and materials science and particular to the preparation of hydrogels using this chemistry.²⁰ The aqueous SET-LRP technique recently developed in our lab is highly robust, operating efficiently in >90% of solvents surveyed, from homemade Romanian brandy to English bitter, from Irish stout to Swiss liqueur and many drinks in between. It is possible to attain very low \bar{D} poly-(acrylamides) at very high monomer conversions in the presence of many unknown impurities, thus circumventing lengthy and expensive purification in a very robust and simple process. Most importantly, whilst chemistry is often perceived as challenging²¹ (and sometimes undoubtedly is), it is crucial, if we are to attract and retain the brightest and best, that it also remains all-inclusive and fun whilst demonstrating chemical advances.

We thank Prof. Virgil Percec, University of Pennsylvania, for supplying the home-made Romanian brandy, Prof. Sébastien Perrier, University of Sydney, for the Verveine Verte and Mr Albert Emerson for helping source the Absolut Elyx. Whilst alcohol appears good for SET-LRP, excessive amounts of alcohol are harmful and binge drinking is not advocated by (most of) the authors or their institution. No drinks company was involved in the conception or funding of this study; the collection, analysis, or interpretation of data; or in the preparation of this article.

Notes and references

- 1 B. M. Rosen and V. Percec, *Chem. Rev.*, 2009, **109**, 5069–5119.
- 2 J. Nicolas, Y. Guillauneuf, C. Lefay, D. Bertin, D. Gigmes and B. Charleux, *Prog. Polym. Sci.*, 2013, **38**, 63–235.
- 3 M. Ouchi, T. Terashima and M. Sawamoto, *Chem. Rev.*, 2009, **109**, 4963–5050.
- 4 K. Matyjaszewski, *Macromolecules*, 2012, **45**, 4015–4039.
- 5 V. Percec, T. Guliashvili, J. S. Ladislaw, A. Wistrand, A. Stjernedahl, M. J. Sienkowska, M. J. Monteiro and S. Sahoo, *J. Am. Chem. Soc.*, 2006, **128**, 14156–14165.
- 6 A. Anastasaki, C. Waldron, V. Nikolaou, P. Wilson, R. McHale, T. Smith and D. M. Haddleton, *Polym. Chem.*, 2013, **4**, 4113–4119.
- 7 A. Anastasaki, C. Waldron, P. Wilson, R. McHale and D. M. Haddleton, *Polym. Chem.*, 2013, **4**, 2672–2675.
- 8 V. Percec, S. Samanta, A. Anastasaki, C. Waldron and D. Haddleton, *Polym. Chem.*, 2013, DOI: 10.1039/C3PY00901G.
- 9 Q. Zhang, P. Wilson, Z. Li, R. McHale, J. Godfrey, A. Anastasaki, C. Waldron and D. M. Haddleton, *J. Am. Chem. Soc.*, 2013, **135**, 7355–7363.
- 10 Q. Zhang, Z. Li, P. Wilson and D. M. Haddleton, *Chem. Commun.*, 2013, **49**, 6608–6610.
- 11 H. G. Schild, *Prog. Polym. Sci.*, 1992, **17**, 163–249.

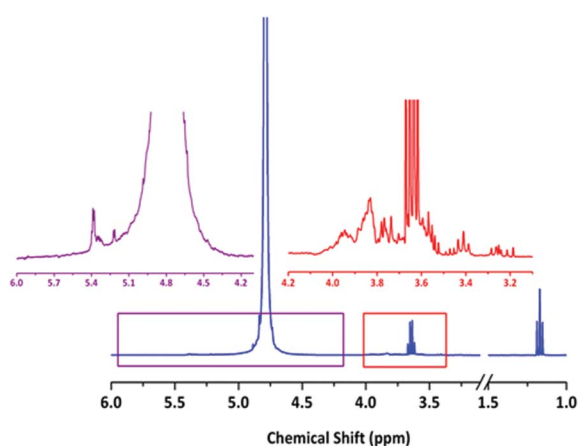


Fig. 2 Typical ^1H NMR of alcoholic beverage in D_2O – Banks's Bitter. Note ethanol peaks at 1.18 (t) and 3.66 (q) ppm. Magnifications illustrate likely carbohydrate/sugar peaks between 3.2 and 4.0 ppm and other unknown peaks between 5.0 and 5.5 ppm. See ESI† for further ^1H NMR of solvents.



- 12 Y. Xia, X. Yin, N. A. D. Burke and H. D. H. Stöver, *Macromolecules*, 2005, **38**, 5937–5943.
- 13 E. S. Gil and S. M. Hudson, *Prog. Polym. Sci.*, 2004, **29**, 1173–1222.
- 14 D. Kotz, L. G. Glynn, C. D. Mallen and J. W. L. Cals, *J. Food Sci.*, 2011, **76**, S121–S125.
- 15 R. O. R. Costa and R. F. S. Freitas, *Polymer*, 2002, **43**, 5879–5885.
- 16 F. M. Winnik, M. F. Ottaviani, S. H. Bossmann, M. Garcia-Garibay and N. J. Turro, *Macromolecules*, 1992, **25**, 6007–6017.
- 17 C. Boyer, A. Atme, C. Waldron, A. Anastasaki, P. Wilson, P. B. Zetterlund, D. Haddleton and M. R. Whittaker, *Polym. Chem.*, 2013, **4**, 106–112.
- 18 O. Dóka and D. Bicanic, *Anal. Chem.*, 2002, **74**, 2157–2161.
- 19 H. C. Kolb, M. G. Finn and K. B. Sharpless, *Angew. Chem., Int. Ed.*, 2001, **40**, 2004–2021.
- 20 M. Malkoch, R. Vestberg, N. Gupta, L. Mespouille, P. Dubois, A. F. Mason, J. L. Hedrick, Q. Liao, C. W. Frank, K. Kingsbury and C. J. Hawker, *Chem. Commun.*, 2006, 2774–2776.
- 21 C. S. Carter and N. W. Brickhouse, *J. Chem. Educ.*, 1989, **66**, 223.

