

Research Article

Studies on a Double Poisson-Geometric Insurance Risk Model with Interference

Yujuan Huang¹ and Wenguang Yu²

¹ School of Science, Shandong Jiaotong University, Jinan 250023, China

² School of Insurance, Shandong University of Finance and Economics, Jinan 250014, China

Correspondence should be addressed to Yujuan Huang; yujuanh518@163.com

Received 11 January 2013; Accepted 5 March 2013

Academic Editor: Hua Su

Copyright © 2013 Y. Huang and W. Yu. This is an open access article distributed under the Creative Commons Attribution License, which permits unrestricted use, distribution, and reproduction in any medium, provided the original work is properly cited.

This paper mainly studies a generalized double Poisson-Geometric insurance risk model. By martingale and stopping time approach, we obtain adjustment coefficient equation, the Lundberg inequality, and the formula for the ruin probability. Also the Laplace transformation of the time when the surplus reaches a given level for the first time is discussed, and the expectation and its variance are obtained. Finally, we give the numerical examples.

1. Introduction

In insurance mathematics, the classical risk model has been the center of focus for decades [1–3]. The surplus $U(t)$ in the classical model at time t can be expressed as

$$U(t) = u + ct - \sum_{i=1}^{N_1(t)} Y_i, \quad (1)$$

where $u = U(0) > 0$ is the initial capital, $c > 0$ is the constant rate of premium, and $\{N_1(t), t \geq 0\}$ is a Poisson process, with Poisson rate $\lambda_1 > 0$ denoting the number of claims up to time t . The individual claim sizes Y_1, Y_2, \dots , independent of $\{N_1(t), t \geq 0\}$, are independent and identically distributed nonnegative random variables with common distribution function $F(y)$ with mean μ_Y , variance σ_Y^2 , and moment generating function $M_Y(r) = E[e^{rY}]$.

But in the Poisson process, the expectation and variance are equal. This is obviously not consistent with actual situation. So recently there is a huge amount of literature devoted to the generalization of the classical model in different ways. Lu and Li [4] consider a Markov-modulated risk model in which the claim interarrivals, claim sizes, and premiums are influenced by an external Markovian environment process. Tan and Yang [5] discuss the compound binomial risk model with an interest on the surplus under a constant dividend barrier and periodically paying dividends. Vellaisamy and

Upadhye [6] study the convolution of compound negative binomial distributions with arbitrary parameters. The exact expression and also a random parameter representation are obtained. Cossette et al. [7] present a compound Markov binomial model, which is an extension of the compound binomial model. The compound Markov binomial model is based on the Markov Bernoulli process which introduces dependency between claim occurrences. Recursive formulas are provided for the computation of the ruin probabilities over finite- and infinite-time horizons. A Lundberg exponential bound is derived for the ruin probability, and numerical examples are also provided. Yang and Zhang [8] investigate a Sparre Andersen risk model in which the inter-claim times are generalized Erlang(n) distributed. Czarna and Palmowski [9] focus on a general spectrally negative Levy insurance risk process. For this class of processes, they analyze the so-called Parisian ruin probability, which arises when the surplus process stays below 0 longer than a fixed amount of time $t > 0$.

In this paper, we will consider a double Poisson-Geometric risk model with diffusion in which the arrival of policies is a Poisson-Geometric process and the claims process follows the compound Poisson-Geometric process. For more details and new developments on the Poisson-Geometric risk model, the interested readers can refer to [10–13].

The rest of the paper is organized as follows. In Section 2, the risk model is introduced. In Section 3, we obtain the

adjustment coefficient equation and the formula of ruin probability. Then we present the effect of the related parameters on the adjustment coefficient. In Section 4, using the martingale method, the time when the surplus reaches a level firstly is considered, and the expectation and its variance are obtained. Numerical illustrations are also given.

2. The Risk Model

Definition 1 (see [10]). A distribution is said to be Poisson-Geometric distributed, denoted by $PG(\lambda, \rho)$, if its generating function is

$$\exp \left\{ \frac{\lambda(t-1)}{1-\rho t} \right\}, \quad (2)$$

where $\lambda > 0$, $0 \leq \rho < 1$. Note that if $\rho = 0$, then the Poisson-Geometric distribution degenerates into Poisson distribution.

Definition 2 (see [10]). Let $\lambda > 0$ and $0 \leq \rho < 1$, then $\{N(t), t \geq 0\}$ is said to be a Poisson-Geometric process with parameters λ, ρ if it satisfies

- (1) $N(0) = 0$;
- (2) $\{N(t), t \geq 0\}$ has stationary and independent increments;
- (3) for all $t > 0$, $N(t)$ is a Poisson-Geometric distributed with parameters λ, ρ , and $E[N(t)] = \lambda t / (1 - \rho)$, $\text{Var}[N(t)] = \lambda t (1 + \rho) / (1 - \rho)^2$.

The corresponding moment generating function of $N(t)$ is $M_{N(t)}(r) = \exp[\lambda t (e^r - 1) / (1 - \rho e^r)]$.

Then the double Poisson-Geometric risk model with interference is defined as

$$U(t) = u + cN_2(t) - \sum_{k=1}^{N_3(t)} Y_k + \sigma W(t), \quad (3)$$

where $N_2(t)$ is the number of premium up to time t and follows a Poisson-Geometric distribution with parameters λ_2 and ρ_2 ; $N_3(t)$ is the number of claims up to time t and follows a Poisson-Geometric distribution with parameters λ_3 and ρ_3 . $W(t)$ is the standard Brownian motion and σ is a constant, representing the diffusion volatility parameters. Throughout this paper, we assume that $N_2(t)$, $N_3(t)$, $W(t)$, and $\{Y_k\}$ are mutually independent.

In order to ensure the insurance company's stable operation, we assume

$$E \left[cN_2(t) - \sum_{k=1}^{N_3(t)} Y_k + \sigma W(t) \right] > 0, \quad (4)$$

which implies

$$\frac{\lambda_2 c}{1 - \rho_2} - \frac{\lambda_3 \mu_Y}{1 - \rho_3} > 0. \quad (5)$$

Let

$$\frac{\lambda_2 c}{1 - \rho_2} = (1 + \theta) \frac{\lambda_3 \mu_Y}{1 - \rho_3}. \quad (6)$$

Then $\theta > 0$ is the relative security loading factor.

For the risk model (3), the time to ruin, denoted by T , is defined as

$$T = \inf \{t \geq 0 \mid U(t) < 0\}. \quad (7)$$

And define the ruin probability with an initial surplus $u > 0$ by $\psi(u)$, namely,

$$\psi(u) = \Pr(T < \infty \mid U(0) = u). \quad (8)$$

3. The Ruin Probability

Define the profits process by $\{S(t); t \geq 0\}$; that is,

$$S(t) = cN_2(t) - \sum_{k=1}^{N_3(t)} Y_k + \sigma W(t). \quad (9)$$

Obviously we have

$$\begin{aligned} E[S(t)] &= \left[\frac{\lambda_2 c}{1 - \rho_2} - \frac{\lambda_3 \mu_Y}{1 - \rho_3} \right] t, \\ \text{Var}[S(t)] &= c^2 \text{Var}[N_2(t)] + \text{Var}[N_3(t)] \cdot E^2[Y_k] \\ &\quad + E[N_3(t)] \cdot \text{Var}[Y_k] + \sigma^2 \text{Var}[W(t)] \\ &= \left[\frac{\lambda_2 c^2 (1 + \rho_2)}{(1 - \rho_2)^2} + \frac{\lambda_3 (1 + \rho_3) \mu_Y^2}{(1 - \rho_3)^2} \right. \\ &\quad \left. + \frac{\lambda_3 \sigma_Y^2}{1 - \rho_3} + \sigma^2 \right] t. \end{aligned} \quad (10)$$

Let

$$\begin{aligned} \alpha &= \frac{\lambda_2 c}{1 - \rho_2} - \frac{\lambda_3 \mu_Y}{1 - \rho_3}, \\ \beta &= \frac{\lambda_2 c^2 (1 + \rho_2)}{(1 - \rho_2)^2} + \frac{\lambda_3 (1 + \rho_3) \mu_Y^2}{(1 - \rho_3)^2} + \frac{\lambda_3 \sigma_Y^2}{1 - \rho_3} + \sigma^2. \end{aligned} \quad (11)$$

Then

$$\begin{aligned} E[S(t)] &= \alpha t, \\ \text{Var}[S(t)] &= \beta t. \end{aligned} \quad (12)$$

Lemma 3. *The profits process $\{S(t); t \geq 0\}$ has the following properties:*

- (1) $S(0) = 0$;
- (2) $\{S(t); t \geq 0\}$ has stationary and independent increments.

Theorem 4. *For the profits process $\{S(t); t \geq 0\}$, there is a function $g(r)$ such that*

$$E[e^{-rS(t)}] = e^{tg(r)}. \quad (13)$$

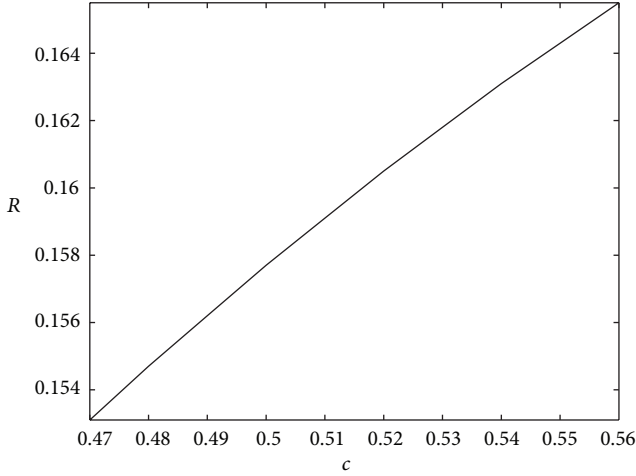


FIGURE 1: The impact of c on R .

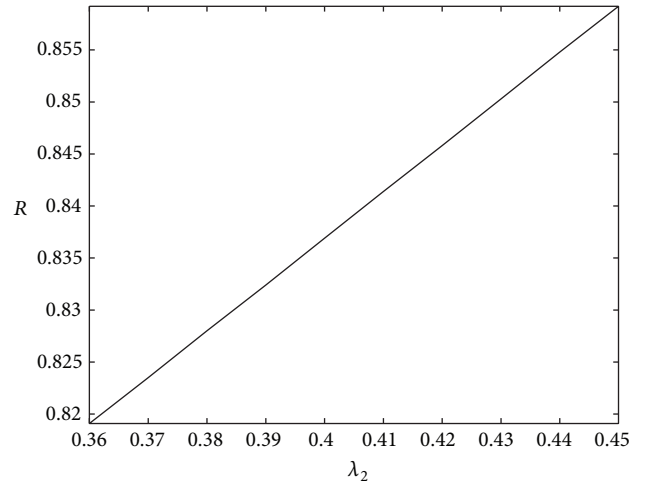


FIGURE 2: The impact of λ_2 on R .

Proof. Consider

$$\begin{aligned}
 E[e^{-rS(t)}] &= E\{\exp[-rcN_2(t)]\} \cdot E \\
 &\times \left\{ \exp\left[r \sum_{k=1}^{N_2(t)} Y_k\right] \right\} \cdot E\{\exp[-r\sigma W(t)]\} \\
 &= \exp\left\{t \left[\frac{\lambda_2(e^{-rc} - 1)}{1 - \rho_2 e^{-rc}} \right. \right. \\
 &\quad \left. \left. + \lambda_3 \frac{M_Y(r) - 1}{1 - \rho_3 M_Y(r)} + \frac{1}{2} \sigma^2 r^2 \right] \right\}.
 \end{aligned} \tag{14}$$

Let

$$g(r) = \frac{\lambda_2(e^{-rc} - 1)}{1 - \rho_2 e^{-rc}} + \lambda_3 \frac{M_Y(r) - 1}{1 - \rho_3 M_Y(r)} + \frac{1}{2} \sigma^2 r^2. \tag{15}$$

Then we obtain (13). \square

Theorem 5. Equation

$$g(r) = 0 \tag{16}$$

has a unique positive solution $r = R > 0$, and (16) is said to be an adjustment coefficient equation of the risk model (3) and $R > 0$ is said to be an adjustment coefficient.

Proof. From (15), we have $g(0) = 0$, and since

$$\begin{aligned}
 g'(r) &= \frac{c\lambda_2 e^{-rc}(\rho_2 - 1)}{(1 - \rho_2 e^{-rc})^2} + \frac{\lambda_3(1 - \rho_3)E[Ye^{rY}]}{(1 - \rho_3 M_Y(r))^2} + \sigma^2 r, \\
 g''(r) &= \frac{c^2 \lambda_2 e^{-rc}(1 - \rho_2)(1 + \rho_2 e^{-rc})}{(1 - \rho_2 e^{-rc})^3} \\
 &+ \frac{\lambda_3(1 - \rho_3)[1 - \rho_3 M_Y(r)]}{[1 - \rho_3 M_Y(r)]^4} \\
 &\times \left\{ (1 - \rho_3 M_Y(r))E[Y^2 e^{rY}] + 2\rho[E(Ye^{rY})]^2 \right\} + \sigma^2,
 \end{aligned} \tag{17}$$

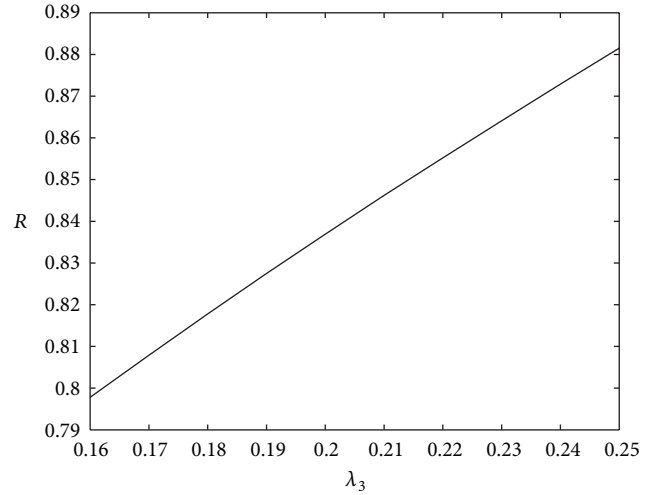


FIGURE 3: The impact of λ_3 on R .

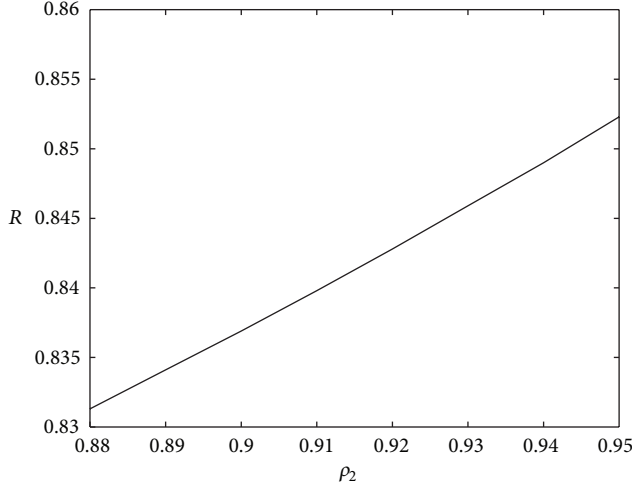
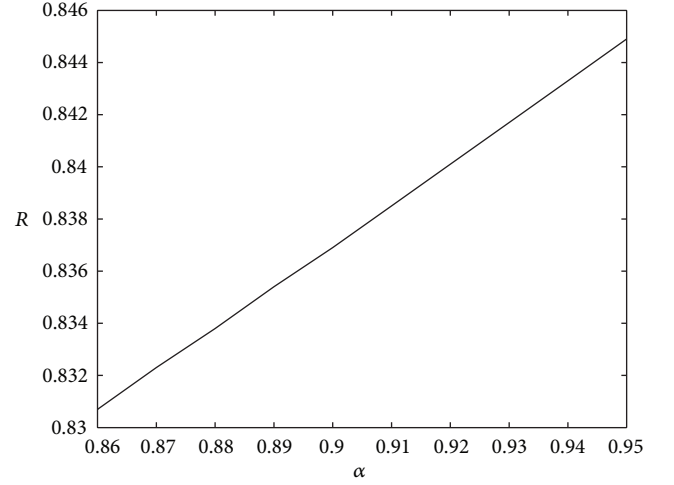
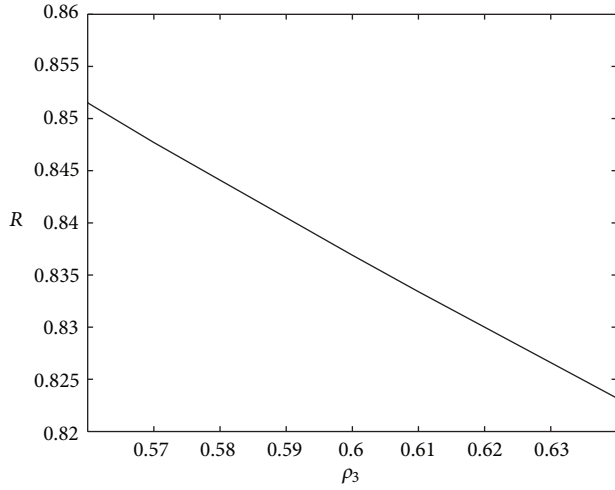
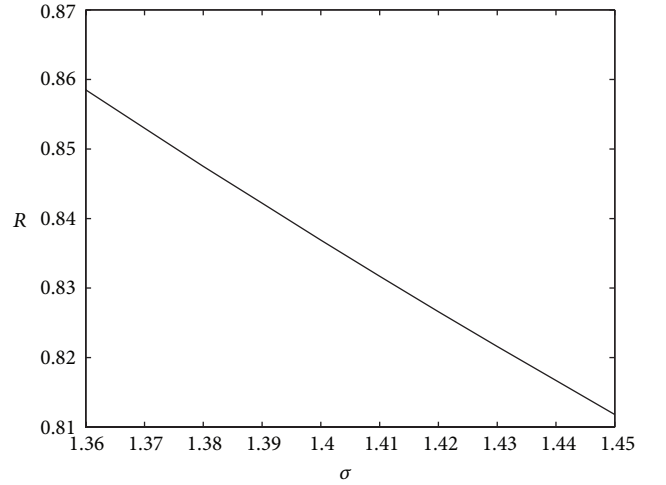
which imply

$$g'(0) = -\frac{\lambda_2 c}{1 - \rho_2} + \frac{\lambda_3 \mu_Y}{1 - \rho_3} = -\theta \frac{\lambda_3 \mu_Y}{1 - \rho_3} < 0. \tag{18}$$

It is easy to see that the moment generating function $M_Y(r)$ is an increasing function. Due to $0 < \rho_3 < 1$, there exists an r_1 such that $M_Y(r_1) = 1/\rho_3$; that is, $1 - \rho_3 M_Y(r) > 0$ when $0 < r < r_1$. So when $0 < r < r_1$, $g''(r) > 0$ and $g(r)$ is a convex function with $\lim_{r \rightarrow +\infty} g(r) = +\infty$. Then it can be shown that $g(r)$ has a unique positive solution on $(0, +\infty)$. \square

Example 6. Suppose $c = 0.5$, $\lambda_2 = 0.4$, $\lambda_3 = 0.2$, $\rho_2 = 0.9$, and $\rho_3 = 0.6$, $\alpha = 0.9$, $\sigma = 1.4$. By (16), we obtain the adjustment coefficient $R = 0.158$. Moreover, we give the effect of related parameters on adjustment coefficient R ; see Figures 1, 2, 3, 4, 5, 6, and 7.

For the profits process $\{S(t); t \geq 0\}$, let $F_t^s = \sigma\{S(v); v \leq t\}$.

FIGURE 4: The impact of ρ_2 on R .FIGURE 6: The impact of α on R .FIGURE 5: The impact of ρ_3 on R .FIGURE 7: The impact of σ on R .

Theorem 7. $\{H_u(t); F_t^s; t \geq 0\}$ is a martingale, where $H_u(t) = e^{-r(u+S(t))} / e^{tg(r)}$.

Proof. Consider

$$\begin{aligned}
 E[H_u(t) | F_v^s] &= E\left[\frac{e^{-r(u+S(t))}}{e^{tg(r)}} \mid F_v^s\right] \\
 &= E\left[\frac{e^{-r(u+S(v))} e^{-r(S(t)-S(v))}}{e^{vg(r)} e^{(t-v)g(r)}} \mid F_v^s\right] \quad (19) \\
 &= H_u(v) E\left[\frac{e^{-r(S(t)-S(v))}}{e^{(t-v)g(r)}} \mid F_v^s\right] \\
 &= H_u(v). \quad \square
 \end{aligned}$$

Theorem 8. If r and s satisfy the equation $g(r) = s$, then the surplus $\{e^{-rS(t)-ts}; t \geq 0\}$ is a martingale.

Proof. Consider

$$\begin{aligned}
 E[e^{-rS(t)-ts} \mid F_v^s] &= E[e^{-rS(t)-tg(r)} \mid F_v^s] \\
 &= E[e^{-rS(v)-tg(r)-r[S(t)-S(v)]-(t-v)g(r)} \mid F_v^s] \\
 &= e^{-rS(v)-tg(r)} \cdot E[e^{-r[S(t)-S(v)]-(t-v)g(r)} \mid F_v^s] \\
 &= e^{-rS(v)-ts}. \quad (20)
 \end{aligned}$$

□

Lemma 9. The ruin time T is the stopping time of F_t^s .

Theorem 10. For for all r , the ultimate ruin probability satisfies

$$\psi(u) \leq e^{-ru} B(r), \quad (21)$$

where $B(r) = E[\sup_{t \geq 0} \{\exp[tg(r)]\}]$.

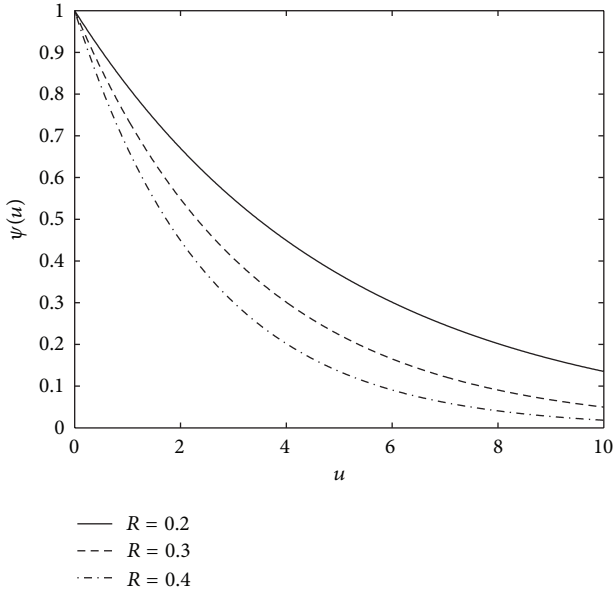


FIGURE 8: The impact of R on ruin probability $\psi(u)$.

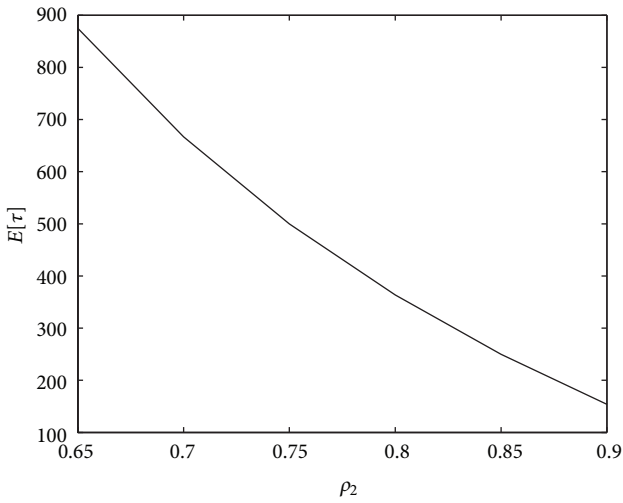


FIGURE 9: The impact of ρ_2 on $E[\tau]$.

Proof. For a fixed time t_0 , $t_0 \wedge T$ is a bounded stopping time; using the theorem of martingale and stopping time, we have

$$\begin{aligned}
 e^{-ru} &= E[H_u(0)] = E[H_u(T \wedge t_0)] \\
 &= E[H_u(T) | T \leq t_0] \Pr(T \leq t_0) \\
 &\quad + E[H_u(t) | T > t_0] \Pr(T > t_0) \\
 &\geq E[H_u(T) | T \leq t_0] \Pr(T \leq t_0),
 \end{aligned}
 \tag{22}$$

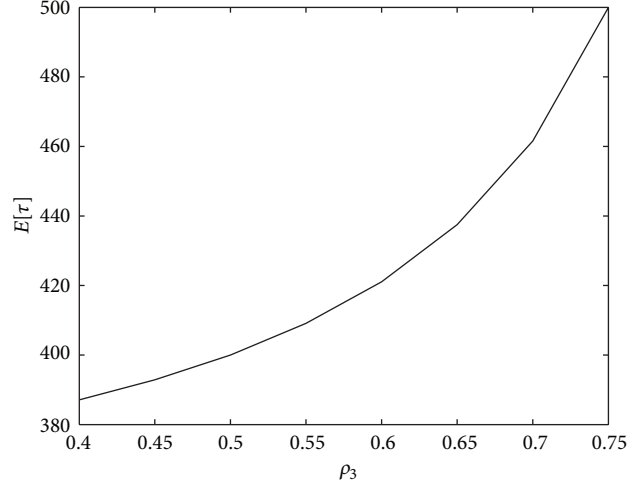


FIGURE 10: The impact of ρ_3 on $E[\tau]$.

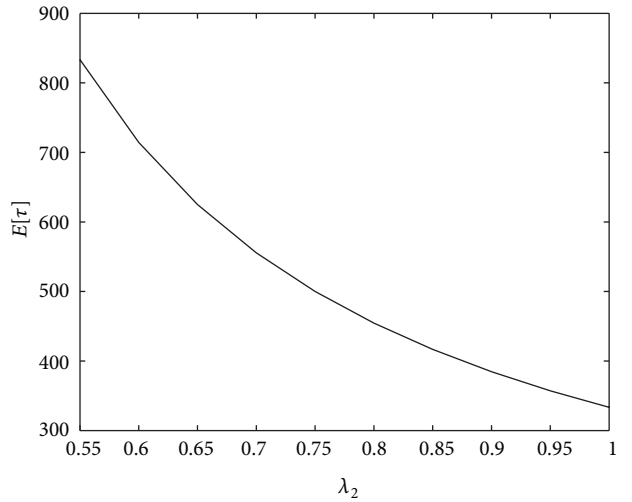


FIGURE 11: The impact of λ_2 on $E[\tau]$.

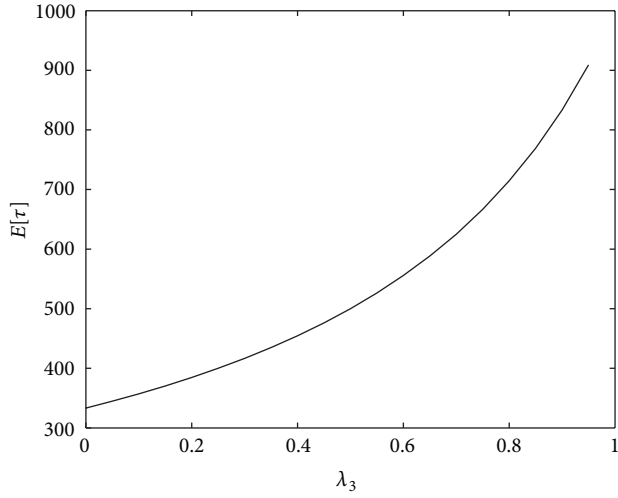
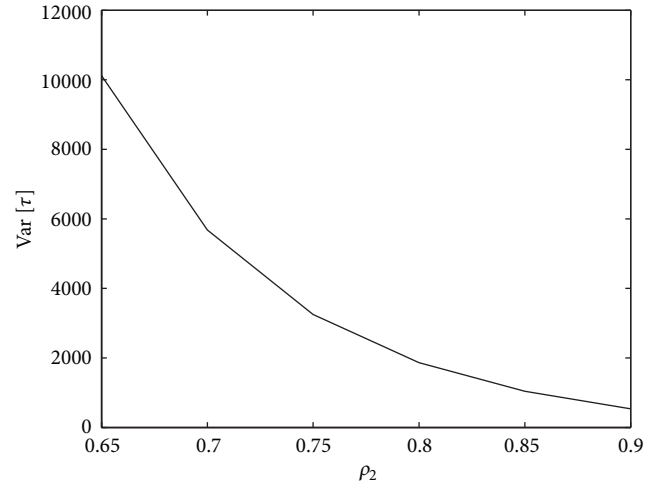
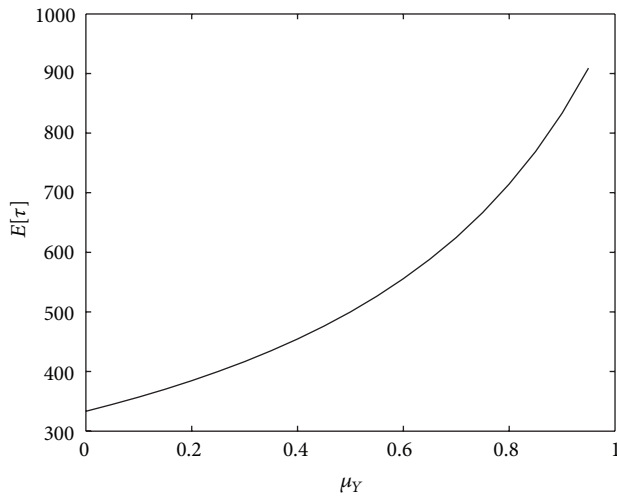
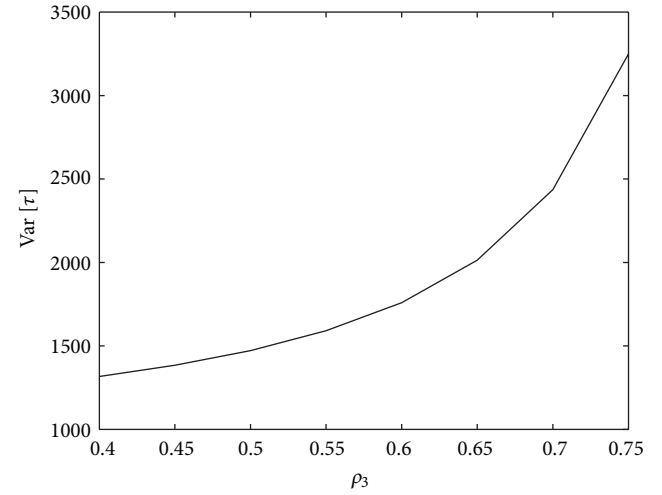
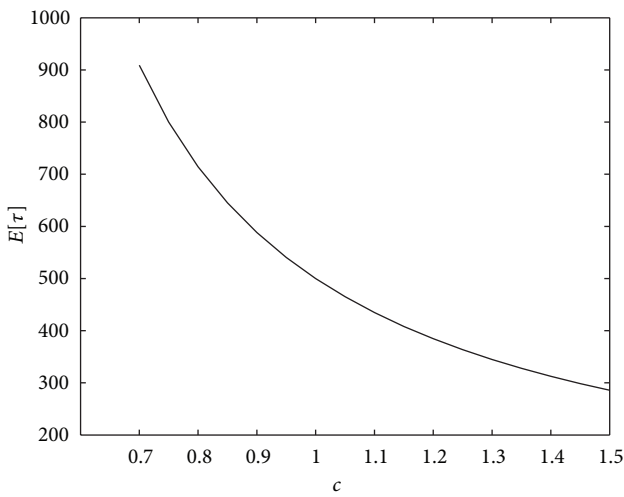
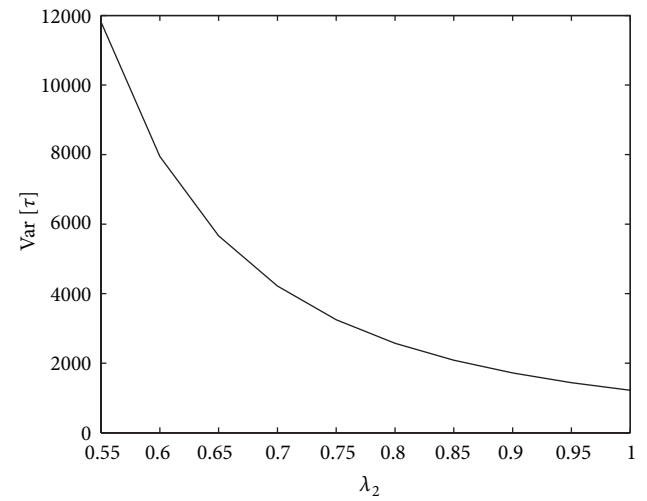
which implies

$$\begin{aligned}
 \Pr(T \leq t_0) &= \frac{e^{-ru}}{E[H_u(T) | T < t_0]} \leq \frac{e^{-ru}}{\inf_{0 \leq t \leq t_0} \exp[-tg(r)]} \\
 &= e^{-ru} \sup_{0 \leq t \leq t_0} \{ \exp[tg(r)] \},
 \end{aligned}
 \tag{23}$$

by expectation on both sides of (23), and letting $t_0 \rightarrow +\infty$, we can obtain (21). \square

Theorem 11. The probability of the risk model (3) is

$$\psi(u) = \frac{e^{-Ru}}{E[e^{-RU(T)} | T < \infty]}.
 \tag{24}$$

FIGURE 12: The impact of λ_3 on $E[\tau]$.FIGURE 15: The impact of ρ_2 on $\text{Var}[\tau]$.FIGURE 13: The impact of μ_Y on $E[\tau]$.FIGURE 16: The impact of ρ_3 on $\text{Var}[\tau]$.FIGURE 14: The impact of c on $E[\tau]$.FIGURE 17: The impact of λ_2 on $\text{Var}[\tau]$.

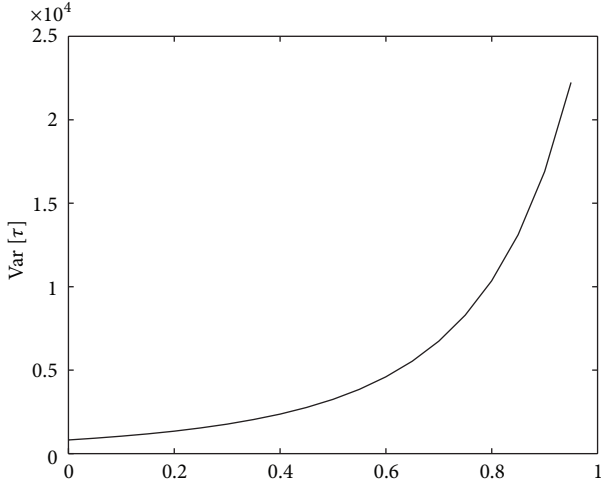


FIGURE 18: The impact of λ_3 on $\text{Var}[\tau]$.

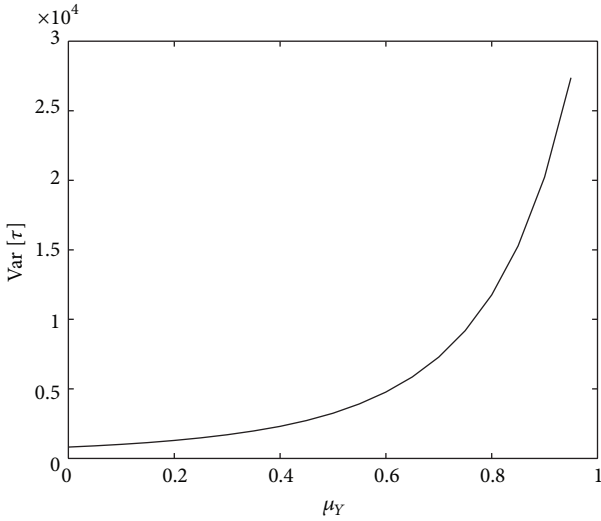


FIGURE 19: The impact of μ_Y on $\text{Var}[\tau]$.

Proof. T is a ruin time and for a fixed time t_0 , $T_u \wedge t_0$ is a bounded stopping time. Using the theorem of martingale and stopping time, we have

$$\begin{aligned} e^{-ru} &= H_u(0) = E[H_u(T \wedge t_0)] \\ &= E[H_u(T \wedge t_0) | T \leq t_0] \Pr(T \leq t_0) \\ &\quad + E[H_u(T \wedge t_0) | T > t_0] \Pr(T > t_0). \end{aligned} \tag{25}$$

Let $r = R$, we have

$$\begin{aligned} e^{-Ru} &= E[e^{-RU(T)} | T \leq t_0] \Pr(T \leq t_0) \\ &\quad + E[e^{-RU(T)} | T > t_0] \Pr(T > t_0). \end{aligned} \tag{26}$$

If $I(A)$ is an indicator function of the event A , we get

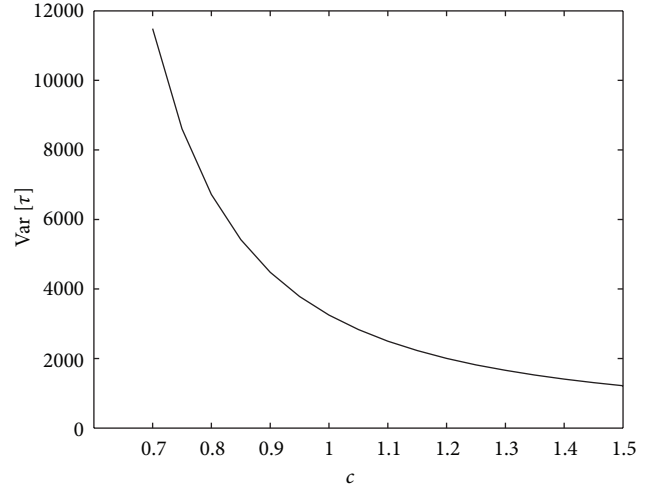


FIGURE 20: The impact of c on $\text{Var}[\tau]$.

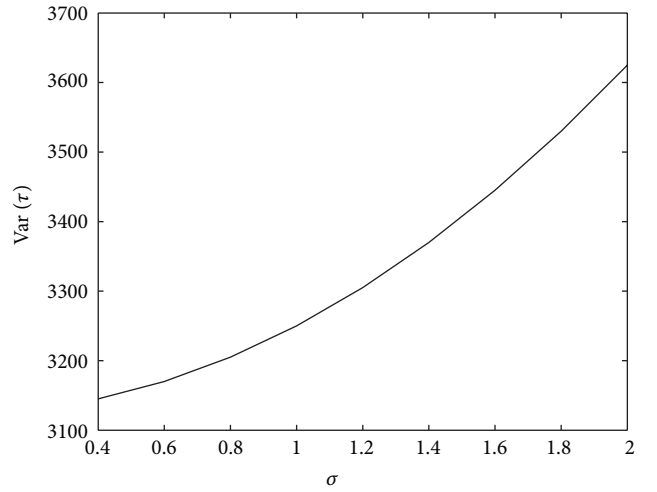


FIGURE 21: The impact of σ on $\text{Var}[\tau]$.

$$\begin{aligned} 0 &\leq E[e^{-RU(T)} | T > t_0] \Pr(T > t_0) \\ &= E[e^{-RU(T)} I(T > t_0)] \leq E[e^{-RU(t_0)} I(U(t_0) \geq 0)]. \end{aligned} \tag{27}$$

Since

$$0 \leq e^{-RU(t_0)} I(U(t_0) \geq 0) \leq 1, \tag{28}$$

by the law of large numbers, when $t_0 \rightarrow \infty$, $U(t_0) \rightarrow \infty$ (a.s.). By dominated convergence theorem, we have

$$\lim_{t_0 \rightarrow \infty} E[e^{-RU(T)} | T > t_0] \Pr(T > t_0) = 0, \quad (\text{a.s.}) \tag{29}$$

Then when $t_0 \rightarrow \infty$ in (26), we can obtain (24). \square

Corollary 12. Consider

$$\psi(u) \leq e^{-Ru}. \tag{30}$$

Example 13. Suppose $R = 0.2$, $R = 0.3$, and $R = 0.4$. By (30), we give the effect of adjustment coefficient R on the upper bound of the ruin probability; see Figure 8.

4. The Time to Reach a Given Level

Let

$$\tau = \inf \{t \geq 0 \mid U(t) = x\}. \tag{31}$$

Then τ is the time when the surplus reaches a given level firstly.

Theorem 14. *The Laplace transform of τ is*

$$E[e^{-s\tau}] = e^{rx}, \tag{32}$$

where r and s satisfy

$$g(r) = s. \tag{33}$$

Proof. For the surplus process $\{U(t); t \geq 0\}$, using the theorem of martingale and stopping time, we see that τ is a stopping time of F_t^s . Let $Q(t) = e^{-rU(t)-ts}$. By Theorem 8, the surplus process $\{Q(t); t \geq 0\}$ is a martingale; hence, we have

$$E[Q(\tau)] = E[Q(0)], \tag{34}$$

implying that

$$E[e^{-rU(t)-ts}] = 1. \tag{35}$$

Since $U(t) = x$, so we get

$$E[e^{-s\tau}] = e^{rx}. \tag{36}$$

□

Theorem 15. *The expectation and variance of τ satisfy*

$$E[\tau] = \frac{x}{\alpha}, \tag{37}$$

$$\text{Var}[\tau] = \frac{x\beta}{\alpha^3}.$$

Proof. Let $\varphi(s) = \ln E[e^{-s\tau}]$. Using Theorem 11, we have $\varphi(s) = rx$. Then

$$\begin{aligned} \frac{d\varphi(s)}{ds} &= \frac{d\varphi(s)}{dr} \cdot \frac{dr}{ds} = \frac{d\varphi(s)}{dr} \cdot \frac{1}{dg(r)/dr} = \frac{x}{g'(r)}, \\ \frac{d^2\varphi(s)}{ds^2} &= \frac{d\varphi'(s)}{ds} = \frac{d\varphi'(s)}{dr} \cdot \frac{dr}{ds} = \frac{d\varphi'(s)}{dr} \cdot \frac{1}{dg(r)/dr} \\ &= -\frac{xg''(r)}{[g'(r)]^2} \cdot \frac{1}{g'(r)} = -\frac{xg''(r)}{[g'(r)]^3}. \end{aligned} \tag{38}$$

Let $s = r = 0$. We have

$$E[\tau] = -\left. \frac{d\varphi(s)}{ds} \right|_{s=0} = -\frac{x}{g'(0)} = \frac{x}{\alpha}, \tag{39}$$

$$\text{Var}[\tau] = -\left. \frac{d^2\varphi(s)}{ds^2} \right|_{s=r=0} = \frac{x\beta}{\alpha^3}.$$

□

Example 16. Suppose $\rho_2 = 0.75, \rho_3 = 0.75, \lambda_2 = 0.75, \lambda_3 = 0.5, \mu_Y = 0.5, \sigma_Y = 0.5, \sigma = 1$, and $c = 1$. By (37), we give the effect of related parameters on $E[\tau]$ and $\text{Var}[\tau]$; see Figures 9, 10, 11, 12, 13, 14, 15, 16, 17, 18, 19, 20, and 21.

Acknowledgments

Y. Huang thanks the three anonymous referees for the thoughtful comments and suggestions that greatly improved the presentation of this paper. This work was supported by the National Natural Science Foundation of China (Grant no. 11171187, Grant no. 10921101), National Basic Research Program of China (973 Program, Grant no. 2007CB814906), Natural Science Foundation of Shandong Province (Grant no. ZR2012AQ013, Grant no. ZR2010GL013), Humanities and Social Sciences Project of the Ministry Education of China (Grant no. 10YJC630092, Grant no. 09YJC910004), and 2013 Major Project Cultivation Plan of Shandong Jiaotong University.

References

- [1] J. Grandell, *Aspects of Risk Theory*, Springer, New York, NY, USA, 1991.
- [2] H. U. Gerber, *An Introduction to Mathematical Risk Theory*, vol. 8 of S.S. Heubner Foundation Monograph Series, Heubner Foundation, Philadelphia, Pa, USA, 1979.
- [3] S. Asmussen, *Ruin Probabilities*, vol. 2, World Scientific Publishing Co. Inc., River Edge, NJ, USA, 2000.
- [4] Y. Lu and S. Li, "On the probability of ruin in a Markov-modulated risk model," *Insurance: Mathematics & Economics*, vol. 37, no. 3, pp. 522–532, 2005.
- [5] J. Tan and X. Yang, "The compound binomial model with a constant dividend barrier and periodically paid dividends," *Journal of Systems Science & Complexity*, vol. 25, no. 1, pp. 167–177, 2012.
- [6] P. Vellaisamy and N. S. Upadhye, "On the sums of compound negative binomial and gamma random variables," *Journal of Applied Probability*, vol. 46, no. 1, pp. 272–283, 2009.
- [7] H. Cossette, D. Landriault, and E. Marceau, "Ruin probabilities in the compound Markov binomial model," *Scandinavian Actuarial Journal*, no. 4, pp. 301–323, 2003.
- [8] H. Yang and Z. M. Zhang, "Gerber-Shiu discounted penalty function in a Sparre Andersen model with multi-layer dividend strategy," *Insurance: Mathematics and Economics*, vol. 42, no. 3, pp. 984–991, 2008.
- [9] I. Czarna and Z. Palmowski, "Ruin probability with Parisian delay for a spectrally negative Lévy risk process," *Journal of Applied Probability*, vol. 48, no. 4, pp. 984–1002, 2011.
- [10] Z. C. Mao and J. E. Liu, "A risk model and ruin probability with a compound Poisson-geometric process," *Acta Mathematicae Applicatae Sinica*, vol. 28, no. 3, pp. 419–428, 2005.
- [11] Z. C. Mao and J. E. Liu, "The expression of ruin probability under claim numbers with compound Poisson-Geometric process," *Chinese Journal of Management Science*, vol. 15, no. 5, pp. 23–28, 2007.
- [12] J. D. Liao, R. Z. Gong, Z. M. Liu, and J. Z. Zou, "The Geber-Shiu discounted penalty function in the Poisson geometric risk model," *Acta Mathematicae Applicatae Sinica*, vol. 30, no. 6, pp. 1076–1085, 2007.
- [13] X. Lin and N. Li, "Ruin probability, optimal investment and reinsurance strategy for an insurer with compound Poisson-geometric risk process," *Mathematica Applicata. Yingyong Shuxue*, vol. 24, no. 1, pp. 174–180, 2011.



Hindawi

Submit your manuscripts at
<http://www.hindawi.com>

