

*Research Article*

# **Histogram Modification and Wavelet Transform for High Performance Watermarking**

**Ying-Shen Juang,<sup>1</sup> Lu-Ting Ko,<sup>2</sup> Jwu-E Chen,<sup>2</sup> Yaw-Shih Shieh,<sup>3</sup>  
Tze-Yun Sung,<sup>3</sup> and Hsi Chin Hsin<sup>4</sup>**

<sup>1</sup> Department of Business Administration, Chung Hua University, Hsinchu 30012, Taiwan

<sup>2</sup> Department of Electrical Engineering, National Central University, Chungli 32001, Taiwan

<sup>3</sup> Department of Electronics Engineering, Chung Hua University, Hsinchu 30012, Taiwan

<sup>4</sup> Department of Computer Science and Information Engineering, National United University, Miaoli 36003, Taiwan

Correspondence should be addressed to Tze-Yun Sung, bobsung@chu.edu.tw

Received 15 September 2012; Accepted 16 October 2012

Academic Editor: Sheng-yong Chen

Copyright © 2012 Ying-Shen Juang et al. This is an open access article distributed under the Creative Commons Attribution License, which permits unrestricted use, distribution, and reproduction in any medium, provided the original work is properly cited.

This paper proposes a reversible watermarking technique for natural images. According to the similarity of neighbor coefficients' values in wavelet domain, most differences between two adjacent pixels are close to zero. The histogram is built based on these difference statistics. As more peak points can be used for secret data hiding, the hiding capacity is improved compared with those conventional methods. Moreover, as the differences concentricity around zero is improved, the transparency of the host image can be increased. Experimental results and comparison show that the proposed method has both advantages in hiding capacity and transparency.

## **1. Introduction**

Digital watermarking is a technique to embed imperceptible, important data called watermark into the host image for the purpose of copyright protection, integrity check, and/or access control [1–9]. However, it might cause the distortion problem regarding the recovery of the original host image. In order to protect the host image from being distorted, a reversible watermarking technique has been reported in the literature. The reversible watermarking technique does not only hide the secret data but also the host image that can be exactly reconstructed in a decoder. Therefore, it can be used in those applications where the host images, such as medical images, military maps, and remote sensing images, must be completely recovered [10–14].

Recent reversible watermarking techniques can be divided into spatial domain, transform domain, and compressed domain methods. In spatial domain based methods [15–19], the secret data is embedded by pixels' value modification. In the transform domain methods [20, 21], reversible-guaranteed transforms, such as integer discrete cosine transform and integer wavelet transform, are exploited and data embedding is depending on coefficient modulation. In the compressed domain methods [22, 23], image compression techniques like vector quantization and block truncation coding are involved.

Most spatial domain reversible watermarking techniques are developed based on three principles, they are difference expansion [15, 16] and histogram modification [17–19, 24]. Zhao et al. proposed a reversible data hiding based on multilevel histogram modification [19]. In this scheme, the inverse "S" order is adopted to scan the image pixels for difference generation. The embedding capacity is determined by two factors, the embedding level and the number of histogram bins around 0. However, with a better pixel scan path can provide a higher capacity with the embedding level not changing.

Wavelet transform provides an efficient multiresolution representation with various desirable properties such as subband decompositions with orientation selectivity and joint space-spatial frequency localization. In wavelet domain, the higher detailed information of a signal is projected onto the shorter basis function with higher spatial resolution; the lower detailed information is projected onto the larger basis function with higher spectral resolution. This matches the characteristics of a better situation for scanning the image pixels for difference generation [25, 26].

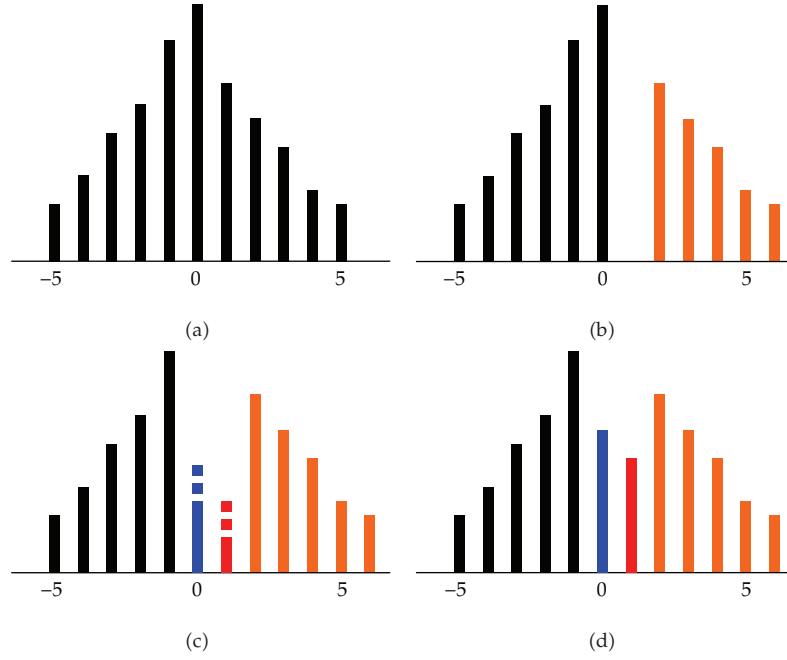
In this paper, we propose a reversible watermarking technique based on histogram modification and discrete wavelet transform. The remainder of the paper proceeds as follows. In Section 2, the reversible watermarking based on histogram modification is reviewed briefly. Section 3 describes the reversible watermarking based on histogram modification and discrete wavelet transform. Experimental results and comparison are presented in Section 4. Finally, conclusion is given in Section 5.

## 2. Histogram Modification for Reversible Watermarking

Zhao et al. proposed a reversible data hiding based on histogram modification in [19]. In this scheme, the inverse "S" order is adopted to scan the image pixels for difference generation. The integer parameter called embedding level EL ( $EL \geq 0$ ) controls the hiding capacity and transparency of the marked image. A higher EL indicates that more watermark can be embedded but leads more distortion to a watermarked image.

The data embedding process of  $EL = 0$  is as follows, and the histogram modification strategy is shown in Figure 1. First, the image is inverse "S" scanned and the difference histogram is constructed. Next, the histogram shifting is performed. The secret bit "1" can be hidden by changing the difference of the pixel value from 0 to 1, and the "0" is hidden by keeping the difference of the pixel value not changed. Each marked pixel can be produced by its left neighbor subtracting the modified difference. Finally, rearrange these marked pixels to produce the watermarked image.

The process of data extraction and image recovery is as follows. The watermarked image is also inverse "S" scanned into a sequence first. As the first pixel value is not changed during embedding, we have the first pixel value. Second, the difference of the first pixel value and second pixel value can be obtained. If the difference is 0, one bit watermark "0" is extracted. If the difference is 1, one bit watermark "1" is extracted and the original difference is 0. Thus the original pixel associated with the difference can be obtained. If the difference



**Figure 1:** The histogram modification strategy: (a) the original histogram and (b) the histogram shifting: shift bins larger than 0 rightward (orange bins). (c) Secret data embedding: embed secret data “0” by keeping the difference of the pixel value not changed (blue bin) and embed secret data “1” by changing the difference of the pixel value from 0 to 1 (red bin). (d) The modified histogram.

is larger than 1, subtract 1 from the difference and recover the original pixel. Repeat these operations for the remained watermarked sequence and all the host pixels are recovered. Finally, rearrange these recovered pixels to produce the original host image.

The embedding capacity is determined by two factors, the embedding level and the number of histogram bins around 0. As mentioned before, a higher EL indicates that more watermark can be embedded, but leads more distortion to a watermarked image. However, with a better pixel scan path can provide a higher capacity with the embedding level not changing. Thus, we proposed an appropriate method to reach a higher capacity with embedding level  $EL = 0$ .

### 3. The Proposed Method

In this section, we proposed a novel reversible data hiding based on histogram modification and discrete wavelet transform. According to the similarity of neighbor coefficients' values in wavelet domain, most differences between two adjacent pixels are close to zero. The histogram is built based on these difference statistics. As more peak points can be used for secret data hiding, the hiding capacity is improved compared with those conventional methods.

#### 3.1. Discrete Wavelet Transform

Discrete wavelet transform (DWT) provides an efficient multiresolution analysis for signals, specifically, any finite energy signal  $f(x)$  can be written by

$$f(x) = \sum_n S_J(n) \phi_{Jn}(x) + \sum_{\ell \leq J} \sum_n D_\ell(n) \psi_{\ell n}(x), \quad (3.1)$$

where  $\ell$  denotes the resolution index with larger values meaning coarser resolutions,  $n$  is the translation index,  $\psi(x)$  is a mother wavelet,  $\phi(x)$  is the corresponding scaling function,  $\psi_{\ell n}(x) = 2^{-\ell/2}\psi(2^{-\ell}x - n)$ ,  $\phi_{\ell n}(x) = 2^{-\ell/2}\phi(2^{-\ell}x - n)$ ,  $S_{\ell}(n)$  is the scaling coefficient representing the approximation information of  $f(x)$  at the coarsest resolution  $2^{\ell}$ , and  $D_{\ell}(n)$  is the wavelet coefficient representing the detail information of  $f(x)$  at resolution  $2^{\ell}$ . Coefficients  $S_{\ell}(n)$  and  $D_{\ell}(n)$  can be obtained from the scaling coefficient  $S_{\ell-1}(n)$  at the next finer resolution  $2^{\ell-1}$  by using 1-level DWT, which is given by

$$\begin{aligned} S_{\ell}(n) &= \sum_k S_{\ell-1}(k)h(2n - k), \\ D_{\ell}(n) &= \sum_k S_{\ell-1}(k)g(2n - k), \end{aligned} \quad (3.2)$$

where  $h(n) = \langle \phi, \phi_{-1,-n} \rangle$ ,  $g(n) = \langle \psi, \phi_{-1,-n} \rangle$ , and  $\langle \cdot, \cdot \rangle$  denote the inner product. It is noted that  $h(n)$  and  $g(n)$  are the corresponding low-pass filter and high-pass filter, respectively. Moreover,  $S_{\ell-1}(n)$  can be reconstructed from  $S_{\ell}(n)$  and  $D_{\ell}(n)$  by using the inverse DWT, which is given by

$$S_{\ell-1}(n) = \sum_k S_{\ell}(k)\tilde{h}(n - 2k) + \sum_k D_{\ell}(k)\tilde{g}(n - 2k), \quad (3.3)$$

where  $\tilde{h}(n) = h(-n)$  and  $\tilde{g}(n) = g(-n)$ .

For image applications, 2D DWT can be obtained by using the tensor product of 1D DWT. Among wavelets, Haar's wavelet is the simplest one, which has been widely used for many applications. The low-pass filter and high-pass filter of Haar's wavelet are as follows

$$\begin{aligned} h(0) &= 0.5; & h(1) &= 0.5, \\ g(0) &= 0.5; & g(1) &= -0.5. \end{aligned} \quad (3.4)$$

Figures 2 and 3 show the row decomposition and the column decomposition using Haar's wavelet, respectively. Notice that the column decomposition may follow the row decomposition, or vice versa, in 2D DWT.

As a result, 2D DWT with Haar's wavelet is as follows:

$$\begin{aligned} LL &= \frac{A + B + C + D}{4}, \\ LH &= \frac{A + B - C - D}{4}, \\ HL &= \frac{A - B + C - D}{4}, \\ HH &= \frac{A - B - C + D}{4}, \end{aligned} \quad (3.5)$$

where  $A, B, C$ , and  $D$  are pixels values, and  $LL, LH, HL$ , and  $HH$  denote the approximation, detail information in the horizontal, and vertical and diagonal orientations, respectively, of the input image. Figure 4 shows 1-level, 2D DWT using Haar's wavelet.

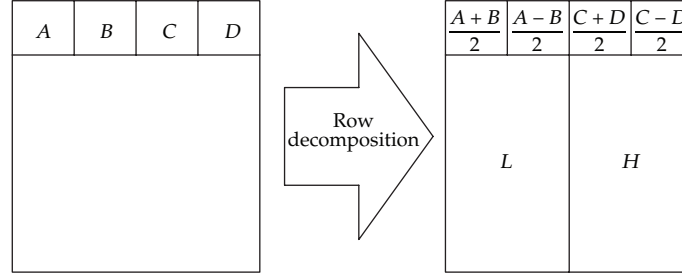


Figure 2: The row decomposition using Haar's wavelet ( $A, B, C,$  and  $D$  are pixels values).

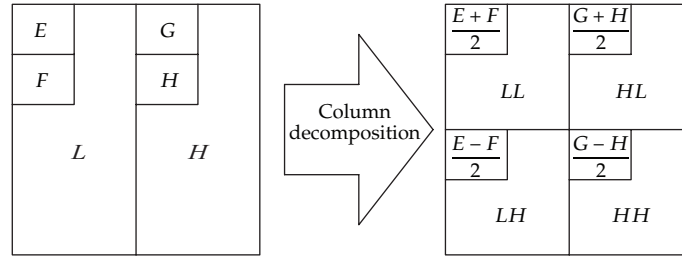


Figure 3: The column decomposition using Haar's wavelet ( $E, F, G,$  and  $H$  are pixel values).

The  $LL$  subband of an image can be further decomposed into four subbands:  $LLLL$ ,  $LLLH$ ,  $LLHL$ , and  $LLHH$  at the next coarser resolution, which together with  $LH$ ,  $HL$ , and  $HH$  forms the 2-level DWT of the input image. Thus, higher level DWT can be obtained by decomposing the approximation subband in the recursive manner.

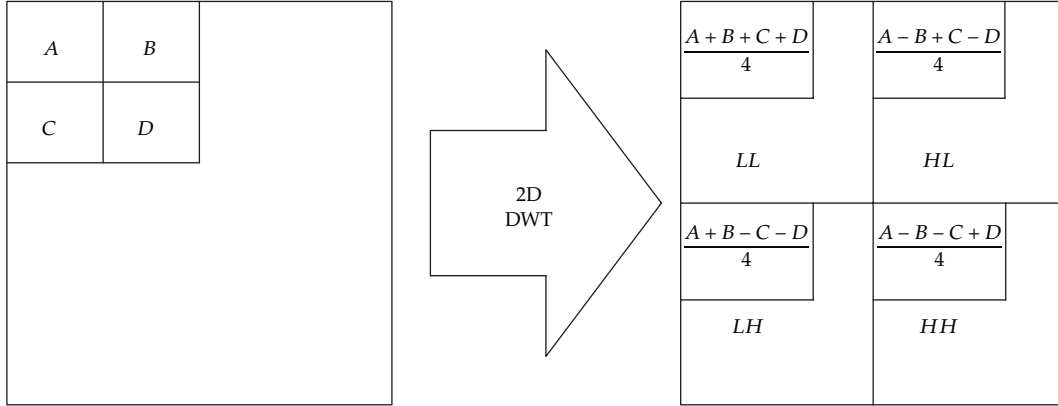
### 3.2. Watermarking Scheme

Figure 5 shows the proposed embedding process; the details are described below. First, decompose the host  $M \times N$  image  $I$  via 2D DWT into four 1-level subbands:  $LL$ ,  $LH$ ,  $HL$ , and  $HH$ . Then decompose these 1-level subbands again into sixteen 2-level subbands:  $LLLL$ ,  $LLLH$ ,  $LLHL$ ,  $LLHH$ ,  $LHLL$ ,  $LHLH$ ,  $LHHL$ ,  $LHHH$ ,  $HLLL$ ,  $HLLH$ ,  $HLHL$ ,  $HLHH$ ,  $HHLL$ ,  $HHLH$ ,  $HHHL$ , and  $HHHH$ , as shown in Figures 5(a) and 5(b). Second, generate a random sequence for these subbands. Third, select a random starting location in the first subbands. Fourth, pick a random scanning direction and scan the first subband into pixel sequence  $p_1, p_2, \dots, p_{M \times N/16}$ . Next, compute the difference  $d_i$  ( $1 \leq i \leq M \times N/16$ ) according to (3.6) and construct a histogram based on  $d_i$  ( $2 \leq i \leq M \times N/16$ )

$$d_i = \begin{cases} p_1, & i = 1, \\ p_{i-1} - p_i, & 2 \leq i \leq M \times N/16. \end{cases} \quad (3.6)$$

Then shift the histogram bins which are larger than 1 rightward one level as

$$d'_i = \begin{cases} p_1, & \text{if } i = 1, \\ d_i, & \text{if } d_i < 1, 2 \leq i \leq M \times N/16, \\ d_i + 1, & \text{if } d_i \geq 1, 2 \leq i \leq M \times N/16. \end{cases} \quad (3.7)$$



**Figure 4:** 1-level 2D DWT using Haar's wavelet ( $A, B, C,$  and  $D$  are pixel values).

Examine  $d'_i = 0$  ( $2 \leq i \leq M \times N/16$ ) one by one. Each difference less than 1 can be used to hide one secret bit (pixels with green color in Figure 5(f) of the difference sequence  $d'_i$ ). If the corresponding watermark bit  $w = 0$ , it is not changed (pixels with blue color in Figure 5(f) of the difference sequence  $d'_i$ ). And if  $w = 1$ , add the difference by 1 (pixels with red color in Figure 5(f) of the difference sequence  $d'_i$ ). The operation is as

$$d''_i = \begin{cases} p_1, & \text{if } i = 1, \\ d'_i + w, & \text{if } d'_i < 1, w = 1, 2 \leq i \leq M \times N/16, \\ d'_i, & \text{if } d'_i < 1, w = 0, 2 \leq i \leq M \times N/16, \\ d'_i, & \text{if } d'_i \geq 1, 2 \leq i \leq M \times N/16, \end{cases} \quad (3.8)$$


and generate watermarked pixel sequence  $p'_i$  by this operation:

$$p'_i = \begin{cases} p_1, & i = 1, \\ p_{i-1} - d''_i, & 2 \leq i \leq M \times N/16. \end{cases} \quad (3.9)$$

Rearrange  $p'_i$  and the first 2-level watermarked subband is obtained. Repeat these operations for the remained subbands.

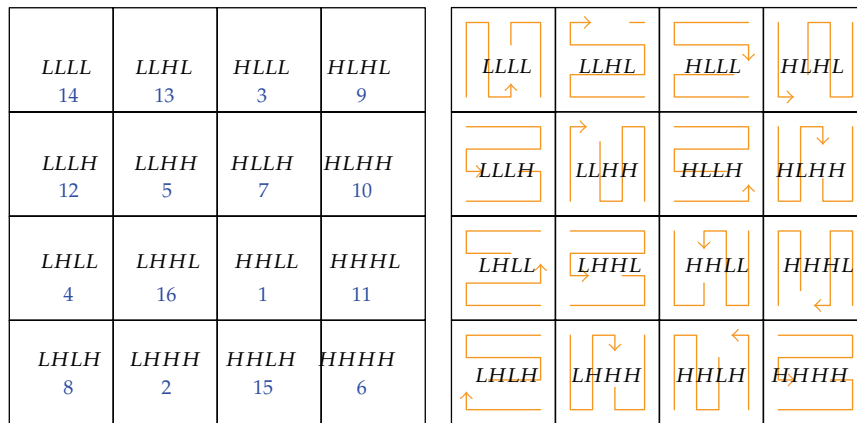
Pick the 2-level watermarked subbands  $LLLL'$ ,  $LLLH'$ ,  $LLHL'$ , and  $LLHH'$  and perform the 2D inverse DWT to get the 1-level watermarked subband  $LL'$ . Repeat this operation for the remained 2-level watermarked subbands to get the 1-level watermarked subbands  $LH'$ ,  $HL'$ , and  $HH'$ . Finally, perform the 2D inverse DWT to get the watermarked image  $I'$ .

The data extraction and image recovery is the inverse process of data embedding, and the process is as follows. First, decompose the watermarked image  $I'$  via 2D DWT into four 1-level watermarked subbands:  $LL'$ ,  $LH'$ ,  $HL'$ , and  $HH'$ . Then decompose these watermarked subbands again into sixteen 2-level watermarked subbands:  $LLLL'$ ,  $LLLH'$ ,  $LLHL'$ ,  $LLHH'$ ,  $LHLL'$ ,  $LHLH'$ ,  $LHHL'$ ,  $LHHH'$ ,  $HLLL'$ ,  $HLLH'$ ,  $HLHL'$ ,  $HLHH'$ ,  $HHLL'$ ,  $HHLH'$ ,



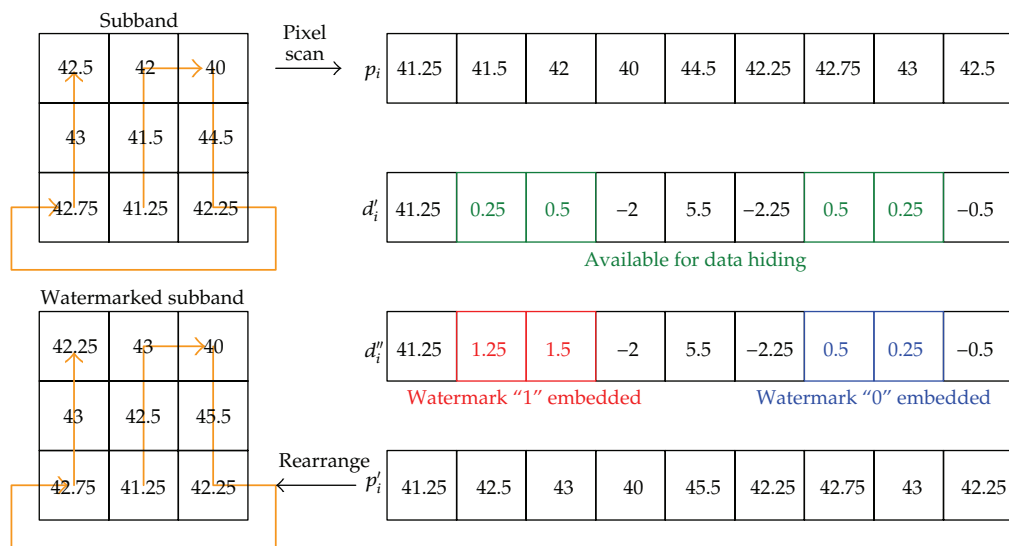
(a)

(b)



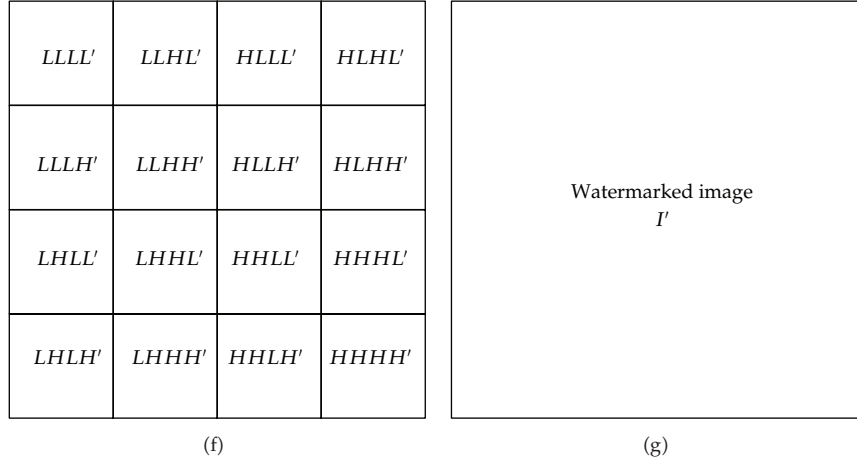
(c)

(d)



(e)

Figure 5: Continued.



**Figure 5:** The proposed data embedding principle: (a) the original host image (b) decomposes into sixteen subbands, (c) generates the random sequence of the subbands, (d) selects the random starting location and direction of each subbands (e) An example of embedding watermark into pixel sequence; (f) rearranged watermarked subbands; (g) the watermarked image.

*HHHL'*, and *HHHH'*. Second, get the subband sequence of the watermark, starting location, and scanning direction of each watermarked subbands. Third, scan the first watermarked subband into watermarked pixel sequence  $p'_1, p'_2, \dots, p'_{M \times N/16}$ . Then recover the original pixel sequence based on the following:

$$p_i = \begin{cases} p'_1, & \text{if } i = 1, \\ p'_i, & \text{if } p_{i-1} - p'_i \leq 1, 2 \leq i \leq M \times N, \\ p'_i - 1, & \text{if } p_{i-1} - p'_i > 1, 2 \leq i \leq M \times N. \end{cases} \quad (3.10)$$

Figure 6 shows an example of secret data extracting and original pixel sequence recovering.

Rearrange the original pixel sequence and the original 2-level subband can be recovered. Repeat those operations until all 2-level subbands are recovered and perform 2D inverse DWT to get the 1-level subbands. Finally, perform 2D inverse DWT again and the original host image can be obtained.

The secret data is extracted as

$$w = \begin{cases} 0, & \text{if } 0 \leq p_{i-1} - p'_i < 1, 2 \leq i \leq M \times N, \\ 1, & \text{if } 1 \leq p_{i-1} - p'_i < 2, 2 \leq i \leq M \times N. \end{cases} \quad (3.11)$$

Rearrange these extracted bits and the original watermark can be obtained.

#### 4. Experimental Results

Figure 7 shows our test images, six  $256 \times 256$  with 256 gray levels are selected as test images; they are Lena, Baboon, Barbara, Boat, Board, and Peppers. Table 1 lists the average capacity



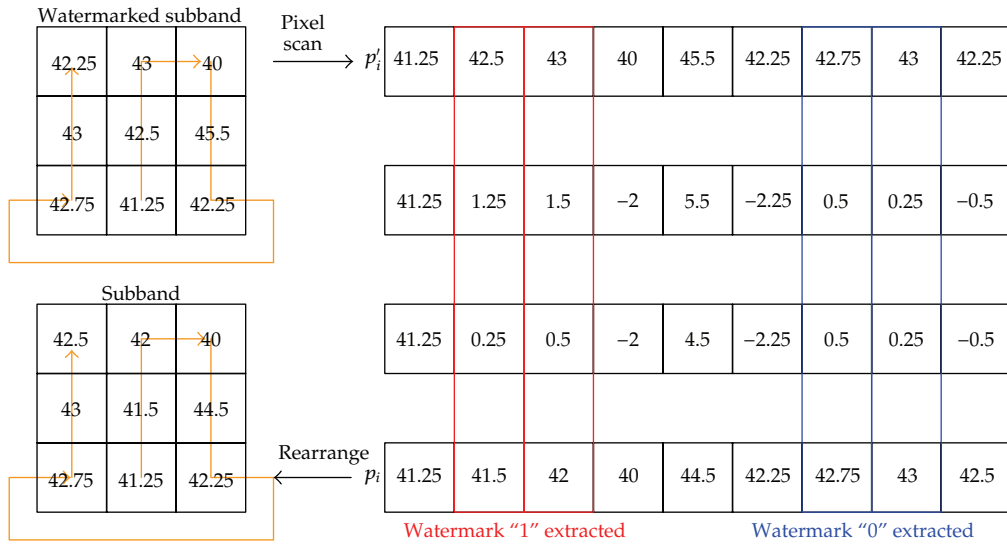


Figure 6: An example of secret data extracting and original pixel sequence recovering.






Figure 7: Test images: (a) Lena, (b) Baboon, (c) Barbara, (d) Boat, (e) Board, and (f) Peppers. The six watermarked images obtained by our scheme and Zhao et al.'s method are shown in Figures 8–13. Note that all of the bits of the watermarks embedded inside are "1" which leads to a maximum distortion. All these results demonstrate not only the capacities but also the PSNRs in our method which are improved. In other words, even though more secret data embedded in our scheme and leads more distortion, the marked images quality is still better.



**Figure 8:** Watermarked Lena image obtained by our scheme ((a) 10580 bits hidden, 69.51 dB) and Zhao et al.'s scheme ((b) 8239 bits hidden, 50.65 dB) with  $EL = 0$ .




**Figure 9:** Watermarked Baboon's image obtained by our scheme ((a) 5900 bits hidden, 60.86 dB) and Zhao et al.'s scheme ((b) 2161 bits hidden, 51.01 dB) with  $EL = 0$ .




**Figure 10:** Watermarked Barbara's image obtained by our scheme ((a) 7446 bits hidden, 69.81 dB) and Zhao et al.'s scheme ((b) 3959 bits hidden, 50.91 dB) with  $EL = 0$ .



**Figure 11:** Watermarked Boat image obtained by our scheme ((a) 8257 bits hidden, 72.39 dB) and Zhao et al.'s scheme ((b) 5628 bits hidden, 50.79 dB) with EL = 0.



**Figure 12:** Watermarked Board image obtained by our scheme ((a) 4888 bits hidden, 55.11 dB) and Zhao et al.'s scheme ((b) 3589 bits hidden, 50.92 dB) with EL = 0.



**Figure 13:** Watermarked Peppers image obtained by our scheme ((a) 9456 bits hidden, 66.41 dB) and Zhao et al.'s scheme ((b) 7299 bits hidden, 54.12 dB) with EL = 0.

**Table 1:** Performance comparison of Zhao et al.'s method and the proposed method.

| Test images | Items     | Zhao et al. [19] | This work |
|-------------|-----------|------------------|-----------|
| Lena        | Capacity  | 0.1257           | 0.1511    |
|             | PSNR (dB) | 50.65            | 69.51     |
| Baboon      | Capacity  | 0.0329           | 0.0847    |
|             | PSNR (dB) | 51.01            | 60.86     |
| Barbara     | Capacity  | 0.0604           | 0.1069    |
|             | PSNR (dB) | 50.91            | 69.81     |
| Boat        | Capacity  | 0.0858           | 0.1186    |
|             | PSNR (dB) | 50.79            | 72.39     |
| Board       | Capacity  | 0.0547           | 0.0702    |
|             | PSNR (dB) | 50.92            | 55.11     |
| Peppers     | Capacity  | 0.1113           | 0.1371    |
|             | PSNR (dB) | 54.12            | 66.41     |

(bit per pixel) and PSNR (db) values of the proposed scheme. The peak signal to noise ratio (PSNR) is used to evaluate the image quality [27], which is defined as

$$\text{PSNR} = 20 \log \left( \frac{255}{\sqrt{\text{MSE}}} \right), \quad (4.1)$$

where MSE denotes the mean square error.

The six watermarked images obtained by our scheme and Zhao et al.'s method are shown in Figures 8, 9, 10, 11, 12, and 13. Note that all of the bits of the watermarks embedded inside are "1" which leads to a maximum distortion. All these results demonstrate that not only the capacities but also the PSNRs in our method are improved. In other words, even though more secret data embedded in our scheme and leads more distortion, the marked images quality is still better.

## 5. Conclusion

In this paper, a reversible watermarking based on the histogram modification has been proposed. The transparency of the watermarked image can be increased by taking advantage of the proposed watermarking. As the host image can be exactly reconstructed, it is suitable especially for medical images, military maps, and remote sensing images. The proposed reversible watermarking based on multilevel histogram modification and discrete wavelet transform is preferable and provides a higher capacity and higher transparency compared with other histogram modification based methods.

## Acknowledgment

This work is supported by the National Science Council of Taiwan, under Grants NSC100-2628-E-239-002-MY2 and NSC100-2410-H-216-003.

## References

- [1] I. J. Cox, J. Kilian, F. T. Leighton, and T. Shamoan, "Secure spread spectrum watermarking for multimedia," *IEEE Transactions on Image Processing*, vol. 6, no. 12, pp. 1673–1687, 1997.

- [2] M. D. Swanson, M. Kobayashi, and A. H. Tewfik, "Multimedia data-embedding and watermarking technologies," *Proceedings of the IEEE*, vol. 86, no. 6, pp. 1064–1087, 1998.
- [3] S. Chen, J. Zhang, Y. Li, and J. Zhang, "A hierarchical model incorporating segmented regions and pixel descriptors for video background subtraction," *IEEE Transactions on Industrial Informatics*, vol. 8, no. 1, pp. 118–127, 2012.
- [4] M. Barni, F. Bartolini, and A. Piva, "Improved wavelet-based watermarking through pixel-wise masking," *IEEE Transactions on Image Processing*, vol. 10, no. 5, pp. 783–791, 2001.
- [5] X. Zhang, Y. Zhang, J. Zhang, S. Chen, D. Chen, and X. Li, "Unsupervised clustering for logo images using singular values region covariance matrices on Lie groups," *Optical Engineering*, vol. 51, no. 4, Article ID 047005, 8 pages, 2012.
- [6] G. C. Langelaar, I. Setyawan, and R. L. Lagendijk, "Watermarking digital image and video data," *IEEE Signal Processing Magazine*, vol. 17, no. 5, pp. 20–46, 2000.
- [7] C. I. Podilchuk and E. J. Delp, "Digital watermarking: algorithm and application," *IEEE Signal Processing Magazine*, vol. 18, no. 4, pp. 33–46, 2001.
- [8] S. Chen, H. Tong, Z. Wang, S. Liu, M. Li, and B. Zhang, "Improved generalized belief propagation for vision processing," *Mathematical Problems in Engineering*, vol. 2011, Article ID 416963, 12 pages, 2011.
- [9] C. S. Lu and H. Y. M. Liao, "Multipurpose watermarking for image authentication and protection," *IEEE Transactions on Image Processing*, vol. 10, no. 10, pp. 1579–1592, 2001.
- [10] L. T. Ko, J. E. Chen, H. C. Hsin, Y. S. Shieh, and T. Y. Sung, "Haar wavelet based just noticeable distortion model for transparent watermark," *Mathematical Problems in Engineering*, vol. 2012, Article ID 635738, 14 pages, 2012.
- [11] S. Y. Chen, J. Zhang, Q. Guan, and S. Liu, "Detection and amendment of shape distortions based on moment invariants for active shape models," *IET Image Processing*, vol. 5, no. 3, pp. 273–285, 2011.
- [12] L. T. Ko, J. E. Chen, Y. S. Shieh, H. C. Hsin, and T. Y. Sung, "Nested quantization index modulation for reversible watermarking and its application to healthcare information management systems," *Computational and Mathematical Methods in Medicine*, vol. 2102, Article ID 839161, 8 pages, 2012.
- [13] H. Liu, S. Y. Chen, and N. Kubota, "Guest editorial special section on intelligent video systems and analytics," *IEEE Transactions on Industrial Informatics*, vol. 8, no. 1, p. 90, 2012.
- [14] L.-T. Ko, J.-E. Chen, Y.-S. Shieh, M. Scalia, and T.-Y. Sung, "A novel fractional-discrete-cosine-transform-based reversible watermarking for healthcare information management systems," *Mathematical Problems in Engineering*, vol. 2012, Article ID 757018, 17 pages, 2012.
- [15] A. M. Alattar, "Reversible watermark using the difference expansion of a generalized integer transform," *IEEE Transactions on Image Processing*, vol. 13, no. 8, pp. 1147–1156, 2004.
- [16] D. C. Lou, M. C. Hu, and J. L. Liu, "Multiple layer data hiding scheme for medical images," *Computer Standards and Interfaces*, vol. 31, no. 2, pp. 329–335, 2009.
- [17] Z. Ni, Y. Q. Shi, N. Ansari, and W. Su, "Reversible data hiding," in *Proceedings of the IEEE International Symposium on Circuits and Systems (ISCAS '03)*, vol. 2, pp. II912–II915, May 2003.
- [18] Y. C. Li, C. M. Yeh, and C. C. Chang, "Data hiding based on the similarity between neighboring pixels with reversibility," *Digital Signal Processing*, vol. 20, no. 4, pp. 1116–1128, 2010.
- [19] Z. Zhao, H. Luo, Z. M. Lu, and J. S. Pan, "Reversible data hiding based on multilevel histogram modification and sequential recovery," *AEU*, vol. 65, no. 10, pp. 814–826, 2011.
- [20] B. Yang, M. Schmucker, X. Niu, C. Busch, and S. Sun, "Integer DCT based reversible image watermarking by adaptive coefficient modification," in *Security, Steganography, and Watermarking of Multimedia Contents VII*, vol. 5681 of *Proceedings of SPIE*, pp. 218–229, January 2005.
- [21] G. Xuan, Q. Yao, C. Yang et al., "Lossless data hiding using histogram shifting method based on integer wavelets," in *Proceedings of the 5th International Workshop on Digital Watermarking (IWDW '06)*, vol. 4283 of *Lecture Notes in Computer Science*, pp. 323–332, 2006.
- [22] C. C. Chang, C. Y. Lin, and Y. H. Fan, "Lossless data hiding for color images based on block truncation coding," *Pattern Recognition*, vol. 41, no. 7, pp. 2347–2357, 2008.
- [23] B. G. Mobasseri and D. Cinalli, "Lossless watermarking of compressed media using reversibly decodable packets," *Signal Processing*, vol. 86, no. 5, pp. 951–961, 2006.
- [24] N. M. Kwok, X. Jia, D. Wang, S. Y. Chen, G. Fang, and Q. P. Ha, "Visual impact enhancement via image histogram smoothing and continuous intensity relocation," *Computers and Electrical Engineering*, vol. 37, no. 5, pp. 681–694, 2011.

- [25] M. Li, C. Cattani, and S. Y. Chen, "Viewing sea level by a one-dimensional random function with long memory," *Mathematical Problems in Engineering*, vol. 2011, Article ID 654284, 13 pages, 2011.
- [26] S. Y. Chen, H. Tong, and C. Cattani, "Markov models for image labeling," *Mathematical Problems in Engineering*, vol. 2012, Article ID 814356, 18 pages, 2012.
- [27] B. Chen and G. W. Wornell, "Quantization index modulation: a class of provably good methods for digital watermarking and information embedding," *IEEE Transactions on Information Theory*, vol. 47, no. 4, pp. 1423–1443, 2001.



# Hindawi

Submit your manuscripts at  
<http://www.hindawi.com>

