

Research Article

A Novel Coherence Reduction Method in Compressed Sensing for DOA Estimation

Jing Liu, ChongZhao Han, XiangHua Yao, and Feng Lian

School of Electronics and Information Engineering, Xi'an Jiaotong University, Xi'an 710049, China

Correspondence should be addressed to Jing Liu; elelj20080730@gmail.com

Received 14 March 2013; Accepted 9 May 2013

Academic Editor: Xianxia Zhang

Copyright © 2013 Jing Liu et al. This is an open access article distributed under the Creative Commons Attribution License, which permits unrestricted use, distribution, and reproduction in any medium, provided the original work is properly cited.

A novel method named as coherent column replacement method is proposed to reduce the coherence of a partially deterministic sensing matrix, which is comprised of highly coherent columns and random Gaussian columns. The proposed method is to replace the highly coherent columns with random Gaussian columns to obtain a new sensing matrix. The measurement vector is changed accordingly. It is proved that the original sparse signal could be reconstructed well from the newly changed measurement vector based on the new sensing matrix with large probability. This method is then extended to a more practical condition when highly coherent columns and incoherent columns are considered, for example, the direction of arrival (DOA) estimation problem in phased array radar system using compressed sensing. Numerical simulations show that the proposed method succeeds in identifying multiple targets in a sparse radar scene, where the compressed sensing method based on the original sensing matrix fails. The proposed method also obtains more precise estimation of DOA using one snapshot compared with the traditional estimation methods such as Capon, APES, and GLRT, based on hundreds of snapshots.

1. Introduction

Compressed sensing has received considerable attention recently and has been applied successfully in diverse fields, for example, image processing [1], video technology [2], wireless communication [3], and radar systems [4–10]. The central goal of compressed sensing is to capture attributes of a signal using very few measurements. In most work to date, this broader objective is exemplified by the important special case in which a K -sparse vector $x \in R^N$ (with N large) is to be reconstructed from a small number M of linear measurements with $K < M < N$. The two fundamental questions in compressed sensing are how to construct suitable sensing matrices Φ and how to recover x from y efficiently.

In early work of compressed sensing, the entries of the sensing matrix are generated by an i.i.d Gaussian or Bernoulli process or from random Fourier ensembles [11–13]. The role of random measurement provides the worst case performance guarantees in the context of an adversarial signal/error model. Random sensing matrices are

easy to construct and are $2K$ -RIP with high probability [13].

With the application area of compressed sensing extended to wider fields, the random sensing matrix is replaced by more structured sensing matrix. Most of the recent compressed sensing work related to sensing matrix construction focuses on the construction of structured matrices which often exhibit a considerable structure [14]. This largely follows from efforts to model the way the samples are acquired in practice, which leads to sensing matrices that inherit their structure from the real world. However, most of the structured sensing matrices based on the practical acquisition equipment do not satisfy the RIP property, which guarantees the perfect reconstruction of the original sparse signal with large probability.

In this paper, we are considering changing the original sensing matrix into a random Gaussian matrix or a matrix with low coherence via some software-based algorithm in the reconstruction side. Firstly, a novel method, named as coherent column replacement method, is proposed to reduce

the coherence of a partially deterministic sensing matrix. The proposed method is to replace the highly coherent columns in the original sensing matrix Φ with random Gaussian columns to obtain a new sensing matrix Φ' . The measurement vector y is changed accordingly. It is proved that the original sparse signal x could be reconstructed well from the newly changed measurement vector y' based on the new sensing matrix Φ' with large probability.

The proposed column replacement method is then extended to a more practical condition when highly coherent columns and incoherent columns are considered, for example, the direction of arrival (DOA) estimation problem in phased array radar system. The applications of compressed sensing to radar systems are investigated in [4–10]. In [4], it is demonstrated that the compressed sensing method could eliminate the need for match filter at the receiver and has the potential to reduce the required sampling rate. In the context of ground penetrating radar (GPR), [5] presents a compressed sensing based data acquisition and imaging algorithm. By exploiting the sparsity of targets in the spatial space, the proposed algorithm could generate sharper target space images with much less compressed sensing measurements than the standard back projection methods. Also the sparsity of targets in the time-frequency plane is exploited for radar in [6, 7]. In [8], compressed sensing is used to identify targets in a passive radar system. There are plenty of work concerning compressed sensing based phased array radar in recent years [9, 15, 16]. In [9], the author puts focus on the generalization of the radar signal model for compressed sensing and does not provide realizable procedures. In [15], the authors address the narrow-band source localization problem for arbitrary arrays with known geometry in the presence of arbitrary noise of unknown spatial spectral density. In [16], the authors present a source localization method based on a sparse representation of sensor measurements with an overcomplete basis composed of samples from the array manifold.

Most of the present work for compressed sensing radar systems concentrates in designing the transmitted wave to implement a sensing matrix Φ with low coherence [10]. However, in phased array radar system, the steering matrix is deterministic and cannot be changed in practice. Therefore, it is required to develop a novel compressed sensing method which brings a little change to the existing hardware system of the phased array radar.

In the proposed method developed for compressed sensing based phased array radar system, a hybrid system is built with a bottom subsystem and a top subsystem for reconstruction. The bottom subsystem consists of a hardware specific sensing matrix Φ , an acquired measurement vector y , and the original signal x . The original sensing matrix Φ and measurement vector y are input to the software-based top subsystem, where a new sensing matrix Φ' and a new measurement vector y' are generated. Since the new sensing matrix Φ' is with low coherence, the original signal x could be reconstructed from the new measurement vector y' perfectly with large probability. There are three key points to be aware of with this compressed sensing based approach for phased array radar system as follows. (1) There is no requirement

for the transmitted signal; it could be either “incoherent” or “coherent.” (2) This approach does not use a matched filter. (3) The beamforming procedure is omitted in the proposed compressed phased array radar system.

The rest of the sections are organized as follows: the proposed coherent column replacement method is introduced in Section 2. In Section 3, the proposed method is extended to solve the DOA estimation problem in phased array radar system. Firstly, the signal model for DOA estimation in phased array radar system is represented in a standard compressed sensing form in Section 3.1, where the sparse radar scene is abstracted as a sparse signal. In Section 3.2, the proposed method is then used to generate a new sensing matrix with low coherence, based on which the original sparse signal could be reconstructed well with large probability. The simulation results are listed in Section 4, and the paper is summarized in Section 5.

2. The Proposed Coherent Column Replacement Method

Recent work related with structured sensing matrix construction tries to change the existing hardware system to generate a new sensing matrix satisfying the RIP property. In this paper, we are exploring the possibility of changing the sensing matrix and measurement vector in the reconstruction side while not changing the hardware system.

It is assumed that the original sensing matrix Φ is a partially deterministic matrix which is comprised of highly coherent columns and random Gaussian columns, and this could be extended to a more practical condition when highly coherent columns and incoherent columns are considered. For the original sensing matrix Φ , its highly coherent columns and random Gaussian columns are denoted by φ_j , $j = 1, \dots, N_c$ and ψ_j , $j = 1, \dots, N_r$, respectively. N_c is the number of highly coherent columns, and N_r is the number of random Gaussian columns with $N_c + N_r = N$. Without loss of generality, the highly coherent columns are put at the leftmost of the sensing matrix, while the random Gaussian columns are put next to them as $\Phi = [\varphi_1, \varphi_2, \dots, \varphi_{N_c}, \psi_1, \psi_2, \dots, \psi_{N_r}]$. Accordingly, the signal x could be divided into two groups, $x = [x_c; x_r]^T = [x_{c,1}, x_{c,2}, \dots, x_{c,N_c}, x_{r,1}, x_{r,2}, \dots, x_{r,N_r}]^T$, where $x_c = [x_{c,1}, x_{c,2}, \dots, x_{c,N_c}]^T$ and $x_r = [x_{r,1}, x_{r,2}, \dots, x_{r,N_r}]^T$ correspond to the highly coherent columns and random Gaussian columns respectively. It is assumed that the value of each element of x_c , $\{x_{c,1}, x_{c,2}, \dots, x_{c,N_c}\}$, is chosen as either one or zero.

The sensing matrix Φ is changed into a random Gaussian matrix Φ' through replacing the highly coherent columns $[\varphi_1, \varphi_2, \dots, \varphi_{N_c}]$ with random Gaussian columns $[\varphi'_1, \varphi'_2, \dots, \varphi'_{N_c}]$. The resulting new sensing matrix Φ' could be represented as $\Phi' = [\varphi'_1, \varphi'_2, \dots, \varphi'_{N_c}, \psi_1, \psi_2, \dots, \psi_{N_r}]$.

Lemma 1. *Given the standard model in compressed sensing $y = \Phi x + e$, where e denotes the measurement noise, and given the sensing matrix Φ' defined above, the K -sparse signal x could be reconstructed from the new measurement*

vector $y' = \Phi'x + e$ perfectly with large probability. The new measurement vector y' could be calculated via (1) provided that part of the signal x , $x_c = [x_{c,1}, x_{c,2}, \dots, x_{c,N_c}]^T$ is known:

$$y' = y + x_{c,1}(\varphi'_1 - \varphi_1) + x_{c,2}(\varphi'_2 - \varphi_2) + \dots + x_{c,N_c}(\varphi'_{N_c} - \varphi_{N_c}). \quad (1)$$

Proof. Obviously, the new sensing matrix Φ' is a Gaussian random matrix and satisfies the RIP property. We could reconstruct x perfectly from the new measurement vector $y' = \Phi'x + e$ with large probability.

The equation $y' = \Phi'x + e$ could be expanded in columns:

$$\begin{aligned} y' &= \Phi'x \\ &= x_{c,1}\varphi'_1 + x_{c,2}\varphi'_2 + \dots + x_{c,N_c}\varphi'_{N_c} \\ &\quad + x_{r,1}\psi_1 + x_{r,2}\psi_2 + \dots + x_{r,N_r}\psi_{N_r} + e. \end{aligned} \quad (2)$$

Similarly, the equation $y = \Phi x + e$ could be expanded as in

$$\begin{aligned} y &= \Phi x \\ &= x_{c,1}\varphi_1 + x_{c,2}\varphi_2 + \dots + x_{c,N_c}\varphi_{N_c} \\ &\quad + x_{r,1}\psi_1 + x_{r,2}\psi_2 + \dots + x_{r,N_r}\psi_{N_r} + e. \end{aligned} \quad (3)$$

Equation (3) subtracts (2), resulting in

$$\begin{aligned} y' - y &= x_{c,1}(\varphi'_1 - \varphi_1) + x_{c,2}(\varphi'_2 - \varphi_2) \\ &\quad + \dots + x_{c,N_c}(\varphi'_{N_c} - \varphi_{N_c}). \end{aligned} \quad (4)$$

So we can obtain the new measurement vector y' based on the original measurement vector y and the error between the highly coherent columns and random columns:

$$\begin{aligned} y' &= y + x_{c,1}(\varphi'_1 - \varphi_1) + x_{c,2}(\varphi'_2 - \varphi_2) \\ &\quad + \dots + x_{c,N_c}(\varphi'_{N_c} - \varphi_{N_c}). \end{aligned} \quad (5)$$

This ends the proof. \square

However, in reality the original signal x is unknown, and it is difficult to obtain the exact value of x_c ($x_c = [x_{c,1}, x_{c,2}, \dots, x_{c,N_c}]^T$) in advance. If the number of highly coherent columns is small (e.g. $N_c \leq 10$), we could list all the configurations of x_c with each element's value chosen as one or zero. Based on each configuration, we could obtain a candidate signal using a reconstruction algorithm. The error between the true measurement and the estimate measurement based on each candidate signal is calculated and then normalized. The candidate signal with the smallest error is the one closest to the original sparse signal and is what we pursuit. The detailed procedure is listed in Algorithm 2.

Algorithm 2. The coherent column replacement method for a partially deterministic sensing matrix is as follows.

- (1) The sensing matrix Φ is changed into a random Gaussian matrix Φ' through replacing the highly coherent columns $[\varphi_1, \varphi_2, \dots, \varphi_{N_c}]$ with random Gaussian columns $[\varphi'_1, \varphi'_2, \dots, \varphi'_{N_c}]$.
- (2) List all the configurations of x_c with each element's value chosen as one or zero. The total number of configurations CN equals 2^{N_c} . The i th configuration could be represented as $\lambda^i(x_{c,1}^i, x_{c,2}^i, \dots, x_{c,N_c}^i)$, $i = 1, \dots, CN$ and is abbreviated as λ^i for briefness.
- (3) For the i th configuration λ^i , $i = 1, \dots, CN$, calculate the new measurement vector y'^i via (5) and obtain a candidate signal x^i using a reconstruction algorithm as

$$x^i = \text{Reconstruct}(y'^i, \Phi'). \quad (6)$$

- (4) For the i th candidate signal x^i , $i = 1, \dots, CN$, calculate ERR^i , which is defined as the normalized error between the true measurement and the estimate measurement based on x^i ,

$$\text{ERR}^i = \frac{\|y - (\Phi x^i)\|_2}{\|y\|_2}, \quad (7)$$

where $\|\cdot\|$ denotes the l_2 -norm.

- (5) Find the smallest one in $\{\text{ERR}^i, i = 1, \dots, CN\}$ and define it as ERR^{\min} . The candidate signal corresponding to ERR^{\min} is what we pursuit and is defined as x^{estimate} .

In the above algorithm, "Reconstruct" in (6) refers to any available reconstruction algorithm and the basis pursuit denoising (BPDN) method [14] is chosen as the reconstruction algorithm here.

3. Compressed Sensing Based DOA Estimation in Phased Array Radar System

In this section, the proposed column replacement method is extended to solve the DOA estimation problem in phased array radar system. Firstly, the signal model for DOA estimation in phased array radar system is represented in a standard compressed sensing form in Section 3.1, where the sparse radar scene is abstracted as a sparse signal. In Section 3.2, the proposed method is then used to generate a new sensing matrix with low coherence, based on which the original sparse signal could be reconstructed well with large probability.

3.1. Signal Model for DOA Estimation and Sparse Representation. Assume a phased array radar system consisting of half-wavelength spaced uniform linear arrays (ULA). Targets may appear at directions represented by DOA angles. The task of signal processing is to estimate the directions to the targets and the corresponding complex amplitudes (DOA estimation, see [17]). We assume that the other parameters

like range and Doppler frequency have been isolated before by appropriate processing.

The ULA of the phased array radar system consists of M antennas, which are used to emit the transmitted signal $s(t)$. The $M \times 1$ received complex vector of array observations is defined as $F(t) = [f_1(t), \dots, f_M(t)]^T$. Assuming a hypothetical target located at a DOA angle of θ in the far field, the received complex vector of array observations can be written as

$$F(t) = \beta(\theta) s(t) a(\theta) + E(t), \quad (8)$$

where $\beta(\theta)$ is the reflection coefficient of the hypothetical target, and $E(t)$ is a $M \times 1$ complex Gaussian noise vector. $a(\theta)$ is the $M \times 1$ steering vector, which is defined as

$$a(\theta) = [1e^{j(2\pi d \sin \theta/\lambda)}, \dots, e^{j(M-1)(2\pi d \sin \theta/\lambda)}]^T, \quad (9)$$

where d is the distance between the elements of the arrays, and λ denotes wavelength.

Assuming D targets are observed with reflection coefficients $\{\beta_i\}_{i=1}^D$ and DOA angles $\{\theta_i\}_{i=1}^D$, the $M \times 1$ received complex vector of array observations can be written as

$$F_M(t) = \sum_{i=1}^D \beta(\theta_i) s(t) a(\theta_i) + E_M(t), \quad (10)$$

where $E_M(t)$ is a $M \times 1$ complex Gaussian noise vector. Equation (10) could be rewritten as

$$F_M(t) = A(\theta) S(t, \theta) + E_M(t), \quad (11)$$

where $A(\theta) = [a(\theta_1), a(\theta_2), \dots, a(\theta_D)]$ is a $M \times D$ steering matrix, and $S(t, \theta) = s(t)[\beta(\theta_1), \beta(\theta_2), \dots, \beta(\theta_D)]^T$ denotes a $D \times 1$ reflection vector.

Since the radar scene is generally in practice sparse, compressed sensing is a valid candidate for estimating the DOA angles for multiple targets. To do so, the DOA angle plane is divided into N fine grids, each cell generally with the same size $\Delta\theta$. The i th grid represents the DOA angle of $\theta_0 + (i-1)\Delta\theta$, where θ_0 is the initial angle of the DOA plane. Each cell has a unique mathematical representation as well as physical explanation: for example, if a target's DOA angle occupies the i th grid, its contribution could be uniquely written as $s(t)\beta(\theta_0 + (i-1)\Delta\theta)\vec{a}(\theta_0 + (i-1)\Delta\theta)$. Now, the DOA estimation problem is recast as the search for the grid cells in which the targets lie.

As the system has no knowledge of the numbers and locations of the targets, the information of all the grids in the DOA plane should be considered. Therefore, the steering matrix and reflection vector in (11) are extended to obtain the $M \times N$ extended steering matrix Φ and the $N \times 1$ extended reflection vector x , which are defined as $\Phi = [a(\theta_0), a(\theta_0 + \Delta\theta), \dots, a(\theta_0 + (i-1)\Delta\theta), a(\theta_0 + (N-1)\Delta\theta)]$ and $x = s(t)[\beta(\theta_0)\beta(\theta_0 + \Delta\theta), \dots, \beta(\theta_0 + (i-1)\Delta\theta)\beta(\theta_0 + (N-1)\Delta\theta)]^T$. Since small numbers of grids are occupied by the targets, x is a sparse vector with the i th element defined as $x(i) = s(t)\beta(\theta_0 + (i-1)\Delta\theta)$ if the i th grid is occupied by the target;

otherwise, $x(i) = 0$. As a result, the $M \times 1$ received complex vector of array observations y could be written as follows:

$$y = \Phi x + e, \quad (12)$$

where e is a $M \times 1$ complex Gaussian noise vector. Though in (12) the radar vectors and matrices are complex valued in contrary to the original compressed sensing environment, it is easy to transfer it to real variables according to [9, 18].

Discussion. In [10, 19], it is assumed that the discretized step is small enough so that each target falls on some specific grid point. However, no matter how finely the parameter space is gridded, the sources may not lie in the center of the grid cells, and consequently there is a mismatch between the assumed and the actual bases for sparsity. The sensitivity of compressed sensing to mismatch between the assumed and the actual sparsity bases is studied in [20]. The effect of basis mismatch is analyzed on the best k -term approximation error, and some achievable bounds for the l_1 error of the best k -term approximation are provided. The readers can refer to [20] for a detailed analysis on the influence of the gridding operations on the estimation performance.

3.2. DOA Estimation Based on the Column Replacement Method.

The proposed column replacement method is then extended to solve the DOA estimation problem in phased array radar system where the sensing matrix is comprised of highly coherent columns and incoherent columns. In order to distinguish the highly coherent columns from the incoherent columns, the coherence of the sensing matrix is adopted, which is defined in [21, 22] as follows.

Definition 3. For the sensing matrix Φ , its coherence is defined as the largest absolute and normalized inner product between different columns in Φ . Formally, this reads

$$\mu\{\Phi\} = \max_{1 \leq i, j \leq N, i \neq j} \frac{|\Phi_i^T \Phi_j|}{\|\Phi_i\| \cdot \|\Phi_j\|}. \quad (13)$$

The coherence provides a measure of the worst similarity between the sensing matrix columns.

A different way to understand the coherence is by considering the Gram matrix G which is defined as

$$G = \widetilde{\Phi}^T \widetilde{\Phi}, \quad (14)$$

where $\widetilde{\Phi}^T$ is the normalized sensing matrix obtained from the original sensing matrix with each column normalized. The off-diagonal entries in G are the inner products that appear in (13). The coherence is the off-diagonal entry $g_{i,j}$ with the largest magnitude.

In the proposed method, the Gram matrix G is firstly built via (14), and a threshold T is then set properly to distinguish the highly coherent columns from the incoherent columns as follows. For each off-diagonal entry $\{g_{i,j}, i = 1, \dots, N, j = 1, \dots, N\}$, if $g_{i,j}$ is larger than T , the columns i and j are added to the set of highly coherent columns. The remaining columns

that do not belong to the set of highly coherent columns form the set of incoherent columns.

The set of highly coherent columns and the set of incoherent columns are denoted by α_j , $j = 1, \dots, N_{hc}$ and β_j , $j = 1, \dots, N_{ic}$, respectively. N_{hc} is the number of highly coherent columns, and N_{ic} is the number of incoherent columns with $N_{hc} + N_{ic} = N$. Without loss of generality, the highly coherent columns are put at the leftmost of the sensing matrix, while the incoherent columns are put next to them as $\Phi = [\alpha_1, \alpha_2, \dots, \alpha_{N_{hc}}, \beta_1, \beta_2, \dots, \beta_{N_{ic}}]$. Accordingly, the signal x could be divided into two groups, $x = [x_{hc}; x_{ic}]^T = [x_{hc,1}, x_{hc,2}, \dots, x_{hc,N_{hc}}, x_{ic,1}, x_{ic,2}, \dots, x_{ic,N_{ic}}]^T$, where $x_{hc} = [x_{hc,1}, x_{hc,2}, \dots, x_{hc,N_{hc}}]^T$ and $x_{ic} = [x_{ic,1}, x_{ic,2}, \dots, x_{ic,N_{ic}}]^T$ correspond to the highly coherent columns and incoherent columns respectively. It is assumed that the value of each element of x_{hc} , $\{x_{hc,1}, x_{hc,2}, \dots, x_{hc,N_{hc}}\}$ is chosen as either one or zero.

The sensing matrix Φ is changed into a new matrix Φ' through replacing the highly coherent columns $[\alpha_1, \alpha_2, \dots, \alpha_{N_{hc}}]$ with random Gaussian columns $[\alpha'_1, \alpha'_2, \dots, \alpha'_{N_{hc}}]$. The resulted new sensing matrix Φ' could be represented as $\Phi' = [\alpha'_1, \alpha'_2, \dots, \alpha'_{N_{hc}}, \beta_1, \beta_2, \dots, \beta_{N_{ic}}]$.

Theorem 4 (see [23]). *Let x be a K -sparse signal, and write $y = \Phi x + e$, where $e \sim N(0, \sigma^2 I)$. Suppose that*

$$K < \frac{1}{3\mu(\Phi)}, \quad (15)$$

and consider the BPDN optimization problem (16) with $\lambda = \sqrt{16\sigma^2 \log M}$:

$$\hat{x} = \arg \min_{x \in R^N} \|x\|_1 + \lambda \|y - \Phi x\|_2. \quad (16)$$

Then, with probability on the order of $1 - 1/M^2$, the solution \hat{x} of (16) is unique, and its error is bounded by

$$\|x - \hat{x}\|_2 \leq C\sigma \sqrt{K \log M}, \quad (17)$$

and its support is a subset of the true K -element support of x .

Lemma 5. *Given the standard model in compressed sensing $y = \Phi x + e$ and given the sensing matrix Φ' defined above, the K -sparse signal x could be reconstructed from the new measurement vector $y' = \Phi' x + e$ perfectly using the BPDN optimization method with probability on the order of $1 - 1/M^2$. The new measurement vector y' could be calculated via (18) provided that part of the signal x , $x_{hc} = [x_{hc,1}, x_{hc,2}, \dots, x_{hc,N_{hc}}]^T$ is known:*

$$y' = y + x_{hc,1} (\alpha'_1 - \alpha_1) + x_{hc,2} (\alpha'_2 - \alpha_2) + \dots + x_{hc,N_{hc}} (\alpha'_{N_{hc}} - \alpha_{N_{hc}}). \quad (18)$$

Proof. The threshold T is set to distinguish the highly coherent columns from the incoherent columns. In theory, the threshold T could be designed as small as possible to obtain

a very small coherence $\mu(\Phi)$. As a consequence, the new sensing matrix Φ' satisfies (15) properly with set threshold T . We could reconstruct x perfectly from the new measurement vector $y' = \Phi' x + e$ using the BPDN optimization method with probability on the order of $1 - 1/M^2$ according to Theorem 4. The deviation of (18) is similar to that of (1). This ends the proof. \square

However, in reality the original signal x is unknown, and it is difficult to obtain the exact value of x_{hc} ($x_{hc} = [x_{hc,1}, x_{hc,2}, \dots, x_{hc,N_{hc}}]^T$) in advance. If the number of highly coherent columns is small (e.g., $N_{hc} \leq 10$), we could list all the configurations of x_{hc} with each element's value chosen as one or zero. Based on each configuration, we could obtain a candidate signal using a reconstruction algorithm. The error between the true measurement and the estimate measurement based on each candidate signal is calculated and then normalized. The candidate signal with the smallest error is the one closest to the original sparse signal and is what we pursuit. The detailed procedure is listed in Algorithm 6.

Algorithm 6. The coherent column replacement method for a deterministic sensing matrix is as follows.

- (1) The Gram matrix G is firstly built via (14), and a threshold T is then set properly to distinguish the highly coherent columns from the incoherent columns as follows. For each off-diagonal entry $\{g_{i,j}, i = 1, \dots, N, j = 1, \dots, N\}$, if $g_{i,j}$ is larger than T , the columns i and j are added to the set of highly coherent columns. The remaining columns that do not belong to the set of highly coherent columns form the set of incoherent columns.
- (2) The sensing matrix Φ is changed into a new sensing matrix Φ' through replacing the highly coherent columns $[\alpha_1, \alpha_2, \dots, \alpha_{N_{hc}}]$ with random Gaussian columns $[\alpha'_1, \alpha'_2, \dots, \alpha'_{N_{hc}}]$.

Steps (3)–(6) are the same as steps (2)–(5) in Algorithm 2.

4. Simulation Results and Analysis

In this section, a simple example is firstly carried out to verify the performance of the proposed column replacement algorithm for a partially deterministic sensing matrix. The proposed method is then extended to cope with the DOA estimation problem in phased array radar system.

4.1. A Simple Example. In this section, a simple example is used to evaluate the performance of the proposed algorithm. The original sensing matrix Φ is a 20×30 matrix with $5(N_c)$ highly coherent columns, which are put at the leftmost of it, and $25(N_r)$ random Gaussian columns. The original signal x is shown in Figure 1, which shows that its nonzero entries are in indexes $\{1, 3, 5, 11, 17, 20, 27\}$. Since the highly coherent columns are put at the leftmost of Φ , the true value of x_c is $x_c = \{x_{c,1} = 1, x_{c,2} = 0, x_{c,3} = 1, x_{c,4} = 0, x_{c,5} = 1\}$ (abbreviated as 10101). In the proposed method, each element of x_c , $\{x_{c,1}, x_{c,2}, \dots, x_{c,5}\}$ is chosen as

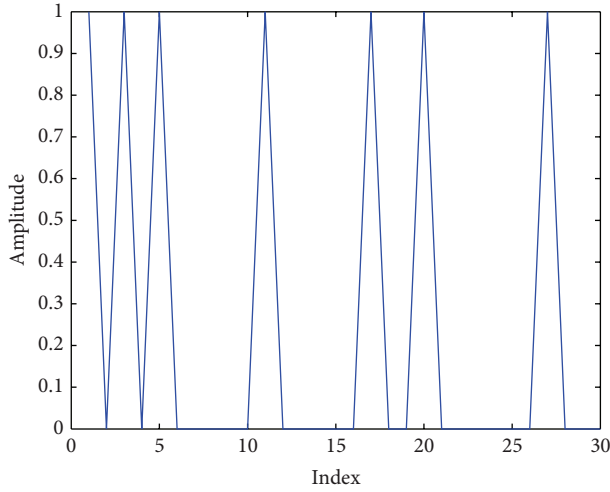
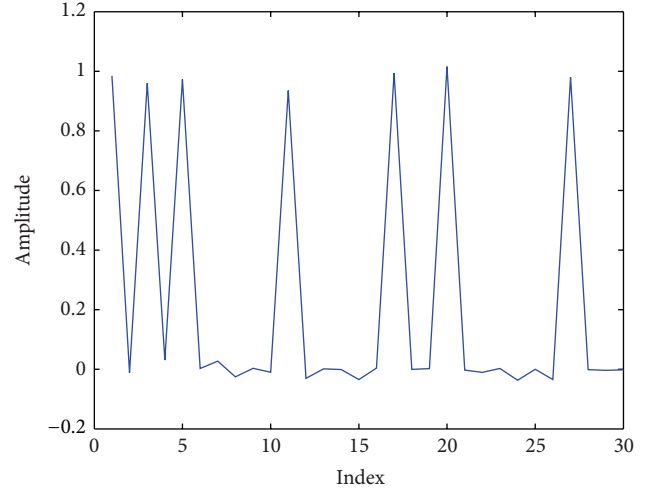
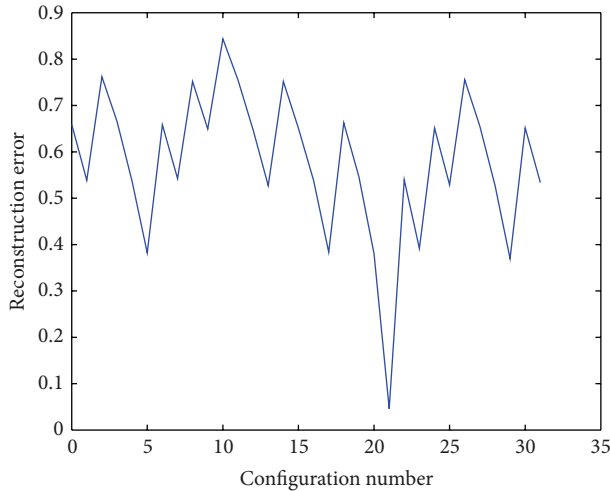
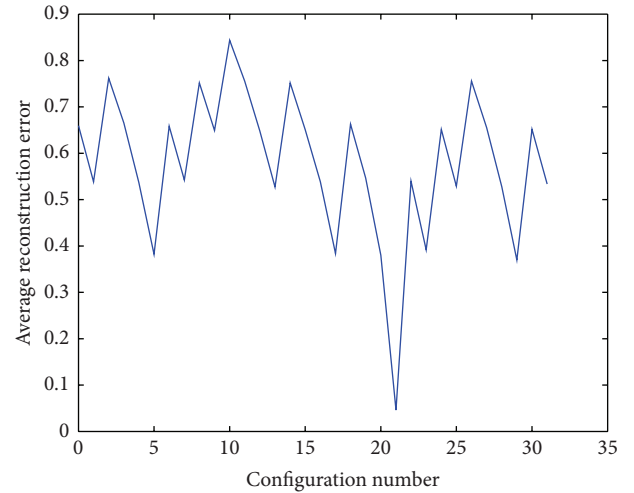
FIGURE 1: The original signal x .

FIGURE 3: Reconstructed signal corresponding to the configuration with the smallest reconstruction error.

FIGURE 2: Reconstruction error based on configurations of x_c in one trial.FIGURE 4: Average reconstruction error based on configurations of x_c .

one or zero, resulting in totally $2^5 = 32$ configurations as $\{00000, 00001, 00010, \dots, 11111\}$. The reconstruction error obtained based on each configuration in one trial is shown in Figure 2, which shows that the configuration number with the smallest reconstruction error is 21 (10101 in binary format). This matches the true x_c exactly. The whole reconstructed signal corresponding to configuration 21 is shown in Figure 3. Moreover, five hundred Monte Carlo simulations are carried out, and the average reconstruction error is shown in Figure 4, which shows that the configuration 21 is with the smallest average reconstruction error 0.06868.

4.2. DOA Estimation Based on the Proposed Column Replacement Method. In this section, a synthetic example about DOA estimation based on the phased array radar system is provided. A hybrid system is built which consists of a bottom subsystem and a top subsystem. The bottom subsystem is built based on the specific hardware structure of the phased

array system, which consists of half-wavelength spaced uniform linear arrays (ULA). The number of transmit/receive antennas is 20. The antennas transmit independent orthogonal quadrature phase shift keyed (QPSK) waveforms, and the carrier frequency is 8.62 GHz. The SNR of the measurement noise is set to a fixed value (20 dB). The range of the DOA plane is $[0^\circ, 90^\circ]$, which is divided into 30 cells with the initial angle (θ_0) and angle interval ($\Delta\theta$) equaling 0° and 3° , respectively. A maximum of $L = 512$ snapshots are considered at the receive node. Targets may appear at directions represented by DOA angles. The task of signal processing is to estimate the directions to the targets and the corresponding complex amplitudes (DOA estimation; see [17]).

In the proposed method, the Gram matrix G of the original sensing matrix Φ is built via (14). In the next, we will set the threshold T to distinguish the highly coherent

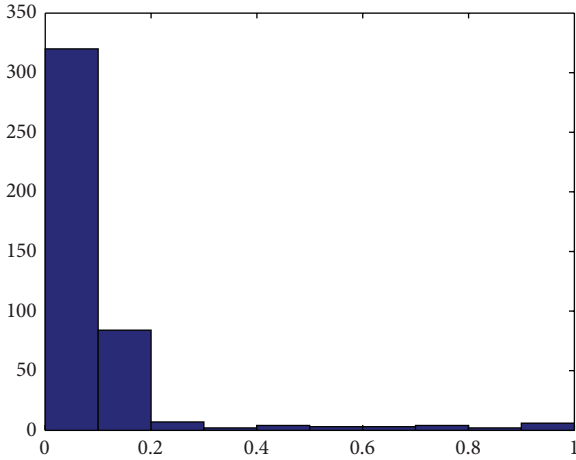


FIGURE 5: Histogram of the absolute off-diagonal entries of G based on the original sensing matrix.

columns from the incoherent columns. In theory, the threshold T is designed as small as possible to obtain a very small coherence $\mu(\Phi)$, which guarantees the perfect reconstruction of the K -sparse signal x . However, small T will result in a large number of highly coherent columns, leading to a huge number of configurations of x_{hc} . This will increase the computing time dramatically. While the restrict selection of T is true from a worst-case standpoint, it turns out that the coherence as defined previously does not do justice to the actual behavior of sparse representations and pursuit algorithms' performance. Thus, if we relax our expectations and allow a small fraction of failed reconstructions, then values substantially beyond the above bound are still leading to successful compressed sensing [24]. In this simulation example, the threshold T is set as 0.6, resulting in 10 highly coherent columns and 20 incoherent columns.

A new sensing matrix Φ' is then generated, based on which a new Gram matrix G' is built. Figures 5 and 6 present the histograms of the absolute off-diagonal entries of G and G' respectively. As can be seen, there is a shift towards the origin of the histogram after using the proposed method. The tail representing the higher values in Figure 5 disappears in Figure 6. Therefore the coherence of the new sensing matrix Φ' is far less than that of the original sensing matrix Φ .

Firstly, the performance of the proposed column replacement method is compared to the compressed sensing method using the original sensing matrix (abbreviated as standard compressed sensing) and other three commonly used estimation methods, the Capon, APES, and GLRT method, in one trial. Figure 7 shows the original scene, the modulus of the reflection coefficients β_k , as functions of the DOA. Figures 8, 9, 10, 11, and 12 correspond to the DOA estimates obtained via the standard compressed sensing method, the proposed method, Capon, APES, and GLRT, respectively. The proposed method and the standard compressed sensing method use one snapshot only, and the other three methods use 512 snapshots each. One can see that the presence of the four targets is clearly evident via the proposed method

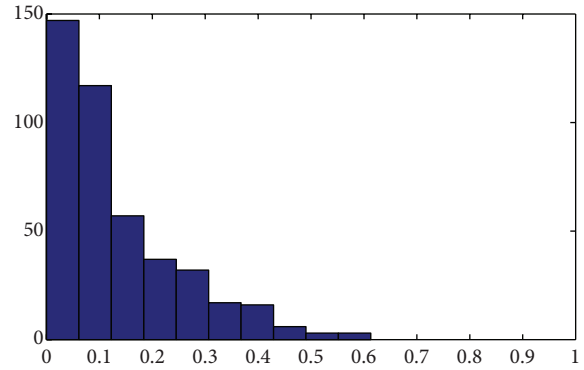


FIGURE 6: Histogram of the absolute off-diagonal entries of G' based on the new sensing matrix, using a fixed threshold $t = 0.6$.

TABLE 1: Performance comparison.

	Average reconstruction error	Average RMSE of DOA angles (degree)
Standard compressed sensing	0.64	2.5
The proposed algorithm	0.04	0.01

(Figure 9), while the standard compressed sensing method fails in identifying the targets (Figure 8). Secondly, five hundred Monte Carlo simulations are carried out, and in each trial four targets are located randomly within the DOA range of $[0^\circ, 90^\circ]$, and the corresponding reflection coefficients are set as $\{\beta_k = 1, k = 1, \dots, 4\}$. The performance of the proposed method is compared to the standard compressed sensing method via the average reconstruction error and the average root mean square error (RMSE) [25] of the estimated DOA angles of all four targets. The results in Table 1 show that the proposed method is with less reconstruction error and RMSE. This shows that the proposed method outperforms the standard compressed sensing with more accurate estimated DOA angles.

5. Conclusion

In this paper, the coherent column replacement method is proposed to reduce the coherence of a partially deterministic sensing matrix, which is comprised of highly coherent columns and random Gaussian columns. The proposed method is then extended to a more practical condition when highly coherent columns and incoherent columns are considered, for example, the direction of arrival (DOA) estimation problem in phased array radar system using compressed sensing. Numerical simulations show that the proposed method obtains more precise estimation of DOA using one snapshot compared with the traditional estimation methods such as Capon, APES, and GLRT, based on hundreds of snapshots.

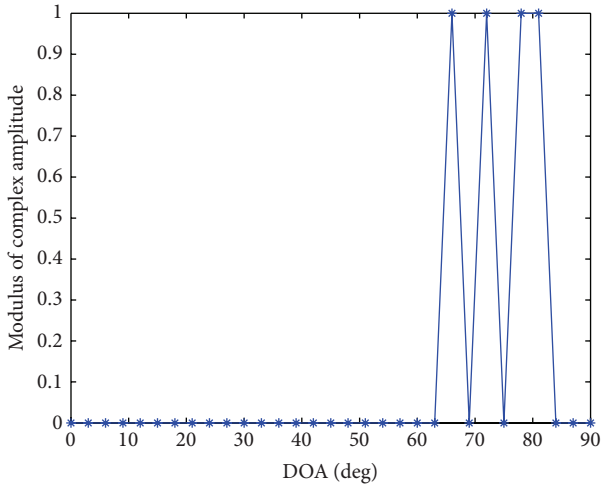


FIGURE 7: The original scene.

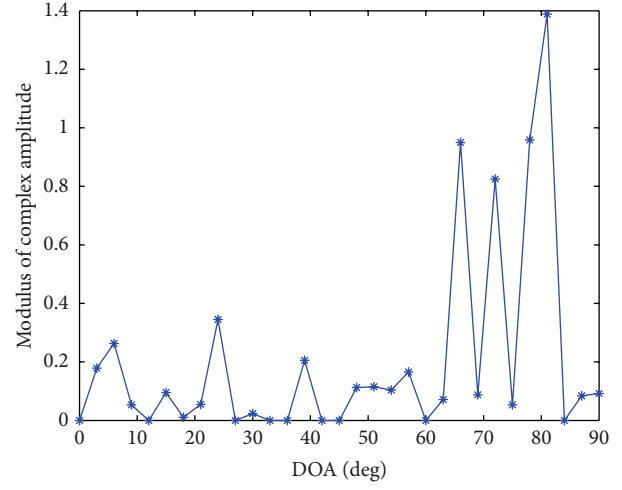


FIGURE 10: DOA estimation using Capon.

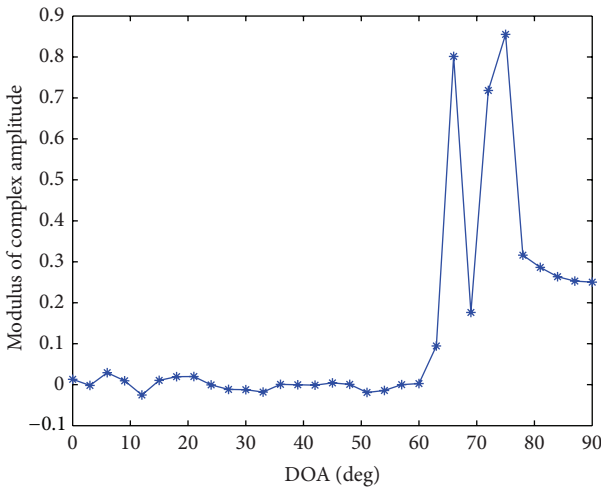


FIGURE 8: DOA estimation using the standard compressed sensing method.

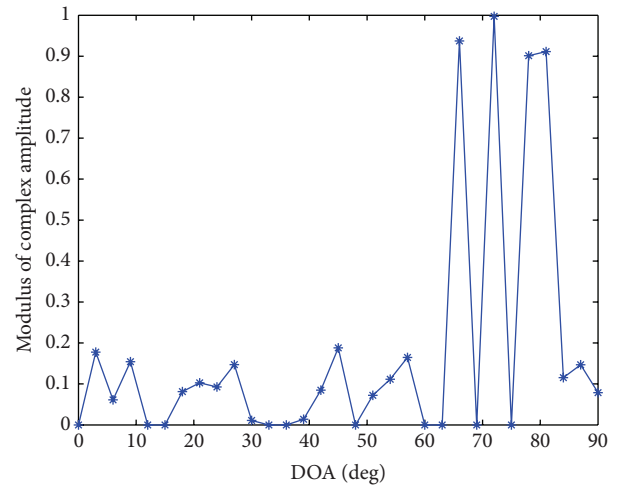


FIGURE 11: DOA estimation using APES.

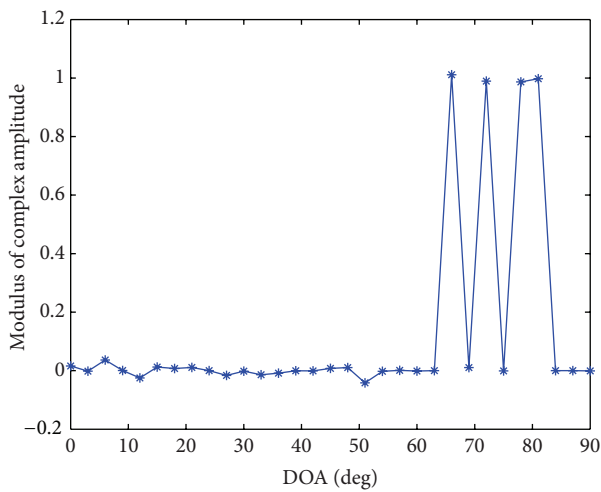


FIGURE 9: DOA estimation using the proposed coherent column replacement method.

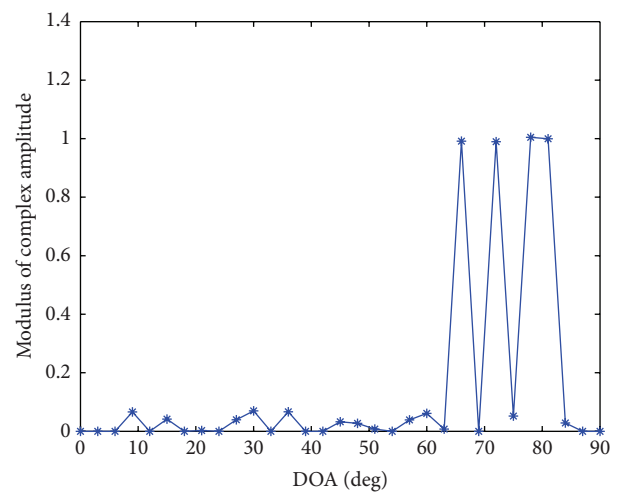


FIGURE 12: DOA estimation using GLRT.

Acknowledgments

This work was supported by the Foundation for Innovative Research Groups of the National Natural Science Foundation of China (61221063), the Natural Science Foundations of China (no. 61104051, no. 61074176, and no. 61004087), the Fundamental Research Funds for the Central Universities, and the Scientific Research Foundation for the Returned Overseas Chinese Scholars, State Education Ministry.

References

- [1] J. Romberg, "Imaging via compressive sampling: introduction to compressive sampling and recovery via convex programming," *IEEE Signal Processing Magazine*, vol. 25, no. 2, pp. 14–20, 2008.
- [2] Z. Liu, A. Elezzabi, and H. Zhao, "Maximum frame rate video acquisition using adaptive compressed sensing," *IEEE Transactions on Circuits and Systems For Video Technology*, vol. 21, no. 11, pp. 1704–1718, 2011.
- [3] C. R. Berger, S. Zhou, J. C. Preisig, and P. Willett, "Sparse channel estimation for multicarrier underwater acoustic communication: from subspace methods to compressed sensing," *IEEE Transactions on Signal Processing*, vol. 58, no. 3, pp. 1708–1721, 2010.
- [4] R. Baraniuk and P. Steeghs, "Compressive radar imaging," in *Proceedings of the IEEE Radar Conference*, pp. 128–133, April 2007.
- [5] A. Gurbuz, J. McClellan, and W. Scott, "Compressive sensing for GPR imaging," in *Proceedings of the 41th Asilomar Conference on Signals, Systems and Computers*, pp. 2223–2227, November 2007.
- [6] M. Herman and T. Strohmer, "Compressed sensing radar," in *Proceedings of the IEEE International Conference on Acoustics, Speech, and Signal Processing*, pp. 2223–2227, Las Vegas, Nev, USA, 2008.
- [7] G. Shi, J. Lin, X. Chen, F. Qi, D. Liu, and L. Zhang, "UWB echo signal detection with ultra-low rate sampling based on compressed sensing," *IEEE Transactions on Circuits and Systems II*, vol. 55, no. 4, pp. 379–383, 2008.
- [8] C. R. Berger, B. Demissie, J. Heckenbach, P. Willett, and S. Zhou, "Signal processing for passive radar using OFDM waveforms," *IEEE Journal on Selected Topics in Signal Processing*, vol. 4, no. 1, pp. 226–238, 2010.
- [9] J. H. Ender, "On compressive sensing applied to radar," *Signal Processing*, vol. 90, pp. 1402–1414, 2010.
- [10] Y. Yu, A. P. Petropulu, and H. V. Poor, "Measurement matrix design for compressive sensing-based MIMO radar," *IEEE Transactions on Signal Processing*, vol. 59, no. 11, pp. 5338–5352, 2011.
- [11] E. J. Candès, J. K. Romberg, and T. Tao, "Stable signal recovery from incomplete and inaccurate measurements," *Communications on Pure and Applied Mathematics*, vol. 59, no. 8, pp. 1207–1223, 2006.
- [12] D. L. Donoho, "Compressed sensing," *IEEE Transactions on Information Theory*, vol. 52, no. 4, pp. 1289–1306, 2006.
- [13] E. Candès, "Compressive sampling," in *Proceedings of the International Congress of Mathematicians*, vol. 3, pp. 1433–1452, Madrid, Spain, 2006.
- [14] M. F. Duarte and Y. C. Eldar, "Structured compressed sensing: from theory to applications," *IEEE Transactions on Signal Processing*, vol. 59, no. 9, pp. 4053–4085, 2011.
- [15] J. J. Fuchs, "Linear programming in spectral estimation. Application to array processing," in *Proceedings of the IEEE International Conference on Acoustics, Speech, and Signal Processing*, vol. 6, pp. 3161–3164, May 1996.
- [16] D. Malioutov, M. Çetin, and A. S. Willsky, "A sparse signal reconstruction perspective for source localization with sensor arrays," *IEEE Transactions on Signal Processing*, vol. 53, no. 8, pp. 3010–3022, 2005.
- [17] A. Gurbuz, J. McClellan, and V. Cevher, "A compressive beamforming method," in *Proceedings of the IEEE International Conference on Acoustics, Speech, and Signal Processing*, pp. 2617–2620, Las Vegas, Nev, USA, 2008.
- [18] I. Stojanovic, W. Karl, and M. Cetin, "Compressed sensing of mono-static and multi-static SAR," in *Defense and Security Symposium*, vol. 7337 of *Proceedings of SPIE. Algorithms for Synthetic Aperture Radar Imagery XVI*, Orlando, Fla, USA.
- [19] J. Zhang, D. Zhu, and G. Zhang, "Adaptive compressed sensing radar oriented toward cognitive detection in dynamic sparse target scene," *IEEE Transactions on Signal Processing*, vol. 60, no. 4, pp. 1718–1729, 2012.
- [20] Y. Chi, L. L. Scharf, A. Pezeshki, and A. R. Calderbank, "Sensitivity to basis mismatch in compressed sensing," *IEEE Transactions on Signal Processing*, vol. 59, no. 5, pp. 2182–2195, 2011.
- [21] D. L. Donoho and M. Elad, "Optimally sparse representation in general (nonorthogonal) dictionaries via l^1 minimization," *Proceedings of the National Academy of Sciences of the United States of America*, vol. 100, no. 5, pp. 2197–2202, 2003.
- [22] R. Gribonval and M. Nielsen, "Sparse representations in unions of bases," *IEEE Transactions on Information Theory*, vol. 49, no. 12, pp. 3320–3325, 2003.
- [23] Z. Ben-Haim, Y. C. Eldar, and M. Elad, "Coherence-based performance guarantees for estimating a sparse vector under random noise," *IEEE Transactions on Signal Processing*, vol. 58, no. 10, pp. 5030–5043, 2010.
- [24] M. Elad, "Optimized projections for compressed sensing," *IEEE Transactions on Signal Processing*, vol. 55, no. 12, pp. 5695–5702, 2007.
- [25] Y. Bar-Shalom and T. E. Fortmann, *Tracking and Data Association*, vol. 179, Academic Press, San Diego, Calif, USA, 1988.



Hindawi

Submit your manuscripts at
<http://www.hindawi.com>

