

Inclusive four-jet production at 7 and 13 TeV: Azimuthal profile in multi-Regge kinematics

F. Caporale¹, F. G. Celiberto^{1,2} , G. Chachamis^{1,a} , D. Gordo Gómez¹, A. Sabio Vera¹¹ Instituto de Física Teórica UAM/CSIC and Universidad Autónoma de Madrid, Nicolás Cabrera 15, 28049 Madrid, Spain² Dipartimento di Fisica, Università della Calabria and Istituto Nazionale di Fisica Nucleare, Gruppo Collegato di Cosenza, Arcavacata di Rende, 87036 Cosenza, Italy

Received: 1 July 2016 / Accepted: 7 December 2016 / Published online: 29 December 2016

© The Author(s) 2016. This article is published with open access at Springerlink.com

Abstract Recently, new observables in LHC inclusive events with three tagged jets were proposed. Here, we extend that proposal to events with four tagged jets. The events are characterized by one jet in the forward direction, one in the backward direction with a large rapidity distance Y from the first one and two more jets tagged in more central regions of the detector. In our setup, non-tagged associated mini-jet multiplicity is present and needs to be accounted for by the inclusion of BFKL gluon Green functions. The projection of the cross section on azimuthal-angle components opens up the opportunity for defining new ratios of correlation functions of the azimuthal-angle differences among the tagged jets that can be used as probes of the BFKL dynamics.

1 Introduction

The large hadron collider (LHC) gives a unique opportunity to study high energy scattering in quantum chromodynamics (QCD). Jet production studies play a crucial role in high energy QCD phenomenology since the plethora of data makes possible the analysis of even more exclusive observables than usual. Here, we concentrate on four-jet production in the so-called multi-Regge kinematics. In an experimental setup containing final state jets with a large rapidity separation, the Balitsky–Fadin–Kuraev–Lipatov (BFKL) framework in the leading logarithmic (LL) [1–11] and next-to-leading logarithmic (NLL) approximation [12, 13] presents itself as a powerful tool to probe the dominant dynamics of the QCD high energy limit.

Arguably, jet production studies in the last decade searching for the onset of BFKL effects were mainly focused on Mueller–Navelet jets (dijets) [14] in hadronic colliders. They

correspond to the inclusive production of two jets with similar transverse sizes, $k_{A,B}$, and a large rapidity difference $Y = \ln(x_1 x_2 s / (k_A k_B))$. $x_{1,2}$ are the usual Bjorken parameters of the two partons that are linked to the jets and s is the center-of-mass energy squared. A number of analyses [15–21] of the average values, $\langle \cos(m\phi) \rangle$, for the azimuthal-angle difference between the two tagged jets, ϕ , suggest mini-jet activity in the rapidity interval between the most forward and most backward jet which cannot be dismissed and which affects the azimuthal-angle difference of these jets. A downside is that collinear effects [22, 23], having their origin at the zeroth component of the conformal spin, affect significantly the azimuthal-angle observables. Nevertheless, this collinear contamination can be mostly eliminated if the ratios of projections on azimuthal-angle observables $\mathcal{R}_n^m = \langle \cos(m\phi) \rangle / \langle \cos(n\phi) \rangle$ [22, 23] (where m, n are integers and ϕ is the azimuthal angle between the two tagged jets) are considered instead. Moreover, the ratios offer a clearer signal of BFKL effects than the standard predictions for the growth of hadron structure functions $F_{2,L}$ (well fitted within NLL approaches [24, 25]). The confrontation of different NLL theoretical predictions for these ratios \mathcal{R}_n^m [26–39] against LHC experimental data has been quite successful.

In Refs. [40, 41], we proposed new observables associated to the inclusive production of three jets. We argued there that the new observables feature appealing attributes. First, in order to obtain data for the proposed three-jet analysis, one would only need to search for an additional central jet within any existing Mueller–Navelet analysis data set. Second, on more theoretical grounds, these observables probe fundamental characteristics of the BFKL ladder. They correspond to the ratios

$$R_{PQ}^{MN} = \frac{\langle \cos(M\phi_1) \cos(N\phi_2) \rangle}{\langle \cos(P\phi_1) \cos(Q\phi_2) \rangle}, \quad (1)$$

D. Gordo Gómez: ‘la Caixa’-Severo Ochoa Scholar.

^ae-mail: chachamis@gmail.com

where $\phi_1 = \vartheta_A - \vartheta_J - \pi$ and $\phi_2 = \vartheta_J - \vartheta_B - \pi$ with $\vartheta_{A,J,B}$ being the azimuthal angle of the forward, central, and backward jet, respectively.

Here, we extend our discussion to the case of four-jet events (different experimental analyses can be found in Refs. [42–44]). For the present study, we need to have one jet in the forward direction with rapidity Y_A , one in the backward direction with rapidity Y_B and both well separated in rapidity from the each other so that $Y_A - Y_B$ is large, along with two extra jets tagged in more central regions of the detector. Additionally, the relative rapidity separation between any two neighboring jets cannot be very different from one third of $Y_A - Y_B$ so that the kinematical configurations of the events actually follow the multi-Regge kinematics. Extending Eq. (1) to the partonic four-jet production, we studied in [45] different ratios of three cosines in numerator and denominator:

$$\mathcal{R}_{PQR}^{MNL} = \frac{\langle \cos(M\phi_1) \cos(N\phi_2) \cos(L\phi_3) \rangle}{\langle \cos(P\phi_1) \cos(Q\phi_2) \cos(R\phi_3) \rangle}, \tag{2}$$

where ϕ_1, ϕ_2 , and ϕ_3 are the azimuthal-angle differences between jets neighboring in rapidity. These ratios allow for the study of even more differential distributions in the transverse momenta, azimuthal angles and rapidities of the two central jets as well as for detailed work in connection to multiple parton scattering [46–52].

In this paper, we define and study ratios of three cosines in numerator and denominator beyond the partonic level. We make use of the collinear factorization scheme to produce the two uttermost jets and we convolute the partonic differential cross section, which is described by the BFKL dynamics, with collinear parton distribution functions. We also include in our computation the forward “jet vertex” [53–57]. Three BFKL gluon Green functions link the outermost (Mueller–Navelet-like) jets with the more centrally produced ones. We integrate over the momenta of the four produced jets, using LHC kinematical cuts so that a comparison of our predictions with forthcoming experimental analyses of LHC data is possible. In the following section we will overview the main formulas and present our numerical results. We conclude with Sect. 3.

2 Hadronic level inclusive four-jet production in multi-Regge kinematics

We study (see Figs. 1 and 2) the production of one forward and one backward jet, both characterized by high transverse momenta $\vec{k}_{A,B}$ and well separated in rapidity, together with two more jets produced in the central rapidity region and with possible associated mini-jet production:

$$\begin{aligned} &\text{proton}(p_1) + \text{proton}(p_2) \rightarrow \text{jet}(k_A) + \text{jet}(k_1) \\ &\quad + \text{jet}(k_2) + \text{jet}(k_B) + \text{mini-jets}. \end{aligned} \tag{3}$$

The cross section for the inclusive four-jet production process (3) reads in collinear factorization

$$\begin{aligned} &\frac{d\sigma^{4\text{-jet}}}{dk_A dY_A d\vartheta_A dk_B dY_B d\vartheta_B dk_1 dy_1 d\vartheta_1 dk_2 dy_2 d\vartheta_2} \\ &= \sum_{\alpha,\beta=q,\bar{q},g} \int_0^1 dx_1 \int_0^1 dx_2 f_\alpha(x_1, \mu_F) f_\beta(x_2, \mu_F) \\ &\quad \times d\hat{\sigma}_{\alpha,\beta}(\hat{s}, \mu_F), \end{aligned} \tag{4}$$

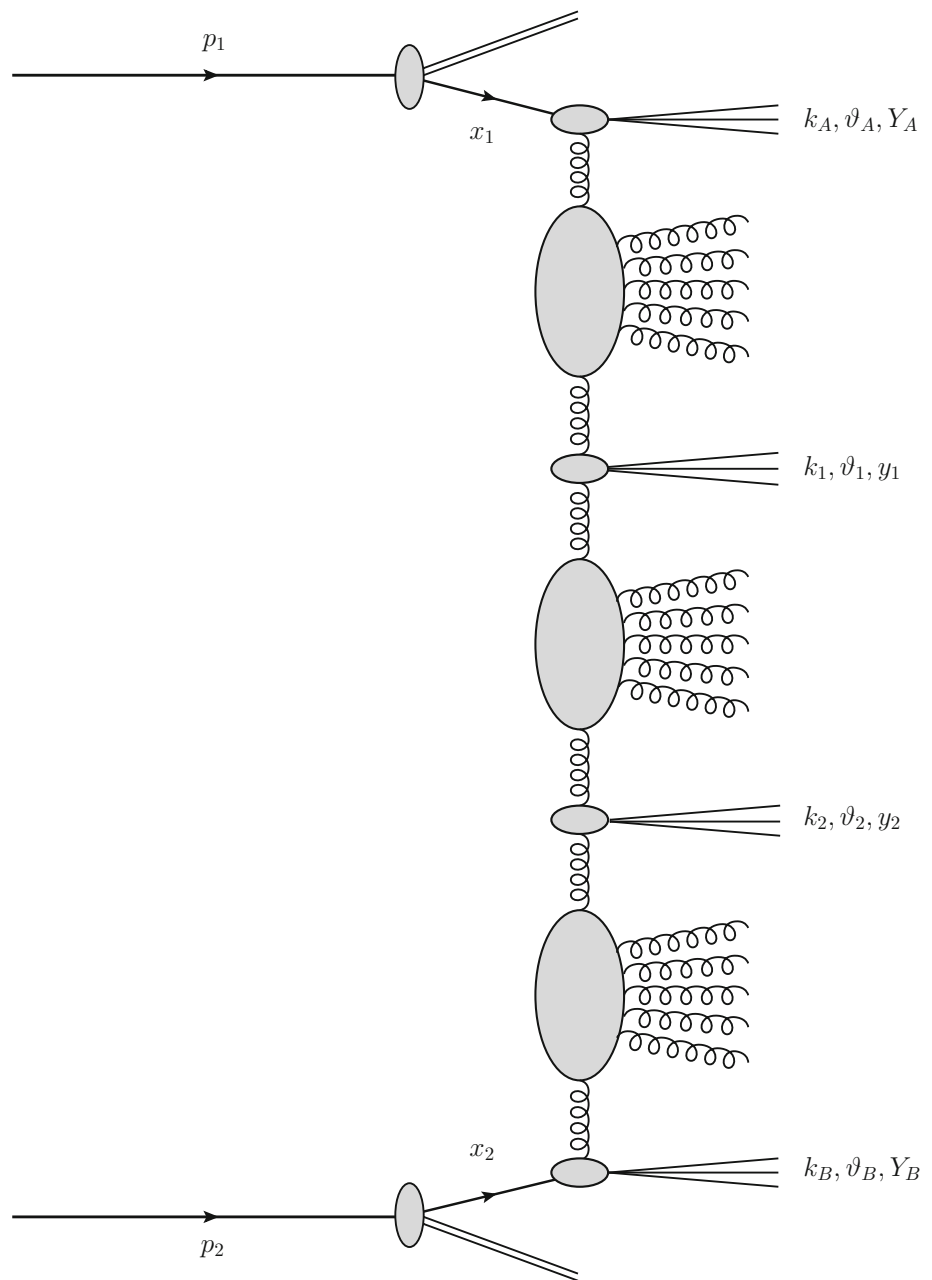
where α, β characterize the partons (gluon g ; quarks $q = u, d, s, c, b$; antiquarks $\bar{q} = \bar{u}, \bar{d}, \bar{s}, \bar{c}, \bar{b}$), $f_{\alpha,\beta}(x, \mu_F)$ are the parton distribution functions of the protons; $x_{1,2}$ represent the longitudinal fractions of the protons involved in the hard subprocess; $d\hat{\sigma}_{\alpha,\beta}(\hat{s}, \mu_F)$ is the partonic cross section for the production of jets and $\hat{s} \equiv x_1 x_2 s$ is the partonic squared center-of-mass energy (see Fig. 1). The cross section for the partonic hard subprocess $d\hat{\sigma}_{\alpha,\beta}$ features a dependence on BFKL dynamics keeping in mind that the emissions of mini-jet in the rapidity span between any two subsequent-in-rapidity jets can be described by a forward gluon Green function φ .

Making use of the leading order approximation of the jet vertex [53], the cross section for the process (3) reads

$$\begin{aligned} &\frac{d\sigma^{4\text{-jet}}}{dk_A dY_A d\vartheta_A dk_B dY_B d\vartheta_B dk_1 dy_1 d\vartheta_1 dk_2 dy_2 d\vartheta_2} \\ &= \frac{16\pi^4 C_F \bar{\alpha}_s^4}{N_C^3} \frac{x_{J_A} x_{J_B}}{k_A k_B k_1 k_2} \int d^2 \vec{p}_A \int d^2 \vec{p}_B \int d^2 \vec{p}_1 \int d^2 \vec{p}_2 \\ &\quad \times \delta^{(2)}(\vec{p}_A + \vec{k}_1 - \vec{p}_1) \delta^{(2)}(\vec{p}_B - \vec{k}_2 - \vec{p}_2) \\ &\quad \times \left(\frac{N_C}{C_F} f_g(x_{J_A}, \mu_F) + \sum_{r=q,\bar{q}} f_r(x_{J_A}, \mu_F) \right) \\ &\quad \times \left(\frac{N_C}{C_F} f_g(x_{J_B}, \mu_F) + \sum_{s=q,\bar{q}} f_s(x_{J_B}, \mu_F) \right) \\ &\quad \times \varphi(\vec{k}_A, \vec{p}_A, Y_A - y_1) \varphi(\vec{p}_1, \vec{p}_2, y_1 - y_2) \varphi(\vec{p}_B, \vec{k}_B, y_2 - Y_B). \end{aligned} \tag{5}$$

In order to follow a multi-Regge kinematics setup, we demand that the rapidities of the produced particles obey $Y_A > y_1 > y_2 > Y_B$, while k_1^2 and k_2^2 are well above the resolution scale of the detectors. $x_{J_{A,B}}$ are the longitudinal momentum fractions of the two external jets, connected to the respective rapidities $Y_{A,B}$ by the relation $x_{J_{A,B}} = k_{A,B} e^{\pm Y_{A,B}} / \sqrt{s}$. The strong coupling is $\bar{\alpha}_s = \alpha_s(\mu_R) N_c / \pi$ and φ are BFKL gluon Green functions following the normalization $\varphi(\vec{p}, \vec{q}, 0) = \delta^{(2)}(\vec{p} - \vec{q})$.

Fig. 1 Inclusive four-jet production process in multi-Regge kinematics

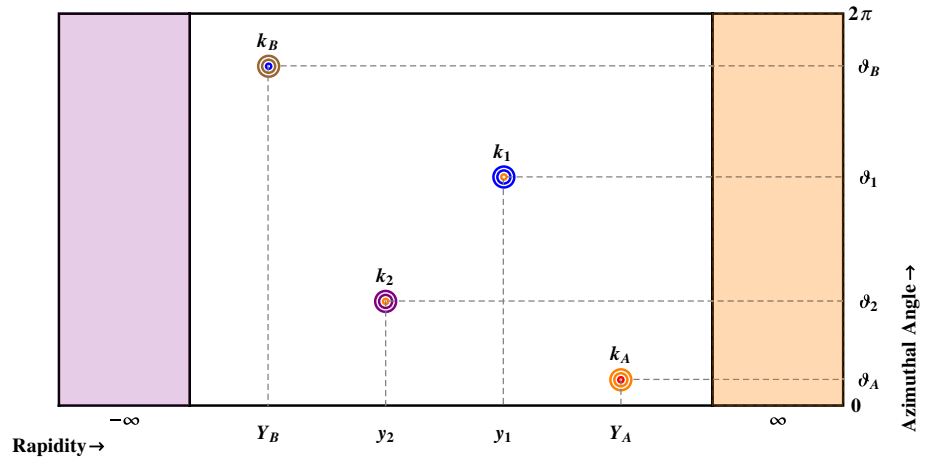


Based upon the work presented in Refs. [41,45], we seek observables for which the BFKL dynamics would surface in a distinct form. Moreover, we are interested in observables that should be rather insensitive to possible higher order corrections. Let us first define the following azimuthal-

angle differences: $\phi_1 = \vartheta_A - \vartheta_1 - \pi$, $\phi_2 = \vartheta_1 - \vartheta_2 - \pi$, $\phi_3 = \vartheta_2 - \vartheta_B - \pi$. Then the related experimental observable we propose corresponds to the mean value (with M, N, L being positive integers)

$$C_{MNL} = \langle \cos(M \phi_1) \cos(N \phi_2) \cos(L \phi_3) \rangle = \frac{\int_0^{2\pi} d\vartheta_A \int_0^{2\pi} d\vartheta_B \int_0^{2\pi} d\vartheta_1 \int_0^{2\pi} d\vartheta_2 \cos(M \phi_1) \cos(N \phi_2) \cos(L \phi_3) d\sigma^{4\text{-jet}}}{\int_0^{2\pi} d\vartheta_A d\vartheta_B d\vartheta_1 d\vartheta_2 d\sigma^{4\text{-jet}}} \tag{6}$$

Fig. 2 A primitive lego plot depicting a four-jet event. k_A is a forward jet with large positive rapidity Y_A and azimuthal angle ϑ_A , k_B is a backward jet with large negative rapidity Y_B and azimuthal angle ϑ_B and k_1 and k_2 are two jets with azimuthal angles ϑ_1 and ϑ_2 , respectively, and rapidities y_1 and y_2 such that $Y_A - y_1 \sim y_1 - y_2 \sim y_2 - Y_B$



The numerator in Eq. (6) actually reads

$$\begin{aligned}
 & \int_0^{2\pi} d\vartheta_A \int_0^{2\pi} d\vartheta_B \int_0^{2\pi} d\vartheta_1 \int_0^{2\pi} d\vartheta_2 \cos(M\phi_1) \cos(N\phi_2) \cos(L\phi_3) \\
 & \quad \times \frac{d\sigma^{4\text{-jet}}}{dk_A dY_A d\vartheta_A dk_B dY_B d\vartheta_B dk_1 dy_1 d\vartheta_1 dk_2 dy_2 d\vartheta_2} \\
 & = \frac{16\pi^4 C_F \bar{\alpha}_s^4}{N_C^3} \frac{x_{J_A} x_{J_B}}{k_A k_B k_1 k_2} \int d^2 \vec{p}_A \int d^2 \vec{p}_B \int d^2 \vec{p}_1 \int d^2 \vec{p}_2 \\
 & \quad \times \delta^{(2)}(\vec{p}_A + \vec{k}_1 - \vec{p}_1) \delta^{(2)}(\vec{p}_B - \vec{k}_2 - \vec{p}_2) \\
 & \quad \times \left(\frac{N_C}{C_F} f_g(x_{J_A}, \mu_F) + \sum_{r=q, \bar{q}} f_r(x_{J_A}, \mu_F) \right) \\
 & \quad \times \left(\frac{N_C}{C_F} f_g(x_{J_B}, \mu_F) + \sum_{s=q, \bar{q}} f_s(x_{J_B}, \mu_F) \right) \\
 & \quad \times \left(\tilde{\Omega}_{M,N,L} + \tilde{\Omega}_{M,N,-L} + \tilde{\Omega}_{M,-N,L} + \tilde{\Omega}_{M,-N,-L} \right. \\
 & \quad \left. + \tilde{\Omega}_{-M,N,L} + \tilde{\Omega}_{-M,N,-L} + \tilde{\Omega}_{-M,-N,L} + \tilde{\Omega}_{-M,-N,-L} \right). \tag{7}
 \end{aligned}$$

The quantity $\tilde{\Omega}_{m,n,l}$ is simply a convolution of the BFKL gluon Green functions, originally defined in [45]:

$$\begin{aligned}
 \tilde{\Omega}_{m,n,l} = & \int_0^{+\infty} d p_A p_A \int_0^{+\infty} d p_B p_B \int_0^{2\pi} d\phi_A \int_0^{2\pi} d\phi_B \\
 & \times \frac{e^{-i m \phi_A} e^{i l \phi_B} (p_A e^{i \phi_A} + k_1)^n (p_B e^{-i \phi_B} - k_2)^n}{\sqrt{(p_A^2 + k_1^2 + 2 p_A k_1 \cos \phi_A)^n} \sqrt{(p_B^2 + k_2^2 - 2 p_B k_2 \cos \phi_B)^n}} \\
 & \times \varphi_m(|\vec{k}_A|, |\vec{p}_A|, Y_A - y_1) \varphi_l(|\vec{p}_B|, |\vec{k}_B|, y_2 - Y_B) \\
 & \times \varphi_n\left(\sqrt{p_A^2 + k_1^2 + 2 p_A k_1 \cos \phi_A}, \right. \\
 & \left. \times \sqrt{p_B^2 + k_2^2 - 2 p_B k_2 \cos \phi_B}, y_1 - y_2\right), \tag{8}
 \end{aligned}$$

where

$$\varphi_n(|p|, |q|, Y) = \int_0^\infty dv \cos\left(v \ln \frac{p^2}{q^2}\right) \frac{e^{\bar{\alpha}_s \chi_n(v) Y}}{\pi^2 \sqrt{p^2 q^2}}, \tag{9}$$

$$\chi_n(v) = 2\psi(1) - \psi\left(\frac{1+n}{2} + iv\right) - \psi\left(\frac{1+n}{2} - iv\right) \tag{10}$$

(ψ is the logarithmic derivative of Euler’s gamma function).

As we mentioned previously, we would like to consider quantities that are easily measured experimentally; moreover, we want to eliminate as much as possible any dependence on higher order corrections. Thus, we need to consider ratios¹ similar to Eq. (2) which are defined on a partonic level though. Therefore, in order to provide testable theoretical predictions against any current and forthcoming experimental data, we proceed in two steps. First of all, we impose LHC kinematical cuts by integrating C_{MNL} over the momenta of the tagged jets. More precisely,

$$\begin{aligned}
 C_{MNL} = & \int_{Y_A^{\min}}^{Y_A^{\max}} dY_A \int_{Y_B^{\min}}^{Y_B^{\max}} dY_B \int_{k_A^{\min}}^{k_A^{\max}} dk_A \int_{k_B^{\min}}^{k_B^{\max}} dk_B \int_{k_1^{\min}}^{k_1^{\max}} dk_1 \int_{k_2^{\min}}^{k_2^{\max}} dk_2 \\
 & \times \delta(Y_A - Y_B - Y) C_{MNL}, \tag{11}
 \end{aligned}$$

where the rapidity Y_A of the most forward jet k_A is restricted to $0 < Y_A < 4.7$ and the rapidity Y_B of the most backward jet k_B is restricted to $-4.7 < Y_B < 0$, while their difference $Y \equiv Y_A - Y_B$ is kept fixed at definite values within the range $6.5 < Y < 9$. Obviously, the last condition on the allowed values of Y makes both the integration ranges over Y_A and Y_B smaller than 4.7 units of rapidity. Second, we remove the zeroth conformal spin contribution responsible for any collinear contamination (contributions that originate at φ_0) and we minimize possible higher order effects by introducing the ratios

¹ See the discussion in Refs. [22,23].

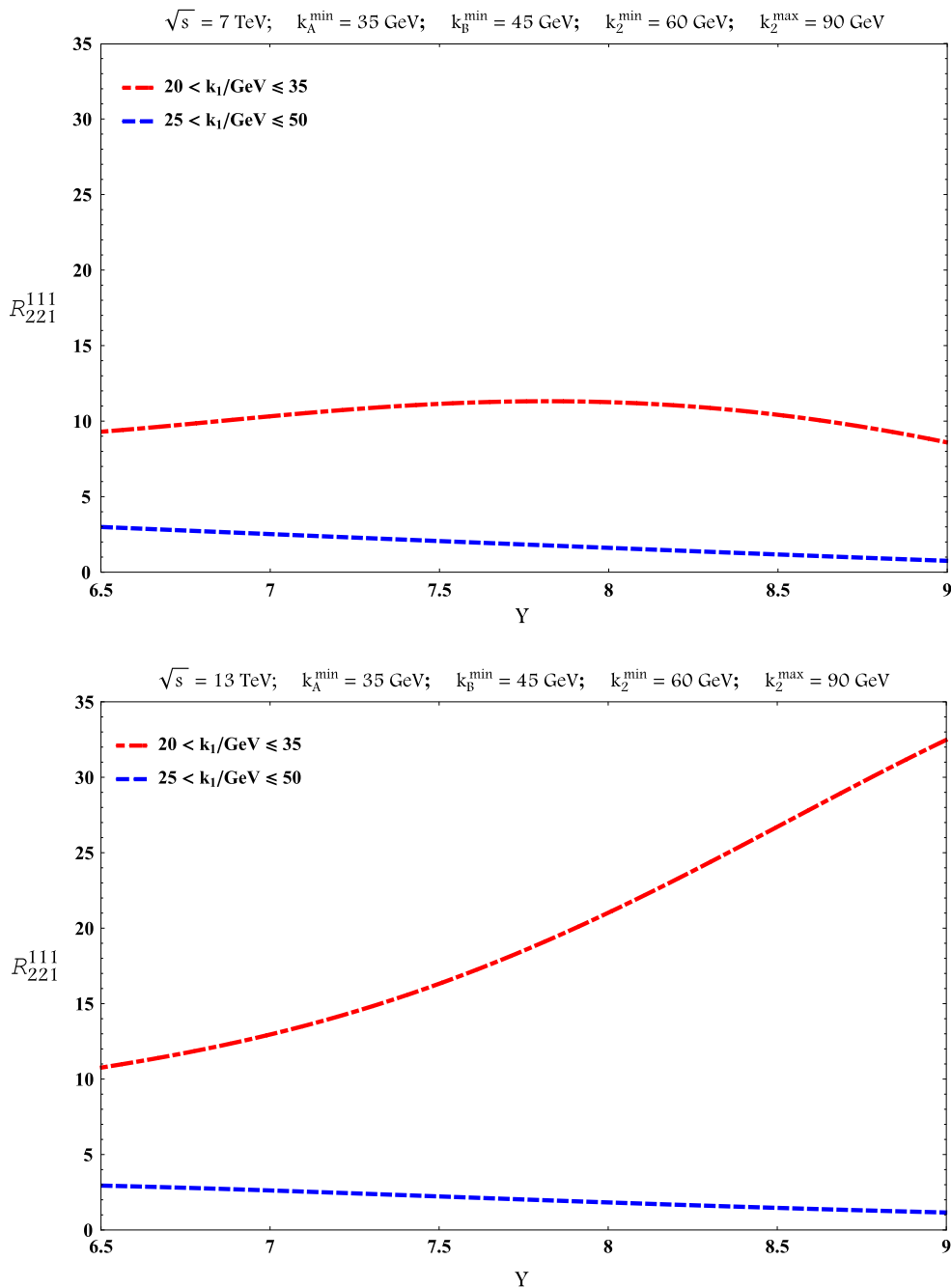


Fig. 3 Y -dependence of R_{221}^{111} for $\sqrt{s} = 7$ TeV (top) and for $\sqrt{s} = 13$ TeV (bottom)

$$R_{PQR}^{MNL} = \frac{C_{MNL}}{C_{PQR}} \quad (12) \quad 1.$$

where M, N, L, P, Q, R are positive definite integers.

Let us proceed now and present results for the ratios $R_{PQR}^{MNL}(Y)$ in Eq. (12) as functions of the rapidity difference Y between the outermost jets for different momenta configurations and for two center-of-mass energies: $\sqrt{s} = 7$ and $\sqrt{s} = 13$ TeV. For the transverse momenta k_A, k_B, k_1 , and k_2 we impose the following cuts:

$$\begin{aligned} k_A^{\min} &= 35 \text{ GeV}, & k_A^{\max} &= 60 \text{ GeV}, \\ k_B^{\min} &= 45 \text{ GeV}, & k_B^{\max} &= 60 \text{ GeV}, \\ k_1^{\min} &= 20 \text{ GeV}, & k_1^{\max} &= 35 \text{ GeV}, \\ k_2^{\min} &= 60 \text{ GeV}, & k_2^{\max} &= 90 \text{ GeV}. \end{aligned} \quad (13)$$

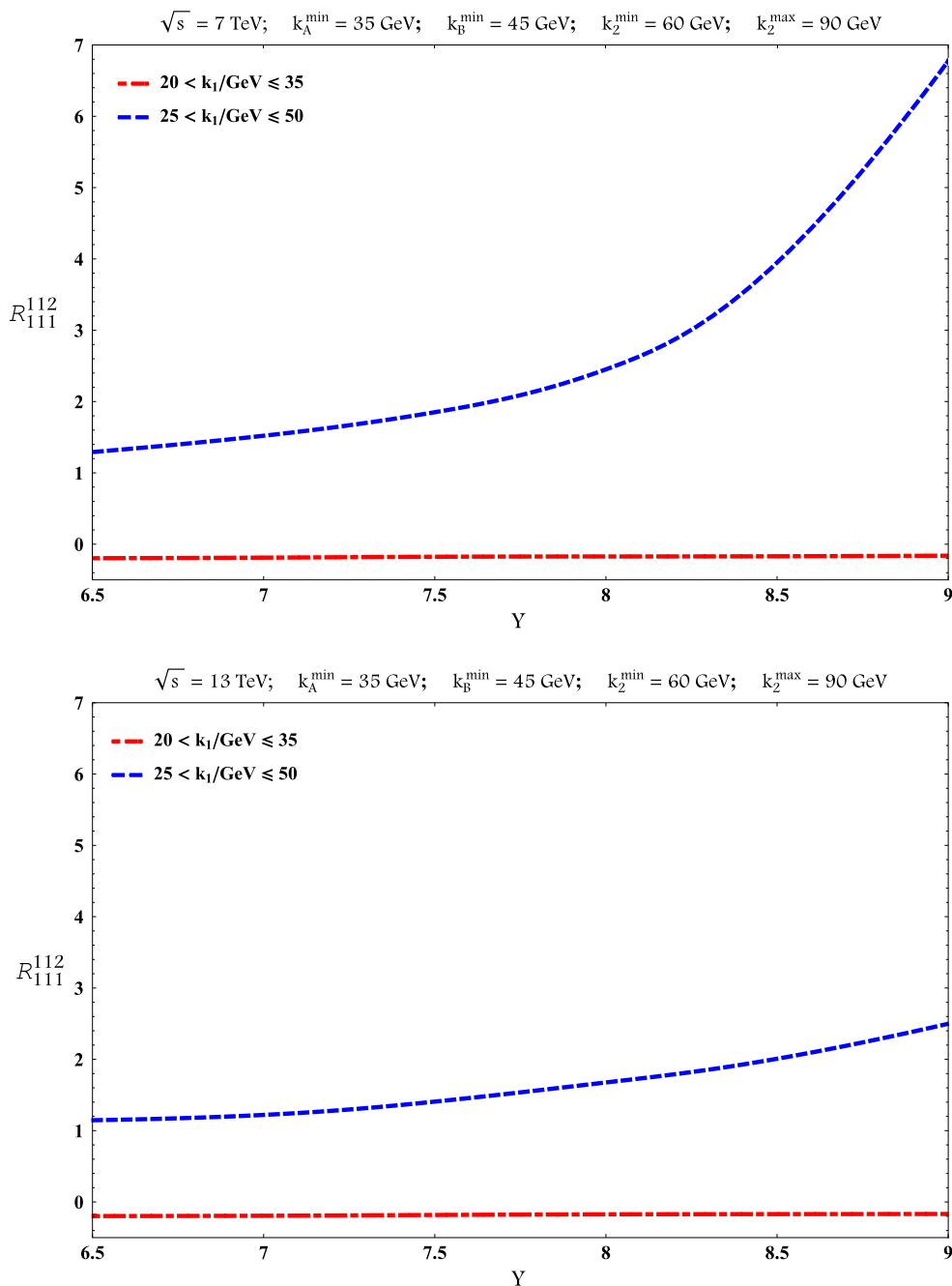


Fig. 4 Y -dependence of R_{111}^{112} for $\sqrt{s} = 7$ TeV (top) and for $\sqrt{s} = 13$ TeV (bottom)

2.

$$\begin{aligned}
 k_A^{\min} &= 35 \text{ GeV}, & k_A^{\max} &= 60 \text{ GeV}, \\
 k_B^{\min} &= 45 \text{ GeV}, & k_B^{\max} &= 60 \text{ GeV}, \\
 k_1^{\min} &= 25 \text{ GeV}, & k_1^{\max} &= 50 \text{ GeV}, \\
 k_2^{\min} &= 60 \text{ GeV}, & k_2^{\max} &= 90 \text{ GeV}.
 \end{aligned}
 \tag{14}$$

To keep things simple, in both cuts, we set k_2 to be larger than all the other three-jet momenta and we only vary the

range of k_1 . In the cut defined in Eq. (13), k_1 is smaller than all the other three-jet momenta whereas in the cut defined in Eq. (14), the allowed k_1 values overlap with the ranges of k_A and k_B . In the plots to follow, we plot the ratios for the cut defined in Eq. (13) with a red dot-dashed line and the ratios for the cut defined in Eq. (14) with a blue dashed line.

The numerical computation of the observables to be shown was done in FORTRAN. MATHEMATICA was used for various cross-checks. We used the NLO MSTW 2008 PDF sets [58]

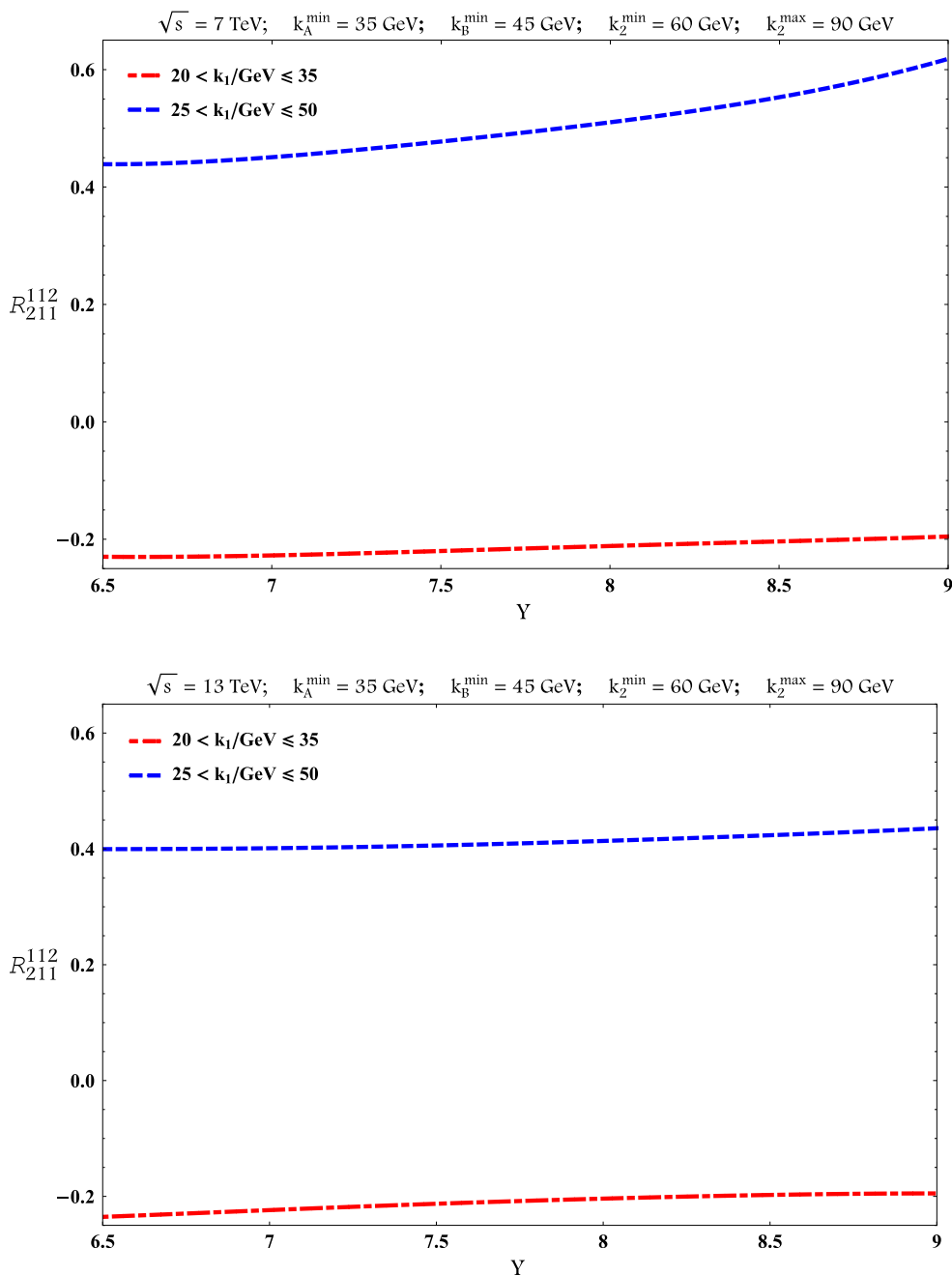


Fig. 5 Y -dependence of R_{211}^{112} for $\sqrt{s} = 7 \text{ TeV}$ (top) and for $\sqrt{s} = 13 \text{ TeV}$ (bottom)

whereas, regarding the strong coupling α_s , a two-loop running coupling setup with $\alpha_s(M_Z) = 0.11707$ was used. Vegas [59] as implemented in the Cuba library [60,61] was our main integration routine. We also made use of the library Quadpack [62] as well as of a modified version of the Psi [63] routine.

In the following, we present our results for the ratios R_{221}^{111} , R_{111}^{112} , R_{211}^{112} , R_{111}^{212} , R_{221}^{222} , R_{112}^{221} in Figs. 3, 4, 5, 6, 7, and 8. We place the $\sqrt{s} = 7 \text{ TeV}$ results on the top of each figure and the $\sqrt{s} = 13 \text{ TeV}$ results at the bottom.

The functional dependence of the ratios R_{PQR}^{MNL} on the rapidity difference between k_A and k_B is rather smooth. We can further notice that there are ratios with an almost linear behavior with Y and with a rather small slope. To be specific, the ratios represented by the blue curve in Fig. 3 and the red curve in Figs. 4, 5, and 6 demonstrate this linear behavior in a striking fashion. Furthermore, whenever a ratio exhibits a linear dependence on Y (for a certain kinematical cut of k_1) at colliding energy 7 TeV, we observe that the ratio maintains

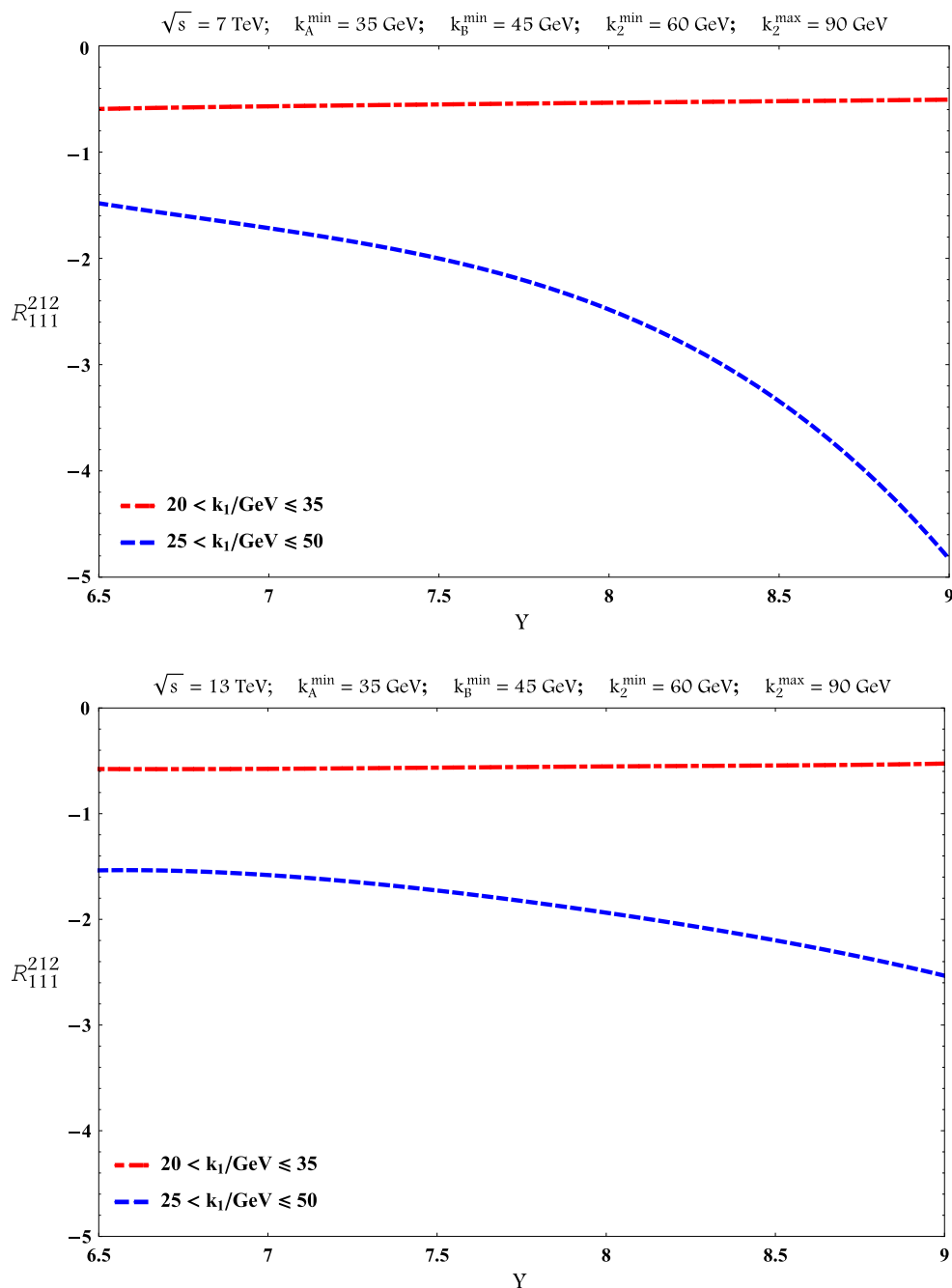


Fig. 6 Y -dependence of R_{111}^{212} for $\sqrt{s} = 7$ TeV (top) and for $\sqrt{s} = 13$ TeV (bottom)

almost the exact same linear behavior – with very similar actual values – at 13 TeV as well.

On the other hand, there are configurations for which the functional dependence on Y is much stronger and far from linear. In Fig. 4, the blue curve on the top rises from ~ 1.2 at $Y = 6.5$ to ~ 6.8 at $Y = 9$, whereas in Fig. 6 on the top it drops from $\sim (-1.5)$ to $\sim (-4.8)$ for the same variation in Y . Generally, if for some ratio there is a strong functional dependence on Y for a k_1 of intermediate size (blue curve),

this dependence is ‘softened’ at higher colliding energy (see plots in Figs. 4, 5, 6, 8). However, for a k_1 of smaller size (red curve), we see that the functional dependence on Y gets stronger at 13 TeV (Figs. 3, 7, 8), unless of course it exhibits a linear behavior as was discussed in the previous paragraph.

In all plots presented in Figs. 3, 4, 5, 6, 7 and 8, there is no red or blue curve that changes sign in the interval $6.5 < Y < 9$. Moreover, if a ratio R_{PQR}^{MNL} is positive (negative) at

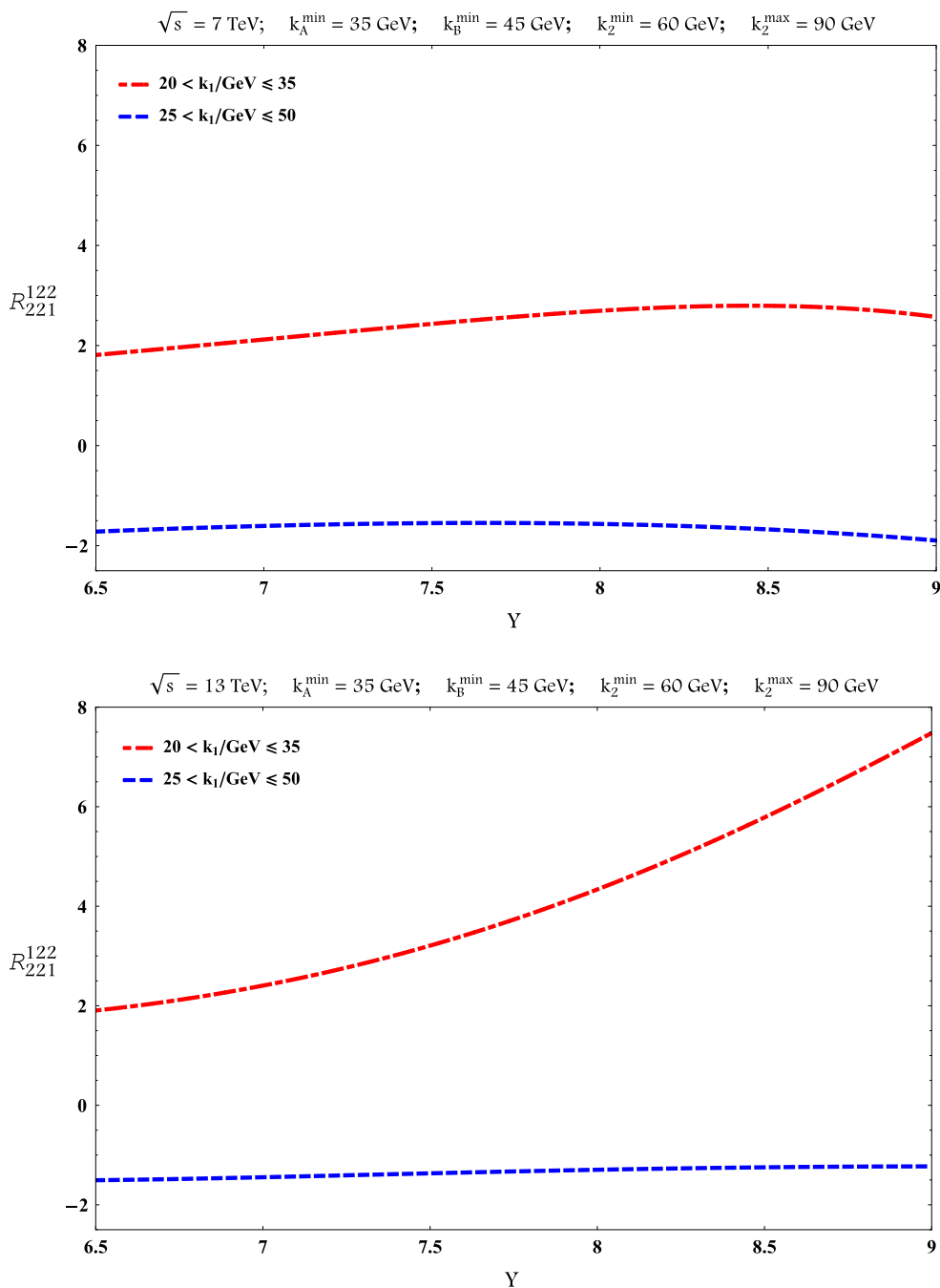


Fig. 7 Y -dependence of R_{221}^{122} for $\sqrt{s} = 7$ TeV (top) and for $\sqrt{s} = 13$ TeV (bottom)

7 TeV, it will continue being positive (negative) at 13 TeV, disregarding the specific functional behavior on Y .

In contrast to our main observation in Ref. [41] where in general, for most of the observables R_{PQ}^{MN} there were no significant changes after increasing the colliding energy from 7 to 13 TeV, here we notice that, depending on the kinematical cut, an increase in the colliding energy may lead to a noticeable change to the shape of the functional Y dependence, e.g. the red curve in Fig. 3, the blue and red curve in Fig. 8. This is

a very interesting point for the following reason. If a BFKL-based analysis for an observable dictates that the latter does not change much when the energy increases, this fact actually indicates that a kind of asymptotics has been reached, e.g. the slope of the gluon Green function plotted as a function of the rapidity for very large rapidities. In asymptotics, the dynamics is driven by pure BFKL effects whereas pre-asymptotic effects are negligible. In the present study, we have a mixed picture. We have ratios that do not really change when the

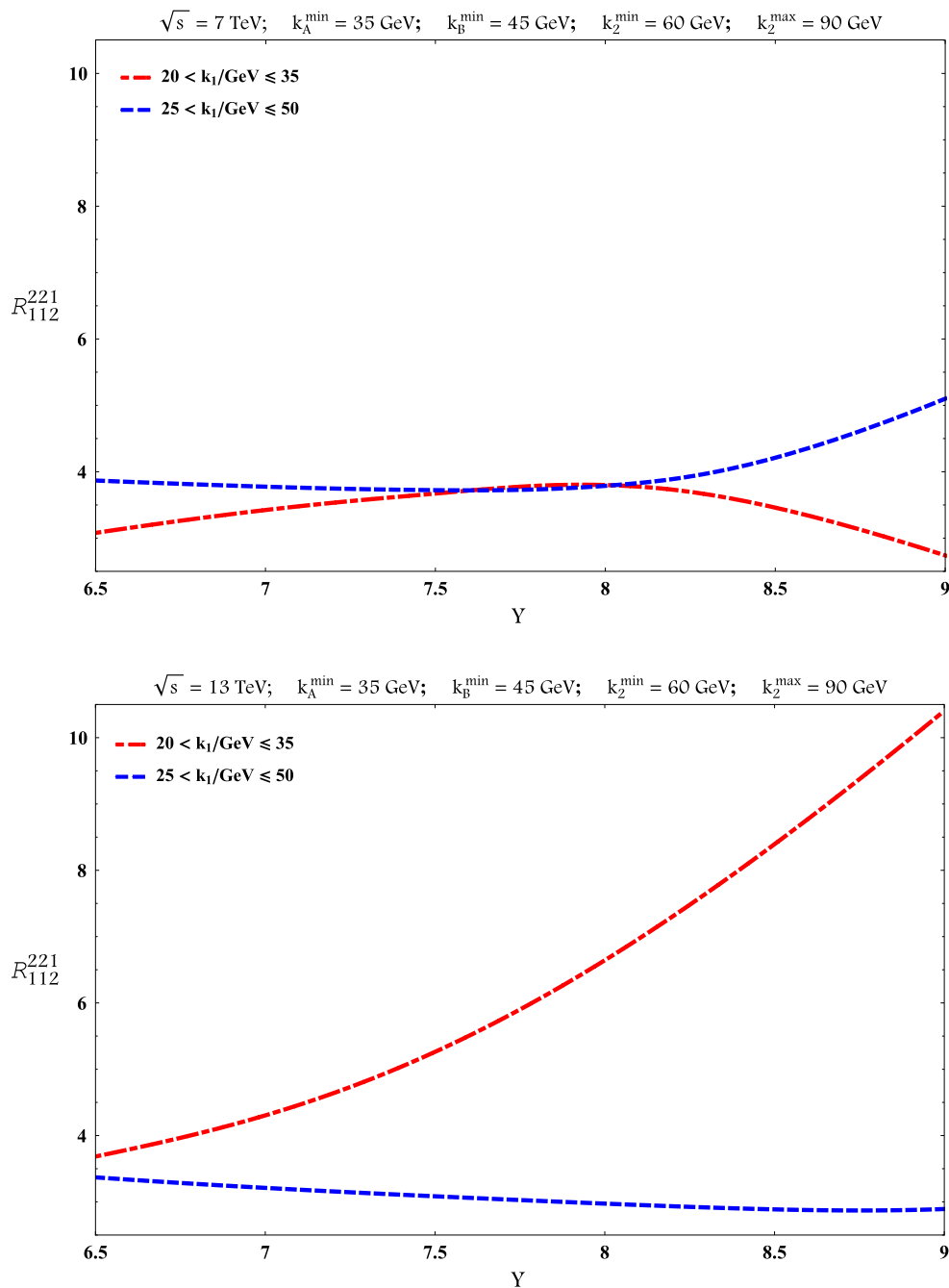


Fig. 8 Y-dependence of R_{112}^{221} for $\sqrt{s} = 7$ TeV (top) and for $\sqrt{s} = 13$ TeV (bottom)

energy increases and other ratios for which a higher colliding energy changes their functional dependence on Y . A crucial point that allows us to speak about pre-asymptotic effects, from which in itself one infers that BFKL is still the relevant dynamics, was outlined previously in this section: despite the fact that for some cases we see a different functional dependence on Y after raising the colliding energy, it is important to note that we observe no change of sign for any ratio R_{PQR}^{MNL} . Therefore, the four-jet ratio observables we are studying here

are more sensitive to pre-asymptotic effects than the related three-jet ratio observables studied in Ref. [41]. Nevertheless, by imposing different kinematical cuts one can change the degree of importance of these effects.

To conclude with, a carefully combined choice of cuts for the R_{PQR}^{MNL} observables and a detailed confrontation between theoretical predictions and data may turn out to be an excellent way to probe deeper into the BFKL dynamics.

3 Summary and outlook

We presented a first phenomenological study for some aspects of the jets' azimuthal profile in LHC inclusive four-jet production within the BFKL resummation framework. Following up the work in Ref. [45], where a new set of BFKL probes was proposed for the LHC based on a partonic level study, we have calculated some of these observables here, after convoluting the previous results with parton distribution functions and imposing LHC kinematical cuts, at two different center-of-mass energies, $\sqrt{s} = 7, 13$ TeV.

We have chosen an asymmetric kinematical cut with respect to the transverse momenta of the most forward (k_A) and most backward (k_B) jet which is arguably a more interesting kinematical configuration than a symmetric cut, since it allows for an easier distinction between BFKL and fixed order predictions [30,33]. The asymmetry was realized by imposing different lower limits to k_A and k_B ($k_A^{\min} = 35$ GeV and $k_B^{\min} = 45$ GeV). Additionally, we demanded k_2 to be larger than both k_A and k_B whereas the value of the transverse momentum k_1 was allowed to be either smaller than both k_A and k_B or overlapping the k_A and k_B range of values.

We have plotted six generalized-azimuthal-ratio observables, $R_{221}^{111}, R_{111}^{112}, R_{211}^{112}, R_{111}^{212}, R_{221}^{122}, R_{112}^{221}$, as a function of the rapidity distance Y between k_A and k_B for $6.5 < Y < 9$. A smooth functional dependence of the ratios on Y appears to be the rule. It is noteworthy that the plots for ratios we presented exhibit in some cases considerable change when the colliding energy increases from 7 to 13 TeV. This tells us that pre-asymptotic effects do play a role for the azimuthal ratios in inclusive four-jet production. A comparison with predictions for these observables from fixed order analyses as well as from the BFKL inspired Monte Carlo BFKLex [64–70] seems to be the logical next step. Predictions from multi-purpose Monte Carlo tools should also be pursued.

We will conclude our discussion by stressing that it would be very interesting to have an experimental analysis for these observables using existing and future LHC data. We have the strong belief that such an analysis will be a big step forward to the direction of gauging the applicability, at present energies, of the BFKL dynamics in phenomenological studies.

Acknowledgements GC acknowledges support from the MICINN, Spain, under contract FPA2013-44773-P. DGG acknowledges financial support from 'la Caixa'-Severo Ochoa doctoral fellowship. ASV and DGG acknowledge support from the Spanish Government (MICINN (FPA2015-65480-P)) and, together with FC and FGC, to the Spanish MINECO Centro de Excelencia Severo Ochoa Programme (SEV-2012-0249). FGC thanks the Instituto de Física Teórica (IFT UAM-CSIC) in Madrid for warm hospitality.

Open Access This article is distributed under the terms of the Creative Commons Attribution 4.0 International License (<http://creativecommons.org/licenses/by/4.0/>), which permits unrestricted use, distribution, and reproduction in any medium, provided you give appropriate credit to the original author(s) and the source, provide a link to the Creative Commons license, and indicate if changes were made. Funded by SCOAP³.

References

1. L.N. Lipatov, Sov. Phys. JETP **63**, 904 (1986)
2. L.N. Lipatov, Zh. Eksp. Teor. Fiz. **90**, 1536 (1986)
3. I.I. Balitsky, L.N. Lipatov, Sov. J. Nucl. Phys. **28**, 822 (1978)
4. I.I. Balitsky, L.N. Lipatov, Yad. Fiz. **28**, 1597 (1978)
5. E.A. Kuraev, L.N. Lipatov, V.S. Fadin, Sov. Phys. JETP **45**, 199 (1977)
6. E.A. Kuraev, L.N. Lipatov, V.S. Fadin, Zh. Eksp. Teor. Fiz. **72**, 377 (1977)
7. E.A. Kuraev, L.N. Lipatov, V.S. Fadin, Sov. Phys. JETP **44**, 443 (1976)
8. E.A. Kuraev, L.N. Lipatov, V.S. Fadin, Zh. Eksp. Teor. Fiz. **71**, 840 (1976). [Erratum-ibid. **45** (1977) 199]
9. L.N. Lipatov, Sov. J. Nucl. Phys. **23**, 338 (1976)
10. L.N. Lipatov, Yad. Fiz. **23**, 642 (1976)
11. V.S. Fadin, E.A. Kuraev, L.N. Lipatov, Phys. Lett. B **60**, 50 (1975)
12. V.S. Fadin, L.N. Lipatov, Phys. Lett. B **429**, 127 (1998). [arXiv:hep-ph/9802290](https://arxiv.org/abs/hep-ph/9802290)
13. M. Ciafaloni, G. Camici, Phys. Lett. B **430**, 349 (1998). [arXiv:hep-ph/9803389](https://arxiv.org/abs/hep-ph/9803389)
14. A.H. Mueller, H. Navelet, Nucl. Phys. B **282**, 727 (1987)
15. V. Del Duca, C.R. Schmidt, Phys. Rev. D **49**, 4510 (1994). [arXiv:hep-ph/9311290](https://arxiv.org/abs/hep-ph/9311290)
16. W.J. Stirling, Nucl. Phys. B **423**, 56 (1994). [arXiv:hep-ph/9401266](https://arxiv.org/abs/hep-ph/9401266)
17. L.H. Orr, W.J. Stirling, Phys. Rev. D **56**, 5875 (1997). [arXiv:hep-ph/9706529](https://arxiv.org/abs/hep-ph/9706529)
18. J. Kwiecinski, A.D. Martin, L. Motyka, J. Outhwaite, Phys. Lett. B **514**, 355 (2001). [arXiv:hep-ph/0105039](https://arxiv.org/abs/hep-ph/0105039)
19. M. Angioni, G. Chachamis, J.D. Madrigal, A. Sabio Vera, Phys. Rev. Lett. **107**, 191601 (2011). [arXiv:1106.6172](https://arxiv.org/abs/1106.6172) [hep-th]
20. F. Caporale, B. Murdaca, A. Sabio Vera, C. Salas, Nucl. Phys. B **875**, 134 (2013). [arXiv:1305.4620](https://arxiv.org/abs/1305.4620) [hep-ph]
21. F. Caporale, D.Y. Ivanov, B. Murdaca, A. Papa, Nucl. Phys. B **877**, 73 (2013). [arXiv:1211.7225](https://arxiv.org/abs/1211.7225) [hep-ph]
22. A. Sabio Vera, Nucl. Phys. B **746**, 1 (2006). [arXiv:hep-ph/0602250](https://arxiv.org/abs/hep-ph/0602250)
23. A. Sabio Vera, F. Schwennsen, Nucl. Phys. B **776**, 170 (2007). [arXiv:hep-ph/0702158](https://arxiv.org/abs/hep-ph/0702158) [HEP-PH]
24. M. Hentschinski, A. Sabio Vera, C. Salas, Phys. Rev. Lett. **110**, 041601 (2013). [arXiv:1209.1353](https://arxiv.org/abs/1209.1353) [hep-ph]
25. M. Hentschinski, A. Sabio Vera, C. Salas, Phys. Rev. D **87**, 076005 (2013). [arXiv:1301.5283](https://arxiv.org/abs/1301.5283) [hep-ph]
26. C. Marquet, C. Royon, Phys. Rev. D **79**, 034028 (2009). [arXiv:0704.3409](https://arxiv.org/abs/0704.3409) [hep-ph]
27. B. Ducloue, L. Szymanowski, S. Wallon, Phys. Rev. Lett. **112**, 082003 (2014). [arXiv:1309.3229](https://arxiv.org/abs/1309.3229) [hep-ph]
28. F. Caporale, D.Y. Ivanov, B. Murdaca, A. Papa, Eur. Phys. J. C **74**, 3084 (2014). [arXiv:1407.8431](https://arxiv.org/abs/1407.8431) [hep-ph]
29. F. Caporale, D.Y. Ivanov, B. Murdaca, A. Papa, Phys. Rev. D **91**(11), 114009 (2015). [arXiv:1504.06471](https://arxiv.org/abs/1504.06471) [hep-ph]
30. F.G. Celiberto, D.Y. Ivanov, B. Murdaca, A. Papa, Eur. Phys. J. C **75**, 292 (2015). [arXiv:1504.08233](https://arxiv.org/abs/1504.08233) [hep-ph]
31. F.G. Celiberto, D.Y. Ivanov, B. Murdaca, A. Papa, Eur. Phys. J. C **76**(4), 224 (2016). [arXiv:1601.07847](https://arxiv.org/abs/1601.07847) [hep-ph]

32. D. Colferai, F. Schwennsen, L. Szymanowski, S. Wallon, *JHEP* **1012**, 026 (2010). [arXiv:1002.1365](#) [hep-ph]
33. B. Ducloue, L. Szymanowski, S. Wallon, *JHEP* **1305**, 096 (2013). [arXiv:1302.7012](#) [hep-ph]
34. B. Ducloue, L. Szymanowski, S. Wallon, *Phys. Lett. B* **738**, 311 (2014). [arXiv:1407.6593](#) [hep-ph]
35. G. Aad et al. [ATLAS Collaboration], *Eur. Phys. J. C* **74**(11), 3117 (2014). doi:[10.1140/epjc/s10052-014-3117-7](#). [arXiv:1407.5756](#) [hep-ex]
36. V. Khachatryan et al. [CMS Collaboration]. [arXiv:1601.06713](#) [hep-ex]
37. A.H. Mueller, L. Szymanowski, S. Wallon, B.W. Xiao, F. Yuan, *JHEP* **1603**, 096 (2016). [arXiv:1512.07127](#) [hep-ph]
38. G. Chachamis. [arXiv:1512.04430](#) [hep-ph]
39. N. Cartiglia et al. [LHC Forward Physics Working Group Collaboration], CERN-PH-LPCC-2015-001, SLAC-PUB-16364, DESY-15-167
40. F. Caporale, G. Chachamis, B. Murdaca, A. Sabio Vera, *Phys. Rev. Lett.* **116**(1), 012001 (2016). [arXiv:1508.07711](#) [hep-ph]
41. F. Caporale, F.G. Celiberto, G. Chachamis, D.G. Gomez, A. Sabio Vera, *Nucl. Phys. B* **910**, 374–386 (2016). [arXiv:1603.07785](#) [hep-ph]
42. S. Chatrchyan et al. [CMS Collaboration], *Phys. Rev. D* **89**(9), 092010 (2014). doi:[10.1103/PhysRevD.89.092010](#). [arXiv:1312.6440](#) [hep-ex]
43. G. Aad et al. [ATLAS Collaboration], *JHEP* **1512**, 105 (2015). doi:[10.1007/JHEP12\(2015\)105](#). [arXiv:1509.07335](#) [hep-ex]
44. M. Aaboud et al. [ATLAS Collaboration]. [arXiv:1608.01857](#) [hep-ex]
45. F. Caporale, F.G. Celiberto, G. Chachamis, A. Sabio Vera, *Eur. Phys. J. C* **76**(3), 165 (2016). [arXiv:1512.03364](#) [hep-ph]
46. H. Jung, M. Kraemer, A.V. Lipatov, N.P. Zotov, *Phys. Rev. D* **85**, 034035 (2012). [arXiv:1111.1942](#) [hep-ph]
47. S.P. Baranov, A.V. Lipatov, M.A. Malyshev, A.M. Snigirev, N.P. Zotov, *Phys. Lett. B* **746**, 100 (2015). [arXiv:1503.06080](#) [hep-ph]
48. R. Maciula, A. Szczurek, *Phys. Lett. B* **749**, 57 (2015). [arXiv:1503.08022](#) [hep-ph]
49. R. Maciula, A. Szczurek, *Phys. Rev. D* **90**(1), 014022 (2014). [arXiv:1403.2595](#) [hep-ph]
50. K. Kutak, R. Maciula, M. Serino, A. Szczurek, A. van Hameren. [arXiv:1602.06814](#) [hep-ph]
51. K. Kutak, R. Maciula, M. Serino, A. Szczurek, A. van Hameren. [arXiv:1605.08240](#) [hep-ph]
52. B. Ducloue, L. Szymanowski, S. Wallon, *Phys. Rev. D* **92**(7), 076002 (2015). [arXiv:1507.04735](#) [hep-ph]
53. F. Caporale, D.Y. Ivanov, B. Murdaca, A. Papa, A. Perri, *JHEP* **1202**, 101 (2012). [arXiv:1212.0487](#) [hep-ph]
54. V.S. Fadin, R. Fiore, M.I. Kotsky, A. Papa, *Phys. Lett. D* **61**, 094005 (2000). [arXiv:hep-ph/9908264](#)
55. V.S. Fadin, R. Fiore, M.I. Kotsky, A. Papa, *Phys. Lett. D* **61**, 094006 (2000). [arXiv:hep-ph/9908265](#)
56. J. Bartels, D. Colferai, G.P. Vacca, *Eur. Phys. J. C* **24**, 83 (2002). [arXiv:hep-ph/0112283](#)
57. J. Bartels, D. Colferai, G.P. Vacca, *Eur. Phys. J. C* **29**, 235 (2003). [arXiv:hep-ph/0206290](#)
58. A.D. Martin, W.J. Stirling, R.S. Thorne, G. Watt, *Eur. Phys. J. C* **63**, 189 (2009). [arXiv:0901.0002](#) [hep-ph]
59. G.P. Lepage, *J. Comput. Phys.* **27**, 192 (1978)
60. T. Hahn, *Comput. Phys. Commun.* **168**, 78 (2005). [arXiv:1408.6373](#) [hep-ph]
61. T. Hahn, *J. Phys. Conf. Ser.* **608**, 1 (2015). [arXiv:hep-ph/0404043](#)
62. R. Piessens, E. De Doncker-Kapenga, C.W. Berhuber. Springer, ISBN: 3-540-12553-1, 1983
63. W.J. Cody, A.J. Strecok, H.C. Thacher, *Math. Comput.* **27**, 121 (1973)
64. G. Chachamis, M. Deak, A. Sabio Vera, P. Stephens, *Nucl. Phys. B* **849**, 28 (2011). [arXiv:1102.1890](#) [hep-ph]
65. G. Chachamis, A. Sabio Vera, *Phys. Lett. B* **709**, 301 (2012). [arXiv:1112.4162](#) [hep-th]
66. G. Chachamis, A. Sabio Vera, *Phys. Lett. B* **717**, 458 (2012). [arXiv:1206.3140](#) [hep-th]
67. G. Chachamis, A. Sabio Vera, C. Salas, *Phys. Rev. D* **87**(1), 016007 (2013). [arXiv:1211.6332](#) [hep-ph]
68. F. Caporale, G. Chachamis, J.D. Madrigal, B. Murdaca, A. Sabio Vera, *Phys. Lett. B* **724**, 127 (2013). [arXiv:1305.1474](#) [hep-th]
69. G. Chachamis, A. Sabio Vera, *Phys. Rev. D* **93**(7), 074004 (2016). [arXiv:1511.03548](#) [hep-ph]
70. G. Chachamis, A. Sabio Vera, *JHEP* **1602**, 064 (2016). [arXiv:1512.03603](#) [hep-ph]