

Research Article

Robust H_∞ Control for Spacecraft Rendezvous with a Noncooperative Target

Shu-Nan Wu,^{1,2} Wen-Ya Zhou,² Shu-Jun Tan,² and Guo-Qiang Wu²

¹ State Key Laboratory of Structural Analysis for Industrial Equipment, Dalian University of Technology, Dalian 116024, China

² School of Aeronautics and Astronautics, Dalian University of Technology, Dalian 116024, China

Correspondence should be addressed to Shu-Jun Tan; tansj@dlut.edu.cn

Received 29 April 2013; Accepted 20 July 2013

Academic Editors: P. Melin and C. Zhang

Copyright © 2013 Shu-Nan Wu et al. This is an open access article distributed under the Creative Commons Attribution License, which permits unrestricted use, distribution, and reproduction in any medium, provided the original work is properly cited.

The robust H_∞ control for spacecraft rendezvous with a noncooperative target is addressed in this paper. The relative motion of chaser and noncooperative target is firstly modeled as the uncertain system, which contains uncertain orbit parameter and mass. Then the H_∞ performance and finite time performance are proposed, and a robust H_∞ controller is developed to drive the chaser to rendezvous with the non-cooperative target in the presence of control input saturation, measurement error, and thrust error. The linear matrix inequality technology is used to derive the sufficient condition of the proposed controller. An illustrative example is finally provided to demonstrate the effectiveness of the controller.

1. Introduction

Recent decades have witnessed the prosperity and maturity of space technology, and the problem of spacecraft rendezvous has received detailed attention, as this is a key aspect for future missions which rely on the paradigms of spacecraft on-orbit service and space interception and capture [1–3]. Many control algorithms have been developed to perform rendezvous with a target spacecraft. According to different output modes of control force, the relative translation control of rendezvous maneuvers can be divided into impulse control and continuous thrust control [4]. The multi-impulse algorithm, which is an open-loop methodology, is studied to perform rendezvous [5–9]. With the development of control techniques and spacecraft thrusters, some novel closed-loop feedback algorithms are developed to achieve high precision and ideal robustness. Multiobjective control of spacecraft rendezvous is investigated in [10], and a robust state-feedback controller based on Lyapunov approach and linear matrix inequalities technique is proposed to deal with rendezvous problem in the presence of parametric uncertainties, external disturbances, and input constraints. The two-step sliding mode control to achieve the rendezvous problem with finite thrust in the presence of the Earth's gravitational perturbation

is studied [11]. The robust orbital control problem for low earth orbit spacecraft rendezvous subjects to the parameter uncertainties, the constraints of small-thrust and guaranteed cost during the orbital transfer is studied in [12], and the controller design is cast into a convex optimization problem subject to linear matrix inequality (LMI) constraints. The robust H_∞ control problem of spacecraft rendezvous on elliptical orbit is addressed in [13], and a sufficient condition for the existence of the robust H_∞ controller is given in terms of the periodic Riccati differential equation. The model predictive control system to guide and control a chasing spacecraft during rendezvous with a passive target spacecraft in an elliptical or circular orbit is presented in [14]. A novel Lyapunov-based adaptive control strategy for spacecraft maneuvers using atmospheric differential drag is studied in [15], and the control forces required for rendezvous maneuvers at low Earth orbits can be generated by varying the aerodynamic drag affecting each spacecraft. The relative translation problem of spacecraft rendezvous is cast as a stabilization problem addressed using Lyapunov theory [16]. A new control scheme for relative translation of spacecraft formation flying, including the triple-impulse strategy for the in-plane motion, the single-impulse maneuver

for the cross-track motion, and the time-optimal aerodynamic control for the along-track separation, is proposed in [17].

Although the abovementioned control algorithms have shown adequate reliability in relative translation control, they only focus on the rendezvous and proximity maneuvers with a cooperative target spacecraft. To the best knowledge of the authors, there are very few research works on the control problem of rendezvous with a noncooperative target. A Lyapunov min-max approach-based feedback control law is proposed to deal with the autonomous rendezvous problem with an escaped noncooperative target [18]. A fuzzy controller is developed to perform rendezvous with a noncooperative target considering uncertainties in orbital maneuver and attitude tumbling [19]. Based on the CW equations, a robust H -two/ H -infinity controller is proposed to perform interception maneuvers for target satellite with parametric uncertainties, external disturbances, and control input constraint [20]. For rendezvous with a noncooperative target spacecraft, two critical problems should be addressed. On the one hand the orbit parameters of the noncooperative target cannot be determined precisely, which therefore make the relative translation as an uncertain system. These uncertainties have much to do with the stability and accuracy of rendezvous. On the other hand, it is generally required to achieve relative translation with less fuel consumption in finite time [21]. Then the synthesized problem of finite rendezvous time and fuel consumption, which can be defined as the finite time performance, should be addressed for rendezvous with a noncooperative target. Current works have not taken the both aspects into consideration simultaneously. In practice, the orbital control input force is limited, which can be divided into control input constraint and control input saturation. All of above issues make it difficult to achieve an ideal control performance for rendezvous with a noncooperative target.

To advance the control problem of relative translation of rendezvous with a noncooperative spacecraft, the robust H_∞ control approach is developed in this paper. The relative motion of chaser and noncooperative target is modeled as the uncertain system. A robust H_∞ controller is then designed to achieve rendezvous in the presence of control input saturation, measurement error, and thrust error, and the H_∞ performance and finite time performance are guaranteed. An illustrative example is finally presented to demonstrate the performance of proposed controller.

2. Problem Definition

2.1. Relative Motion Dynamics. The orbit of the noncooperative target spacecraft is assumed to be circular, and then the motion of the chaser, relative to the target, can be governed by the following equations [4]:

$$\begin{aligned}\ddot{x} - 2\omega\dot{y} - 3\omega^2x &= \frac{1}{m}T_x, \\ \ddot{y} + 2\omega\dot{x} &= \frac{1}{m}T_y,\end{aligned}$$

$$\ddot{z} + \omega^2z = \frac{1}{m}T_z, \quad (1)$$

where x , y , and z represent the relative position of chaser with reference to target, ω denotes the orbit angular velocity of the target moving around the Earth, m represents the mass of chaser spacecraft, and T_x , T_y , and T_z denote the control forces. Defining the state vector $X = [x, y, z, \dot{x}, \dot{y}, \dot{z}]^T$, output vector $Y = [x, y, z]^T$, and the control input vector $u = [T_x, T_y, T_z]^T$, (1) can be rewritten as

$$\begin{aligned}\dot{X} &= AX + Bu, \\ Y &= CX,\end{aligned} \quad (2)$$

where Y is the output vector:

$$\begin{aligned}A &= \begin{bmatrix} 0 & 0 & 0 & 1 & 0 & 0 \\ 0 & 0 & 0 & 0 & 1 & 0 \\ 0 & 0 & 0 & 0 & 0 & 1 \\ 3\omega^2 & 0 & 0 & 0 & 2\omega & 0 \\ 0 & 0 & 0 & -2\omega & 0 & 0 \\ 0 & 0 & -\omega^2 & 0 & 0 & 0 \end{bmatrix}, \\ B &= \frac{1}{m} \begin{bmatrix} 0 & 0 & 0 & 1 & 0 & 0 \\ 0 & 0 & 0 & 0 & 1 & 0 \\ 0 & 0 & 0 & 0 & 0 & 1 \end{bmatrix}^T, \\ C &= \begin{bmatrix} 1 & 0 & 0 \\ 0 & 1 & 0 \\ 0 & 0 & 1 \\ 0 & 0 & 0 \\ 0 & 0 & 0 \\ 0 & 0 & 0 \end{bmatrix}^T.\end{aligned} \quad (3)$$

As rendezvous with a noncooperative target, the orbit angular velocity ω cannot be determined precisely. It can be then characterized as

$$\omega = \omega_0 (1 + \varphi_1(t)), \quad (4)$$

where $\omega_0 = \sqrt{\mu/r^3}$ represents nominal value, and $\varphi_1(t)$ represent the uncertain component. During the relative translation, the mass of chaser spacecraft could change and then is given by

$$m = m_0 + \Delta m = m_0 (1 + \phi_2(t)), \quad (5)$$

where m_0 is the nominal value, Δm represents the uncertain component of m , which arises from fuel consumption and payload variation, and $\phi_2(t) = \Delta m/m_0$. The uncertain components can be assumed that

$$|\phi_1(t)| \leq \delta_1, \quad |\phi_2(t)| \leq \delta_2. \quad (6)$$

Combing (2)–(5), (2) can be rewritten as

$$\begin{aligned}\dot{X} &= \bar{A}X + \bar{B}u, \\ Y &= CX,\end{aligned} \quad (7)$$

where

$$\bar{A} = A_0 + \Delta A, \quad \bar{B} = B_0 + \Delta B, \quad \Delta A = \Omega EM,$$

$$\Delta B = \Omega EN,$$

$$E = \text{diag}(E_1, E_2, \dots, E_7),$$

$$A_0 = \begin{bmatrix} 0 & 0 & 0 & 1 & 0 & 0 \\ 0 & 0 & 0 & 0 & 1 & 0 \\ 0 & 0 & 0 & 0 & 0 & 1 \\ 3\omega_0^2 & 0 & 0 & 0 & 2\omega_0 & 0 \\ 0 & 0 & 0 & -2\omega_0 & 0 & 0 \\ 0 & 0 & -\omega_0^2 & 0 & 0 & 0 \end{bmatrix},$$

$$B_0 = \frac{1}{m_0} \begin{bmatrix} 0 & 0 & 0 \\ 0 & 0 & 0 \\ 0 & 0 & 0 \\ 1 & 0 & 0 \\ 0 & 1 & 0 \\ 0 & 0 & 1 \end{bmatrix}, \quad N = \frac{\delta_2}{\delta_2 - 1} \begin{bmatrix} 0 & 0 & 0 \\ 0 & 0 & 0 \\ 0 & 0 & 0 \\ 1 & 0 & 0 \\ 0 & 1 & 0 \\ 0 & 0 & 1 \end{bmatrix},$$

$$\Omega = \begin{bmatrix} 0 & 0 & 0 & 0 & 0 & 0 & 0 \\ 0 & 0 & 0 & 0 & 0 & 0 & 0 \\ 0 & 0 & 0 & 0 & 0 & 0 & 0 \\ 3\omega_0^2 & 0 & 0 & 2\omega_0 & m_0^{-1} & 0 & 0 \\ 0 & 0 & -2\omega_0 & 0 & 0 & m_0^{-1} & 0 \\ 0 & -\omega_0^2 & 0 & 0 & 0 & 0 & m_0^{-1} \end{bmatrix},$$

$$M = \begin{bmatrix} 2\delta_1 + \delta_1^2 & 0 & 0 & 0 & 0 & 0 \\ 0 & 0 & 2\delta_1 + \delta_1^2 & 0 & 0 & 0 \\ 0 & 0 & 0 & \delta_1 & 0 & 0 \\ 0 & 0 & 0 & 0 & \delta_1 & 0 \\ 0 & 0 & 0 & 0 & 0 & 0 \\ 0 & 0 & 0 & 0 & 0 & 0 \\ 0 & 0 & 0 & 0 & 0 & 0 \end{bmatrix},$$

$$E_1 = E_2 = \frac{2\varphi_1(t) + \varphi_1^2(t)}{2\delta_1 + \delta_1^2}, \quad E_3 = E_4 = \frac{\varphi_1(t)}{\delta_1},$$

$$E_5 = E_6 = E_7 = \frac{\varphi_2(t)(1 - \delta_2)}{\delta_2(1 + \varphi_2(t))}.$$

Remark 1. Ω , M , and N are real constant matrixes and E denotes an uncertain real matrix, which represents the uncertainties of system (7). E is defined as the norm-bounded uncertain parameter and satisfies

$$E^T E \leq I, \tag{9}$$

where I is the identity matrix.

2.2. Notations, Definitions, and Lemmas

Notation 1. The notations used in the paper are presented. The superscript T stands for matrix transposition. For a symmetric matrix Ψ , the notation $\Psi > 0$ ($\Psi < 0$) denotes its positive (negative) definiteness. $\text{diag}(\dots)$ represents a block-diagonal matrix. In symmetric block matrixes or complex matrix expressions, we use an asterisk (*) to represent a term that is induced by symmetry,

Definition 2 (H_∞ performance). For such a continuous system:

$$\begin{aligned} \Phi : \dot{z}_1 &= Q_1 z_1 + Q_2 w, \\ z_2 &= Q_0 z_1. \end{aligned} \tag{10}$$

Define the transfer function matrix from $w(t)$ to $z_2(t)$

$$\phi(s) = Q_0(sI - Q_1)^{-1} Q_2, \tag{11}$$

where I is the unit matrix. The H_∞ norm of ϕ is given by

$$\|\phi\|_\infty = \sup_\omega \sigma_{\max}(\phi(j\omega)), \tag{12}$$

where $\sigma_{\max}(\cdot)$ denotes the maximum singular value, \sup represents the supremum, $\|\cdot\|_\infty$ is the H_∞ norm, and ω is the system frequency. The H_∞ performance is governed by the following inequality:

$$\|\phi\|_\infty < \Theta, \tag{13}$$

where Θ denotes a positive constant. Under zero initial condition, (13) can be rewritten as [22]

$$\|z_2\|_2^2 < \Theta^2 \|w\|_2^2, \tag{14}$$

where $\|\cdot\|_2$ represents the L_2 norm.

Definition 3 (finite time performance). The system finite time performance is given by

$$J = x^T(t_f) R_1 x(t_f) + \int_{t_0}^{t_f} (x^T(t) R_2 x(t) + u^T R_3 u) dt, \tag{15}$$

where $x(t)$ is system state, R_1 , R_2 , and R_3 are positive diagonal matrixes, u represents control input, and t_0 and t_f denote initial time and terminal time.

Lemma 4. Let v_1 and v_2 be the vectors of dimension m , Π is a matrix with same dimension $m \times m$, and then the following inequality holds if $\Pi^T \Pi \leq I$ [23]:

$$2v_1^T \Pi v_2 \leq v_1^T v_1 + v_2^T v_2. \tag{16}$$

3. Controller Design

In this section, we will investigate the control problem of spacecraft rendezvous with a noncooperative target. The H_∞ approach is employed to propose the following controller:

$$u = KX, \tag{17}$$

where K is a constant feedback control gain to be determined. In practice, the measurement error and thrust error exist in an actual system, and stability robustness in presence of measurement errors and thrust errors is a primary consideration for design of any rendezvous control system [24]. Then (7) can be rewritten as

$$\begin{aligned} \dot{X} &= \bar{A}X + \bar{B}u + \bar{B}d, \\ Y &= CX, \end{aligned} \tag{18}$$

where $d = K\Delta X + \Delta u$, ΔX , and Δu represent measurement error and thrust error, respectively.

In view of the limited power of actuator, the actual control input is generally limited. For a spacecraft rendezvous control system, thruster output has the saturation characteristic. Namely,

$$\begin{aligned} \dot{X} &= \bar{A}X + \bar{B}\tilde{u} + \bar{B}d, \\ Y &= CX, \end{aligned} \tag{19}$$

where $\tilde{u} = \text{Sat}(u) = [\text{Sat}(T_x), \text{Sat}(T_y), \text{Sat}(T_z)]^T$. The saturation function is given by

$$\text{Sat}(T_i) = \begin{cases} -T_{\max}, & T_i < -T_{\max} < 0 \\ T_i, & -T_{\max} \leq T_i \leq T_{\max} \\ T_{\max}, & T_i > T_{\max} > 0, \end{cases} \tag{20}$$

where T_{\max} is the maximum control force, and $i = x, y, z$. According to Definition 2, the H_∞ performance of system (19) is given by [22]

$$\|Y\|_2^2 < \gamma^2 \|d\|_2^2, \tag{21}$$

where γ is a positive constant. As the saturation characteristic, the finite time performance of system state and control input vector is governed by the following equation:

$$\Gamma = X^T(t_f)Q_1X(t_f) + \int_{t_0}^{t_f} (X^T(t)Q_2X(t) + \tilde{u}^TQ_3\tilde{u}) dt, \tag{22}$$

where Q_1, Q_2 , and Q_3 denote positive diagonal matrixes. Γ represents the synthesized optimal value of rendezvous time and fuel consumption. Therefore, the control problem of spacecraft rendezvous with a noncooperative target is to determine the controller gain K such that $X = 0$ can be achieved and the H_∞ performance of the system (19) is guaranteed subject to uncertainties, errors, and control input saturation, and the finite time performance Γ reaches the minimum value.

Theorem 5. For the uncertain rendezvous system (19) and a given scalar $\gamma > 0$, the closed-loop system is robustly asymptotically stable, the H_∞ performance satisfies (21), and Γ has upper bound, if there exists a positive definite symmetric matrix P satisfying

$$\begin{bmatrix} P\hat{A} + \hat{A}^T P + P\bar{B}\bar{B}^T P + \hat{K}^T \hat{K} + C^T C + Q_2 + 4\hat{K}^T Q_3 \hat{K} & P\bar{B} \\ * & -\gamma^2 I \end{bmatrix} < 0, \tag{23}$$

$$Q_1 - P < 0, \tag{24}$$

where $\hat{A} = \bar{A} + \bar{B}\hat{K}$, and $\hat{K} = 0.5K$.

Proof. The proof includes two consecutive steps: (i) the system is robustly asymptotically stable, and (21) holds and (ii) $\Gamma < X^T(t_0)PX(t_0)$.

Equation (19) can be rewritten as

$$\begin{aligned} \dot{X} &= \hat{A}X + \bar{B}\tau + \bar{B}d, \\ \tau &= \text{Sat}(2\hat{K}X(t)) - \hat{K}, \end{aligned} \tag{25}$$

where τ satisfies

$$\tau^T \tau < X^T(t)\hat{K}^T \hat{K}X(t). \tag{26}$$

We define P as a positive definite symmetric matrix, which satisfies inequality (23) and (24), and then the candidate Lyapunov function is given by

$$V(t) = X^T(t)PX(t). \tag{27}$$

Computing the first-order derivative of V yields

$$\begin{aligned} \dot{V} &= 2X^T P \dot{X} = 2X^T P (\hat{A}X + \bar{B}\tau + \bar{B}d) \\ &= X^T \hat{A}^T P X + X^T P \hat{A} X + 2X^T P \bar{B} \tau + X^T P \bar{B} d + d^T \bar{B}^T P X. \end{aligned} \tag{28}$$

Employing Lemma 4 and inequality (26) yields

$$\begin{aligned} 2X^T P \bar{B} \tau &\leq X^T P \bar{B} \bar{B}^T P X + \tau^T \tau \\ &< X^T (P \bar{B} \bar{B}^T P + \hat{K}^T \hat{K}) X. \end{aligned} \tag{29}$$

Substituting inequality (29) into (28) yields

$$\begin{aligned} \dot{V} &< X^T (\hat{A}^T P + P \hat{A} + P \bar{B} \bar{B}^T P + \hat{K}^T \hat{K}) X \\ &\quad + X^T P \bar{B} d + d^T \bar{B}^T P X. \end{aligned} \tag{30}$$

According to inequality (23), we have

$$\hat{A}^T P + P \hat{A} + P \bar{B} \bar{B}^T P + \hat{K}^T \hat{K} < 0. \tag{31}$$

Then if $d = 0$, inequality (30) can be rewritten as

$$\dot{V} < X^T (\hat{A}^T P + P \hat{A} + P \bar{B} \bar{B}^T P + \hat{K}^T \hat{K}) X < 0. \tag{32}$$

Namely, the closed-loop system is asymptotically stable.

If $d \neq 0$, we have

$$\begin{aligned} \|Y\|_2^2 - \gamma^2 \|d\|_2^2 &= \int_0^\infty (Y^T Y - \gamma^2 d^T d) dt \\ &= \int_0^\infty (Y^T Y - \gamma^2 d^T d + \dot{V}) dt + V(0) - V(\infty) \\ &\leq \int_0^\infty (Y^T Y - \gamma^2 d^T d + \dot{V}) dt = \int_0^\infty \Sigma dt, \end{aligned} \tag{33}$$

where $\Sigma = Y^T Y - \gamma^2 d^T d + \dot{V}$. The following inequality holds:

$$\begin{aligned} \Sigma &< \Sigma + X^T (Q_2 + 4\widehat{K}^T Q_3 \widehat{K}) X \\ &< X^T C^T C X - \gamma^2 d^T d + X^T \widehat{A}^T P X + X^T P \widehat{A} X + d^T \overline{B}^T P X \\ &\quad + X^T (P \overline{B} \overline{B}^T P + \widehat{K}^T \widehat{K} + Q_2 + 4\widehat{K}^T Q_3 \widehat{K}) X + X^T P \overline{B} d. \end{aligned} \tag{34}$$

Namely

$$\begin{aligned} Y^T Y - \gamma^2 d^T d + \dot{V} &< \begin{bmatrix} X^T \\ d^T \end{bmatrix}^T \\ &\quad \times \begin{bmatrix} P \widehat{A} + \widehat{A}^T P + P \overline{B} \overline{B}^T P + \widehat{K}^T \widehat{K} + C^T C + Q_2 + 4\widehat{K}^T Q_3 \widehat{K} & P \overline{B} \\ * & -\gamma^2 I \end{bmatrix} \\ &\quad \times \begin{bmatrix} X \\ d \end{bmatrix}. \end{aligned} \tag{35}$$

It can be then concluded that

$$\|Y\|_2^2 - \gamma^2 \|d\|_2^2 < 0. \tag{36}$$

The H_∞ performance of system (19) is guaranteed, and the closed-loop system is robustly asymptotically stable. The proof of Step 1 is completed.

The finite time performance Γ satisfies

$$\begin{aligned} \Gamma &< X^T(t_f) Q_1 X(t_f) + \int_{t_0}^{t_f} (X^T(t) Q_2 X(t) + u^T Q_3 u) dt \\ &= X^T(t_f) Q_1 X(t_f) + \int_{t_0}^{t_f} X^T (Q_2 + 4\widehat{K}^T Q_3 \widehat{K}) X dt. \end{aligned} \tag{37}$$

By inequality (23), we obtain

$$P \widehat{A} + \widehat{A}^T P + P \overline{B} \overline{B}^T P + \widehat{K}^T \widehat{K} + Q_2 + 4\widehat{K}^T Q_3 \widehat{K}. \tag{38}$$

Employing inequalities (24) and (32), inequality (37) can be rewritten as

$$\begin{aligned} \Gamma &< X^T(t_f) Q_1 X(t_f) \\ &\quad - \int_{t_0}^{t_f} X^T (P \widehat{A} + \widehat{A}^T P + P \overline{B} \overline{B}^T P + \widehat{K}^T \widehat{K}) X dt \\ &\leq X^T(t_f) Q_1 X(t_f) - \int_{t_0}^{t_f} \dot{V} dt \leq X^T(t_f) Q_1 X(t_f) \\ &\quad - \int_{t_0}^{t_f} \frac{d}{dt} (X^T(t) P X(t)) dt \\ &\leq X^T(t_f) (Q_1 - P) X(t_f) + X^T(t_0) P X(t_0) \\ &\leq X^T(t_0) P X(t_0). \end{aligned} \tag{39}$$

Hence Γ has upper bound $X^T(t_0) P X(t_0)$. Generally, there exist $Q_1, Q_2,$ and Q_3 such that $X^T(t_0) P X(t_0)$ is minimum. Combining Steps 1 and 2 then completes the proof of Theorem 5. \square

4. Illustrative Example

In this section, we provide an example to illustrate and validate the controller proposed above. The mass of chaser is $m_0 = 1000$ kg, the target is moving along a circular orbit of radius $r = 6420$ km, and the gravitational constant is $\mu = 3.986 \times 10^5$ km³/s²; thus, the normal orbit angular velocity is $\omega_0 = 4.3633 \times 10^{-4}$ rad/s. The upper bounds are $\delta_1 = \delta_2 = 0.1$, and $T_{\max} = 400$ N. The initial value is $X(t_0) = [2500, -2000, 1200, -12, 10, -5]^T$, $\Delta X = [0.05, 0.05, 0.05, 0.01, 0.01, 0.01]^T$, and Δu is less than 10% of control input u . The H_∞ performance parameters are $\gamma = 0.1$. By using the LMI toolbox of MATLAB, we obtain the following associated matrices:

$$K = \begin{bmatrix} -2.7738 & -0.265 & 0.2902 & -147.5603 & -15.6389 & 14.3656 \\ -0.401 & -2.6312 & -0.1378 & -15.6386 & -145.306 & -2.6603 \\ 0.2923 & -0.0731 & -2.7619 & 14.3644 & -2.6612 & -134.5208 \end{bmatrix}, \tag{40}$$

$$Q_1 = \text{diag}(2.007, \dots, 2.007)_{6 \times 6} \times 10^{-8}, \quad Q_2 = \text{diag}(1.2128, \dots, 1.2128)_{6 \times 6} \times 10^{-9},$$

$$Q_3 = \text{diag}(1.8244, 1.8244, 1.8244) \times 10^{-9}.$$

Figures 1–4 show the simulation results of spacecraft rendezvous system. Figures 1 and 2 are the relative position and relative velocity of chaser and noncooperative target. As shown, the state vector $X = 0$ can be achieved after 300 seconds in the presence of uncertainties, errors, and control

input saturation. Figure 3 depicts the rendezvous orbit, and it can be seen that the chaser will eventually asymptotically rendezvous with the noncooperative target. The variation of control input force is presented in Figure 4. The control force reaches maximum value $T_{\max} = 400$ N in 50 seconds, which

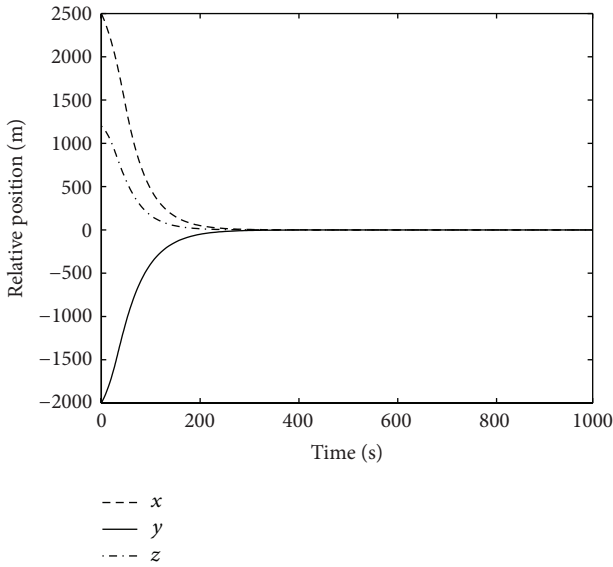


FIGURE 1: Relative position.

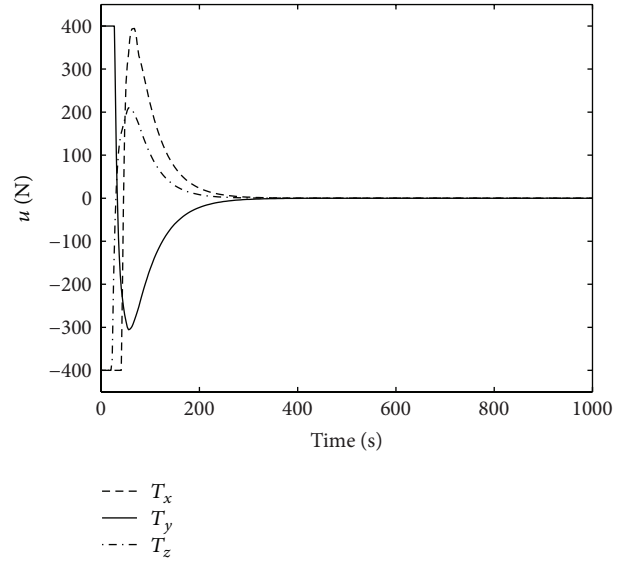


FIGURE 4: Control input.

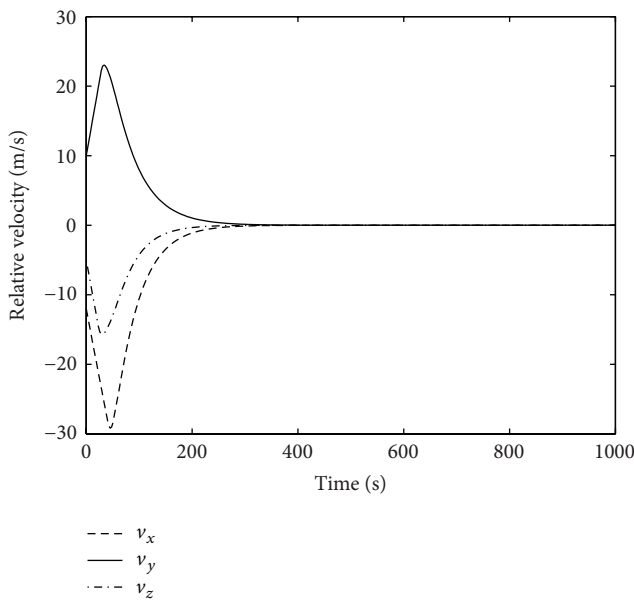


FIGURE 2: Relative velocity.

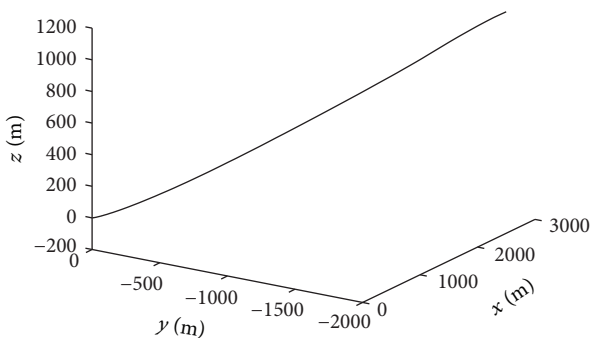


FIGURE 3: Rendezvous orbit.

is due to the initial state, while the maximum control force of three axes is no larger than T_{max} , which means that the control input saturation can be guaranteed by the proposed controller.

5. Conclusion

This paper has studied the robust H_{∞} control for spacecraft rendezvous with a noncooperative target subject to parameter uncertainty, finite time performance, and control input saturation. The relative motion of chaser and noncooperative target is modeled as an uncertain system. A robust H_{∞} controller, based on Lyapunov method and LMI techniques, is designed to drive the chaser to rendezvous with the noncooperative target. It should be noted that the finite time performance of closed-loop system is achieved. An illustrative example is finally presented to demonstrate that the proposed controller is robust to parameter uncertainties, measurement error, and control input saturation.

Acknowledgments

This work is supported by the Fundamental Research Funds for the Central Universities (Grant no. DUT12RC(3)50), China Postdoctoral Science Foundation (2013M530128), and the National Natural Science Foundation of China (Grants nos. 11072044 and 11202044).

References

- [1] H. Leeghim, "Spacecraft intercept using minimum control energy and wait time," *Celestial Mechanics and Dynamical Astronomy*, vol. 115, no. 1, pp. 1–19, 2013.
- [2] H. Peng, J. Zhao, Z. Wu, and W. Zhong, "Optimal periodic controller for formation flying on libration point orbits," *Acta Astronautica*, vol. 69, no. 7-8, pp. 537–550, 2011.

- [3] T. Yang, G. Radice, and W. Zhang, "Cooperative control for satellite formation reconfiguration via cyclic pursuit strategy," *Advances in the Astronautical Sciences*, vol. 134, no. 2, pp. 1653–1665, 2009.
- [4] J. P. Yuan and X. S. He, *Spacecraft Dynamics of Orbital Maneuvers*, China Astronautic Publishing House, Beijing, China, 1st edition, 2010.
- [5] H. B. Hablani, M. L. Tapper, and D. J. Dana-Bashian, "Guidance and relative navigation for autonomous rendezvous in a circular orbit," *Journal of Guidance, Control, and Dynamics*, vol. 25, no. 3, pp. 553–562, 2002.
- [6] Y. Ichimura and A. Ichikawa, "Optimal impulsive relative orbit transfer along a circular orbit," *Journal of Guidance, Control, and Dynamics*, vol. 31, no. 4, pp. 1014–1027, 2008.
- [7] Y. Z. Luo, G. J. Tang, and Y. J. Lei, "Optimal multi-objective linearized impulsive rendezvous," *Journal of Guidance, Control, and Dynamics*, vol. 30, no. 2, pp. 383–389, 2007.
- [8] S. N. Wu, Z. W. Sun, G. Radice, and X. D. Wu, "Guidance algorithms for proximity to target spacecraft," *Aircraft Engineering and Aerospace Technology*, vol. 83, no. 3, pp. 146–153, 2011.
- [9] J. X. Wang, H. X. Baoyin, J. F. Li, and F. C. Sun, "Optimal four-impulse rendezvous between coplanar elliptical orbits," *Science China: Physics, Mechanics and Astronomy*, vol. 54, no. 4, pp. 792–802, 2011.
- [10] H. Gao, X. Yang, and P. Shi, "Multi-objective robust H_∞ control of spacecraft rendezvous," *IEEE Transactions on Control Systems Technology*, vol. 17, no. 4, pp. 794–802, 2009.
- [11] J. U. Park, K. H. Choi, and S. Lee, "Orbital rendezvous using two-step sliding mode control," *Aerospace Science and Technology*, vol. 3, no. 4, pp. 239–245, 1999.
- [12] X. Yang, H. Gao, and P. Shi, "Robust orbital transfer for low earth orbit spacecraft with small-thrust," *Journal of the Franklin Institute*, vol. 347, no. 10, pp. 1863–1887, 2010.
- [13] X. Gao, K. L. Teo, and G. R. Duan, "Robust H_∞ control of spacecraft rendezvous on elliptical orbit," *Journal of the Franklin Institute*, vol. 349, no. 8, pp. 2515–2529, 2012.
- [14] E. N. Hartley, P. A. Trodden, A. G. Richards, and J. M. Maciejowski, "Model predictive control system design and implementation for spacecraft rendezvous," *Control Engineering Practice*, vol. 20, no. 7, pp. 695–713, 2012.
- [15] D. Pérez and R. Bevilacqua, "Differential drag spacecraft rendezvous using an adaptive Lyapunov control strategy," *Acta Astronautica*, vol. 83, pp. 196–207, 2013.
- [16] A. Tiwari, J. Fung, J. M. Carson III, R. Bhattacharya, and R. M. Murray, "A framework for Lyapunov certificates for multi-vehicle rendezvous problems," in *Proceedings of the American Control Conference (AAC '04)*, pp. 5582–5587, IEEE, Boston, Mass, USA, July 2004.
- [17] G. Zeng, M. Hu, and H. Yao, "Relative orbit estimation and formation keeping control of satellite formations in low Earth orbits," *Acta Astronautica*, vol. 76, pp. 164–175, 2012.
- [18] S. Lu and S. Xu, "Control laws for autonomous proximity with non-cooperative target," *Chinese Space Science and Technology*, vol. 28, no. 5, pp. 7–12, 2008.
- [19] T. Chen and S. Xu, "Fuzzy controller for terminal approach of autonomous rendezvous and docking with non-cooperative target," *Journal of Astronautics*, vol. 27, no. 3, pp. 416–421, 2006.
- [20] H. Deng, Z. W. Sun, and W. C. Zhong, "Robust H-two/H-infinity orbit control for intercepting spacecraft with control input constraint," *Control Theory and Applications*, vol. 29, no. 9, pp. 1108–1114, 2012.
- [21] G. Boyarko, O. Yakimenko, and M. Romano, "Optimal rendezvous trajectories of a controlled spacecraft and a tumbling object," *Journal of Guidance, Control, and Dynamics*, vol. 34, no. 4, pp. 1239–1252, 2011.
- [22] L. Yu, *Robust Control—A Linear Matrix Inequality Methodology*, Tsinghua University Press, Beijing, China, 2002.
- [23] D. J. Wang, *H2 and H ∞ Optimal Control Theory*, Harbin Institute of Technology Press, Harbin, China, 2001.
- [24] P. Singla, K. Subbarao, and J. L. Junkins, "Adaptive output feedback control for spacecraft rendezvous and docking under measurement uncertainty," *Journal of Guidance, Control, and Dynamics*, vol. 29, no. 4, pp. 892–902, 2006.

