

## NANO EXPRESS

## Open Access

# Influence of Landau level mixing on the properties of elementary excitations in graphene in strong magnetic field

Yurii E Lozovik<sup>1,2\*</sup> and Alexey A Sokolik<sup>1</sup>**Abstract**

Massless Dirac electrons in graphene fill Landau levels with energies scaled as square roots of their numbers. Coulomb interaction between electrons leads to mixing of different Landau levels. The relative strength of this interaction depends only on dielectric susceptibility of surrounding medium and can be large in suspended graphene. We consider influence of Landau level mixing on the properties of magnetoexcitons and magnetoplasmons—elementary electron-hole excitations in graphene in quantizing magnetic field. We show that, at small enough background dielectric screening, the mixing leads to very essential change of magnetoexciton and magnetoplasmon dispersion laws in comparison with the lowest Landau level approximation.

PACS: 73.22.Pr; 71.35.Ji; 73.43.Mp; 71.70.Gm.

**1 Introduction**

Two-dimensional systems in strong magnetic field are studied intensively since the discovery of integer and fractional quantum Hall effects [1-3]. For a long time, such systems were represented by gallium arsenide heterostructures with 2D electron motion within each subband [4].

New and very interesting realization of 2D electron system appeared when graphene, a monoatomic layer of carbon, was successfully isolated [5,6]. The most spectacular property of graphene is the fact that its electrons behave as massless chiral particles, obeying Dirac equation. Intensive experimental and theoretical studies of this material over several recent years yielded a plethora of interesting results [7-9]. In particular, graphene demonstrates unusual half-integer quantum Hall effect [6], which can be observed even at room temperature [10].

In external perpendicular magnetic field, the motion of electrons along cyclotron orbits acquires zero-dimensional character and, as a result, electrons fill discrete Landau levels [11]. In semiconductor quantum wells, Landau levels are equidistant and separation between them is determined by the cyclotron frequency  $\omega_c = eH/mc$ . In graphene, due to massless nature of electrons, “ultra-

relativistic” Landau levels appear, which are non-equidistant and located symmetrically astride the Dirac point [12,13]. Energies of these levels are  $E_n = \text{sign}(n)\sqrt{2|n|}v_F/l_H$ , where  $n = 0, \pm 1, \pm 2, \dots$ ,  $v_F \approx 10^6$  m/s is the Fermi velocity of electrons and  $l_H = \sqrt{c/eH}$  is magnetic length, or radius of the cyclotron orbit (here and below we assume  $\hbar = 1$ ).

In the case of integer filling, when several Landau levels are completely filled by electrons and all higher levels are empty, elementary excitations in the system are caused by electron transitions from one of the filled Landau levels to one of the empty levels [14]. Such transitions can be observed in cyclotron resonance or Raman scattering experiments as absorption peaks at certain energies. With neglect of Coulomb interaction, energy of the excited electron-hole pair is just a distance between Landau levels of electron and hole. Coulomb interaction leads to mixing of transitions between different pairs of Landau levels, changing the resulting energies of elementary excitations.

Characteristic energy of Coulomb interaction in magnetic field is  $e^2/\epsilon l_H$ , where  $\epsilon$  is a dielectric permittivity of surrounding medium. The relative strength of Coulomb interaction can be estimated as ratio of its characteristic value to a characteristic distance between Landau levels. For massive electrons in semiconductor quantum wells,

\* Correspondence: [lozovik@isan.troitsk.ru](mailto:lozovik@isan.troitsk.ru)

<sup>1</sup>Institute for Spectroscopy, Russian Academy of Sciences, Fizicheskaya 5, 142190, Troitsk, Moscow Region, Russia

Full list of author information is available at the end of the article

this ratio is proportional to  $H^{-1/2}$ , thus in asymptotically strong magnetic field the Coulomb interaction becomes a weak perturbation [15,16]. In this case, the lowest Landau level approximation, neglecting Landau level mixing, is often used. It was shown that Bose-condensate of noninteracting magnetoexcitons in the lowest Landau level is an exact ground state in semiconductor quantum well in strong magnetic field [17].

A different situation arises in graphene. The relative strength of Coulomb interaction in this system can be expressed as  $r_s = e^2/\epsilon v_F$  and does not depend on magnetic field [18]. The only parameter which can influence it is the dielectric permittivity of surrounding medium  $\epsilon$ . At small enough  $\epsilon$ , mixing between different Landau levels can significantly change properties of elementary excitations in graphene.

Coulomb interaction leads to appearance of two types of elementary excitations from the filled Landau levels. From summation of “ladder” diagrams we get magnetoexcitons, which can be imagined as bound states of electron and hole in magnetic field [14,16,19]. Properties of magnetoexcitons in graphene were considered in several works, mainly in the lowest Landau level approximation [20-24]. At  $\epsilon \approx 3$ , Landau level mixing was shown to be weak in the works [20,25].

Note that influence of Landau level mixing on properties of an insulating ground state of neutral graphene was considered in [26] by means of tight-binding Hartree-Fock approximation. It was shown that Landau level mixing favors formation of insulating charge-density wave state instead of ferromagnetic and spin-density wave states in suspended graphene, i.e., at weak enough background dielectric screening.

From the experimental point of view, the most interesting are magnetoexcitons with zero total momentum, which are only able to couple with electromagnetic radiation due to very small photon momentum. For usual non-relativistic electrons, magnetoexciton energy at zero momentum is protected against corrections due to electron interactions by the Kohn theorem [27]. However, for electrons with linear dispersion in graphene the Kohn theorem is not applicable [21,24,28-32]. Thus, observable energies of excitonic spectral lines can be seriously renormalized relatively to the bare values, calculated without taking into account Coulomb interaction.

The other type of excitations can be derived using the random phase approximation, corresponding to summation of “bubble” diagrams. These excitations, called magnetoplasmons, are analog of plasmons and have been studied both in 2D electron gas [14,33] and graphene [18,20,21,24,34-39] (both with and without taking into account Landau level mixing).

In the present article, we consider magnetoexcitons and magnetoplasmons with taking into account Landau level mixing and show how the properties of these excitations change in comparison with the lowest Landau level approximation. For magnetoexcitons, we take into account the mixing of asymptotically large number of Landau levels and find the limiting values of cyclotron resonance energies.

For simplicity and in order to stress the role of virtual transitions between different pairs of electron and hole Landau levels (i.e., the role of two-particle processes), here we do not take into account renormalization of single-particle energies via exchange with the filled levels. This issue have been considered in several theoretical studies [20,21,24,30,40]. Correction of Landau level energies can be treated as renormalization of the Fermi velocity, dependent on the ultraviolet cutoff for a number of the filled Landau levels taken into account in exchange processes.

The rest of this article is organized as follows. In Section 2, we present a formalism for description of magnetoexcitons in graphene, which is applied in Section 3 to study influence of Coulomb interaction and Landau level mixing on their properties. In Section 4, we study magnetoplasmons in graphene in the random phase approximation and in Section 5 we formulate the conclusions.

## 2 Magnetoexcitons

Electrons in graphene populate vicinities of two nonequivalent Dirac points in the Brillouin zone, or two valleys  $\mathbf{K}$  and  $\mathbf{K}'$ . We do not consider intervalley scattering and neglect valley splitting, thus it is sufficient to consider electrons in only one valley and treat existence of the other valley as additional twofold degeneracy of electron states.

We consider magnetoexciton as an electron-hole pair, and we will denote all electron and hole variables by the indices 1 and 2 respectively. In the valley  $\mathbf{K}$ , Hamiltonian of free electrons in graphene in the basis  $\{A_1, B_1\}$  of sublattices takes a form [7]:

$$H_1^{(0)} = v_F \sqrt{2} \begin{pmatrix} 0 & p_{1-} \\ p_{1+} & 0 \end{pmatrix}, \quad (1)$$

where  $p_{1\pm} = (p_{1x} \pm ip_{1y})/\sqrt{2}$  are the cyclic components of electron momentum and  $v_F \approx 10^6$  m/s is the Fermi velocity of electrons.

For external magnetic field  $\mathbf{H}$ , parallel to the  $z$  axis, we take the symmetrical gauge, when  $\mathbf{A}(\mathbf{r}) = \frac{1}{2} [\mathbf{H} \times \mathbf{r}]$ . Introducing the magnetic field as substitution of the momentum  $\mathbf{p}_1 \rightarrow \mathbf{p}_1 + (e/c)\mathbf{A}(\mathbf{r}_1)$  in (1) (we treat the

electron charge as  $-e$ ), we get the Hamiltonian of the form:

$$H_1 = \frac{v_F \sqrt{2}}{l_H} \begin{pmatrix} 0 & a_1 \\ a_1^\dagger & 0 \end{pmatrix}. \quad (2)$$

Here the operators  $a_1 = l_{HP1-} - ir_{1-}/2l_H$  and  $a_1^\dagger = l_{HP1+} + ir_{1+}/2l_H$  (where  $r_{1\pm} = (x_1 \pm iy_1)/\sqrt{2}$ ) obey bosonic commutation relation  $[a_1, a_1^\dagger] = 1$ .

Using this relation, by means of successive action of the raising operator  $a_1^\dagger$  we can construct Landau levels for electron [18] with energies

$$E_n^L = s_n \sqrt{2|n|} \frac{v_F}{l_H} \quad (3)$$

and wave functions

$$\psi_{nk}(\mathbf{r}) = \left(\sqrt{2}\right)^{\delta_{n0}-1} \begin{pmatrix} s_n \phi_{|n|-1,k}(\mathbf{r}) \\ \phi_{|n|k}(\mathbf{r}) \end{pmatrix}. \quad (4)$$

Here  $k = 0, 1, 2, \dots$  is the index of guiding center, which enumerates electron states on the  $n$ th Landau level ( $n = -\infty, \dots, +\infty$ ), having macroscopically large degeneracy  $N_\phi = S/2\pi l_H^2$ , equal to a number of magnetic flux quanta penetrating the system of the area  $S$ . Eigenfunctions  $\phi_{nk}(\mathbf{r})$  of a 2D harmonic oscillator have the explicit form:

$$\begin{aligned} \phi_{nk}(\mathbf{r}) &= \frac{i^{|n-k|}}{\sqrt{2\pi} l_H} \sqrt{\frac{\min(n,k)!}{\max(n,k)!}} e^{-r^2/4l_H^2} \\ &\times \left(\frac{x + is_{n-k}y}{\sqrt{2}l_H}\right)^{|n-k|} L_{\min(n,k)}^{|n-k|} \left(\frac{r^2}{2l_H^2}\right), \end{aligned} \quad (5)$$

$s_n = \text{sign}(n)$  and  $L_n^\alpha(x)$  are associated Laguerre polynomials.

Consider now the hole states. A hole wave function is a complex conjugated electron wave function, and the hole charge is  $+e$ . Thus, we can obtain Hamiltonian of the hole in magnetic field from the electron Hamiltonian (2) by complex conjugation and reversal of the sign of the vector potential  $\mathbf{A}(\mathbf{r}_2)$ . In the representation of sublattices  $\{A_2, B_2\}$  it is

$$H_2 = \frac{v_F \sqrt{2}}{l_H} \begin{pmatrix} 0 & a_2 \\ a_2^\dagger & 0 \end{pmatrix}, \quad (6)$$

where the operators  $a_2 = l_{HP2+} - ir_{2+}/2l_H$  and  $a_2^\dagger = l_{HP2-} + ir_{2-}/2l_H$  commute with  $a_1, a_1^\dagger$  and obey the commutation relation  $[a_2, a_2^\dagger] = 1$ . Energies of the hole Landau levels are the same as these of electron Landau levels (3), but have an opposite sign.

Hamiltonian of electron-hole pair without taking into account Landau level mixing is just the sum of (2) and

(6), and can be represented in the combined basis of electron and hole sublattices  $\{A_1 A_2, A_1 B_2, B_1 A_2, B_1 B_2\}$  as

$$H_0 = H_1 + H_2 = \frac{v_F \sqrt{2}}{l_H} \begin{pmatrix} 0 & a_2 & a_1 & 0 \\ a_2^\dagger & 0 & 0 & a_1 \\ a_1^\dagger & 0 & 0 & a_2 \\ 0 & a_1^\dagger & a_2^\dagger & 0 \end{pmatrix}. \quad (7)$$

It is known [41] that for electron-hole pair in magnetic field there exists a conserving 2D vector of magnetic momentum, equal in our gauge to

$$\mathbf{P} = \mathbf{p}_1 + \mathbf{p}_2 - \frac{e}{2c} [\mathbf{H} \times (\mathbf{r}_1 - \mathbf{r}_2)] \quad (8)$$

and playing the role of a center-of-mass momentum. The magnetic momentum is a generator of simultaneous translation in space and gauge transformation, preserving invariance of Hamiltonian of charged particles in magnetic field [42].

The magnetic momentum commutes with both the noninteracting Hamiltonian (7) and electron-hole Coulomb interaction  $V(\mathbf{r}_1 - \mathbf{r}_2)$ . Therefore, we can find a wave function of magnetoexciton as an eigenfunction of (8):

$$\begin{aligned} \Psi_{\mathbf{p}_{n_1 n_2}}(\mathbf{r}_1, \mathbf{r}_2) &= \frac{1}{2\pi} \exp \left\{ i \mathbf{R} \left( \mathbf{P} + \frac{[\mathbf{e}_z \times \mathbf{r}]}{2l_H^2} \right) \right\} \\ &\times \Phi_{n_1 n_2}(\mathbf{r} - \mathbf{r}_0). \end{aligned} \quad (9)$$

Here  $\mathbf{R} = (\mathbf{r}_1 + \mathbf{r}_2)/2$ ,  $\mathbf{r} = \mathbf{r}_1 - \mathbf{r}_2$ ,  $\mathbf{e}_z$  is a unit vector in the direction of the  $z$  axis. The wave function of relative motion of electron and hole  $\Phi_{n_1 n_2}(\mathbf{r} - \mathbf{r}_0)$  is shifted on the vector  $\mathbf{r}_0 = l_H^2 [\mathbf{e}_z \times \mathbf{P}]$ . This shift can be attributed to electric field, appearing in the moving reference frame of magnetoexciton and pulling apart electron and hole.

Transformation (9) from  $\Psi$  to  $\Phi$  can be considered as a unitary transformation  $\Phi = U\Psi$ , corresponding to a switching from the laboratory reference frame to the magnetoexciton rest frame. Accordingly, we should transform operators as  $A \rightarrow UAU^\dagger$ . Transforming the operators in (7), we get:  $Ua_1U^\dagger = b_1, Ua_1^\dagger U^\dagger = b_1^\dagger, Ua_2U^\dagger = -b_2, Ub_2^\dagger U^\dagger = -b_2^\dagger$ . Here the operators  $b_1 = l_{HP-} - ir_{1-}/2l_H, b_1^\dagger = l_{HP+} + ir_{1+}/2l_H, b_2 = l_{HP+} - ir_{2+}/2l_H, b_2^\dagger = l_{HP-} + ir_{2-}/2l_H$  contain only the relative electron-hole coordinate and momentum and obey commutation relations  $[b_1, b_1^\dagger] = 1, [b_2, b_2^\dagger] = 1$  (all other commutators vanish).

Thus, the Hamiltonian (7) of electron-hole pair in its center-of-mass reference frame takes the form

$$H'_0 = \frac{v_F \sqrt{2}}{l_H} \begin{pmatrix} 0 & -b_2 & b_1 & 0 \\ -b_2^\dagger & 0 & 0 & b_1 \\ b_1^\dagger & 0 & 0 & -b_2 \\ 0 & b_1^\dagger & -b_2^\dagger & 0 \end{pmatrix}. \quad (10)$$

A four-component wave function of electron-hole relative motion  $\Phi_{n_1 n_2}$ , being an eigenfunction of (10), can be constructed by successive action of the raising operators  $b_1^+$  and  $b_2^+$  (see also [20,21]):

$$\Phi_{n_1 n_2}(\mathbf{r}) = \left(\sqrt{2}\right)^{\delta_{n_1,0} + \delta_{n_2,0} - 2} \times \begin{pmatrix} s_{n_1} s_{n_2} \phi_{|n_1|-1, |n_2|-1}(\mathbf{r}) \\ s_{n_1} \phi_{|n_1|-1, |n_2|}(\mathbf{r}) \\ s_{n_2} \phi_{|n_1|, |n_2|-1}(\mathbf{r}) \\ \phi_{|n_1|, |n_2|}(\mathbf{r}) \end{pmatrix}. \quad (11)$$

The bare energy of magnetoexciton in this state is a difference between energies (3) of electron and hole Landau levels:

$$E_{n_1 n_2}^{(0)} = E_{n_1}^L - E_{n_2}^L. \quad (12)$$

Here we label the state of relative motion by numbers of Landau levels  $n_1$  and  $n_2$  of electron and hole, respectively. The whole wave function of magnetoexciton (9) is additionally labeled by the magnetic momentum  $\mathbf{P}$ . In the case of integer filling, when all Landau levels up to  $\nu$ th one are completely filled by electrons and all upper levels are empty, magnetoexciton states with  $n_1 > \nu$ ,  $n_2 \leq \nu$  are possible. For simplicity, we neglect Zeeman and valley splittings of electron states, leading to appearance of additional spin-flip and intervalley excitations [20,21,24].

### 3 Influence of Coulomb interaction

Now we take into account the Coulomb interaction between electron and hole  $V(\mathbf{r}) = -e^2/\epsilon r$ , screened by surrounding dielectric medium with permittivity  $\epsilon$ . Upon switching into the electron-hole center-of-mass reference frame, it is transformed as  $V'(\mathbf{r}) = V(\mathbf{r} + \mathbf{r}_0)$ . To obtain magnetoexciton energies with taking into account Coulomb interaction, we should find eigenvalues of the full Hamiltonian of relative motion  $H' = H_0' + V'$  in the basis of the bare magnetoexcitonic states (11). As discussed in the Introduction, a relative strength of the Coulomb interaction is described by the dimensionless parameter

$$r_s = \frac{e^2}{\epsilon v_F} \approx \frac{2.2}{\epsilon}. \quad (13)$$

When  $\epsilon \gg 1$ ,  $r_s \ll 1$  and we can treat Coulomb interaction as a weak perturbation and calculate magnetoexciton energy in the first order in the interaction as:

$$E_{n_1 n_2}^{(1)}(P) = E_{n_1 n_2}^{(0)} + \langle \Phi_{n_1 n_2} | V' | \Phi_{n_1 n_2} \rangle. \quad (14)$$

Due to spinor nature of electron wave functions in graphene, the correction (14) to the bare magnetoexciton

energy (12) is a sum of four terms, each of them having a form of correction to magnetoexciton energy in usual 2D electron gas [20-22]. Dependence of magnetoexciton energy on magnetic momentum  $\mathbf{P}$  can be attributed to Coulomb interaction between electron and hole, separated by the average distance  $r_0 \sim P$ .

Calculations of magnetoexciton dispersions in the first order in Coulomb interaction (14) have been performed in several studies [20-24]. However, such calculations are well-justified only at small enough  $r_s$ , i.e., at large  $\epsilon$ . When  $\epsilon \sim 1$  (this is achievable in experiments with suspended graphene [43-46]), the role of virtual electron transitions between different Landau levels can be significant.

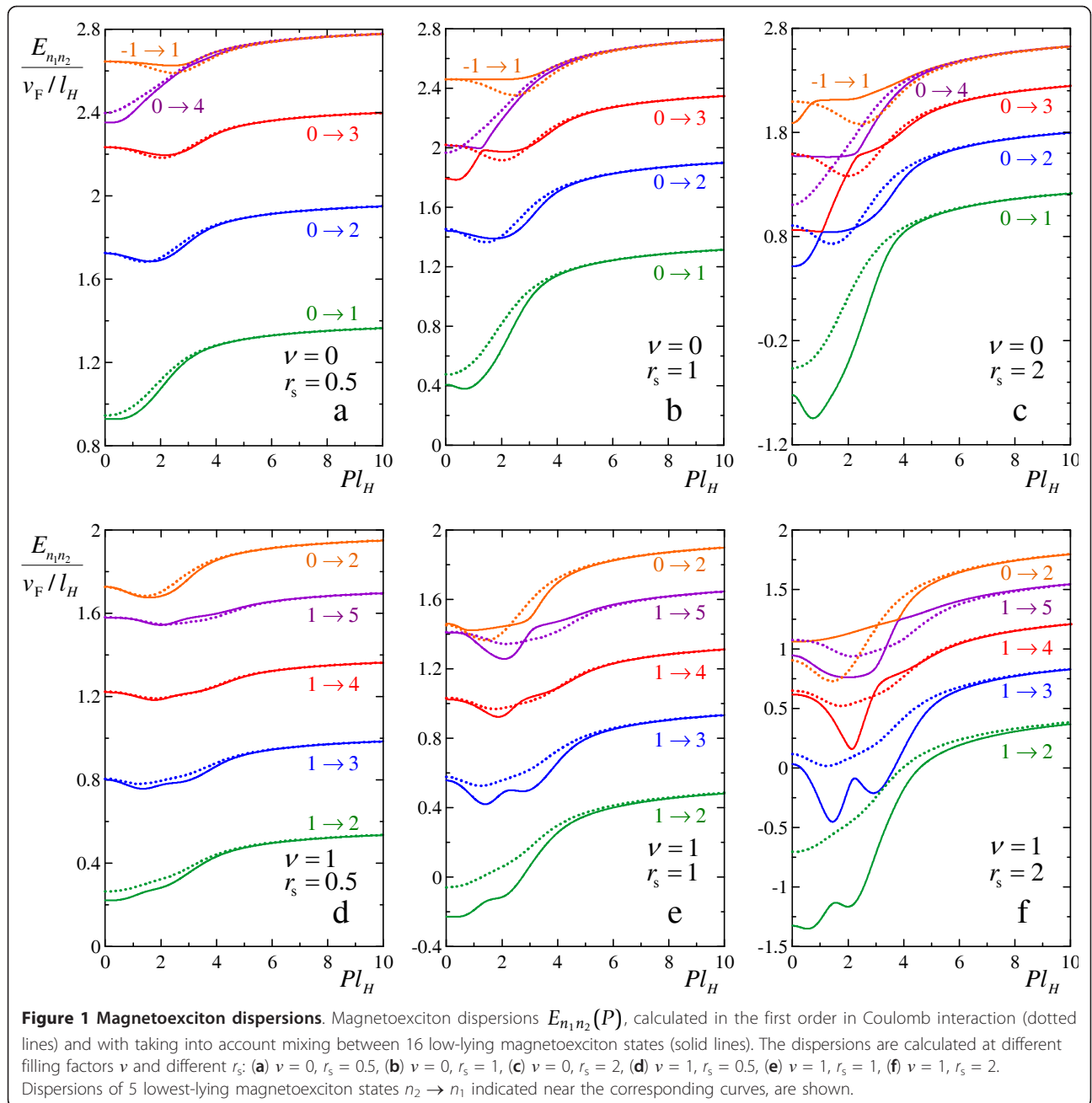
To take into account Landau level mixing, we should perform diagonalization of full Hamiltonian of Coulomb interacting electrons in some basis of magnetoexcitonic states  $\Psi_{P n_1 n_2}$ , where electron Landau levels  $n_1 > \nu$  are unoccupied and hole Landau levels  $n_2 \leq \nu$  are occupied. To obtain eigenvalues of the Hamiltonian, we need to solve the equation:

$$\det \left\| \delta_{n'_1 n_1} \delta_{n'_2 n_2} (E_{n_1 n_2}^{(0)} - E) + \langle \Psi_{P n'_1 n'_2} | V | \Psi_{P n_1 n_2} \rangle \right\| = 0. \quad (15)$$

We can constrain our basis to  $N^2$  terms, involving  $N$  Landau levels for electron ( $n_1 = \nu + 1, \dots, \nu + N$ ) and  $N$  Landau levels for a hole ( $n_2 = \nu, \dots, \nu - N + 1$ ). Since the Hamiltonian commutes with magnetic momentum  $\mathbf{P}$ , the procedure of diagonalization can be performed independently at different values of  $\mathbf{P}$ , resulting in dispersions  $E_{n_1 n_2}^{(N)}(P)$  of magnetoexcitons, affected by a mixing between  $N$  electron and  $N$  hole Landau levels.

We present in Figure 1 dispersion relations for 5 lowest magnetoexciton states, calculated with and without taking into account the mixing between 16 lowest-energy states. The results are shown for Landau level fillings  $\nu = 0$  and  $\nu = 1$ , and for different values of  $r_s$ . Close to  $P = 0$ , magnetoexciton can be described as a composite particle with parabolic dispersion, characterized by some effective mass  $M_{n_1, n_2} = [d^2 E_{n_1, n_2}(P)/dP^2]^{-1}|_{P=0}$ . At large  $P$ , the Coulomb interaction weakens and the dispersions tend to the energies of one-particle excitations (12). However, the dispersion can have rather complicated structure with several minima and maxima at intermediate momenta  $P \sim l_H^{-1}$ .

We see that the mixing at small  $r_s$  has a weak effect on the dispersions (solid and dotted lines are very close in Figure 1a,d). However, at  $r_s \sim 1$  the mixing changes the dispersions significantly. We can observe avoided crossings between dispersions of different magnetoexcitons, and even reversal of a sign of magnetoexciton effective masses (see Figure 1b,c,e,f). Also we see that the high levels are more strongly mixed than the low-



lying ones. Similar results were presented in [20] for  $r_s = 0.73$  with conclusion that the mixing is weak.

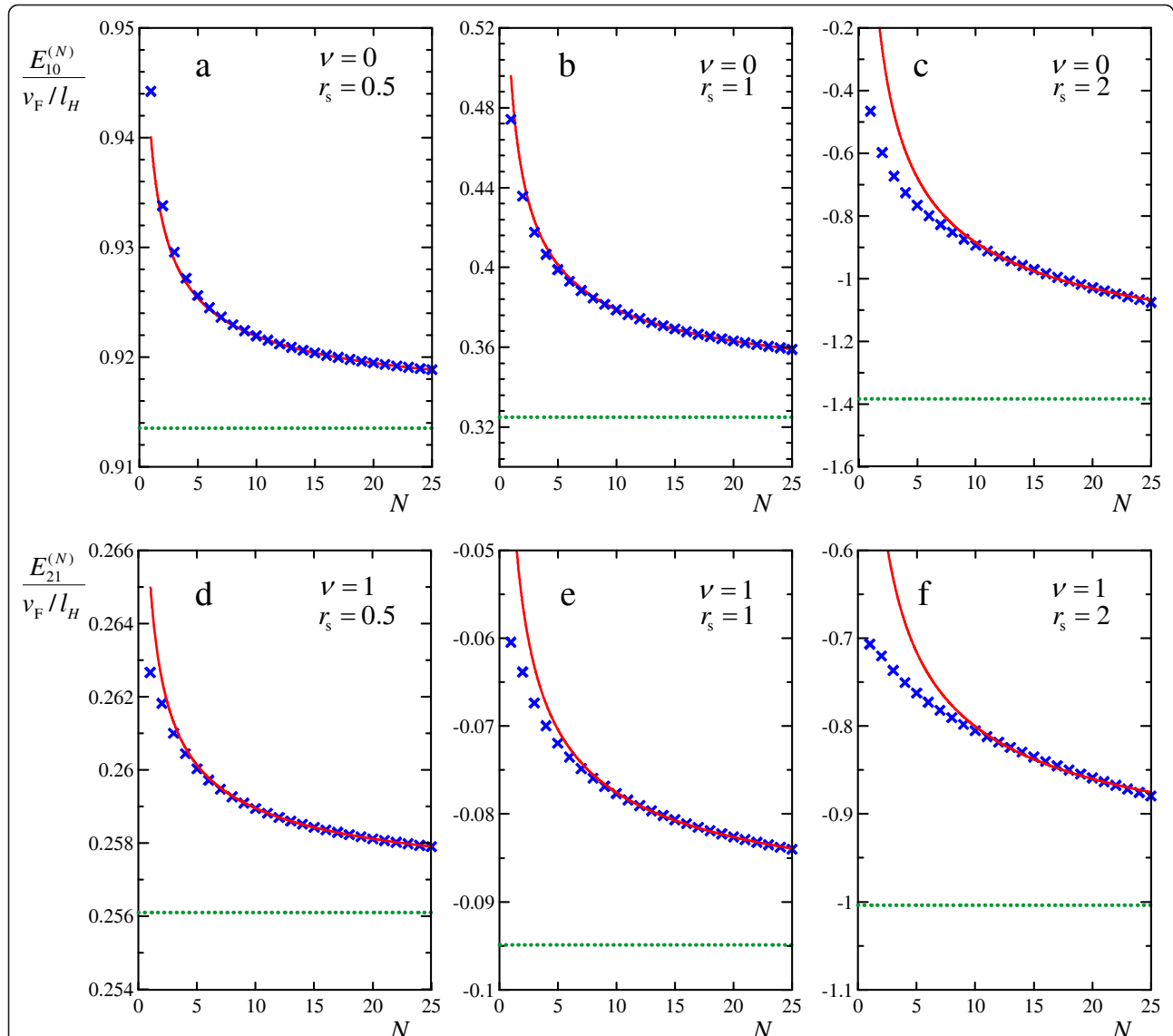
As we see, at large  $r_s$  the mixing of several Landau levels already strongly changes magnetoexciton dispersions. Important question arises here: how many Landau levels should we take into account to achieve convergence of results? To answer this question, we perform diagonalization of the type (15), increasing step-by-step a quantity  $N$  of electron and hole Landau levels. For simplicity, we perform these calculations at  $P = 0$  only. Energies of magnetoexcitons at rest, renormalized by

electron interactions due to breakdown of the Kohn theorem, are the most suitable to be observed in optical experiments.

The results of such calculations of  $E_{n_1 n_2}^{(N)}(P = 0)$  as functions of  $N$  are shown in Figure 2 by cross points. We found semi-analytically that eigenvalues of the Hamiltonian under consideration should approach a dependence

$$E_{n_1 n_2}^{(N)} \approx E_{n_1 n_2}^{(\infty)} + \frac{C_{n_1 n_2}}{\sqrt{N}} \quad (16)$$





**Figure 2 Magnetoexciton energies with Landau level mixing.** Magnetoexciton energies at rest  $E_{n_1 n_2}^{(N)}(P = 0)$ , calculated with taking into account  $N$  electron and  $N$  hole Landau levels, with stepwise increasing  $N$  (crosses). The fits to these energies with inverse-square-root function (solid lines) and limiting values of  $E_{n_1 n_2}^{(N)}(P = 0)$  at  $N \rightarrow \infty$  (dotted lines) are also shown. The results are presented for different filling factors  $\nu$  and different  $r_s$ : (a)  $\nu = 0, r_s = 0.5$ , (b)  $\nu = 0, r_s = 1$ , (c)  $\nu = 0, r_s = 2$ , (d)  $\nu = 1, r_s = 0.5$ , (e)  $\nu = 1, r_s = 1$ , (f)  $\nu = 1, r_s = 2$ .

at large  $N$ . We fitted the numerical results by this dependence and thus were able to find the limiting values  $E_{n_1 n_2}^{(\infty)}$  of magnetoexciton energies with infinite number of Landau levels taken into account.

We see in Figure 2 that the differences between magnetoexciton energies calculated in the first order in Coulomb interaction (the crosses at  $N = 1$ ) and the energies calculated with taking into account mixing between all Landau levels (dotted lines) are very small at  $r_s = 0.5$  (Figure 2a,b), moderate at  $r_s = 1$  (Figure 2b,e) and very large at  $r_s = 2$  (Figure 2c,f). Since convergency of the inverse-

square-root function is very slow, even the mixing of rather large (of the order of tens) number of Landau levels is not sufficient to obtain reliable results for magnetoexciton energies, as clearly seen in the Figure 2.

Note that the mixing increases magnetoexciton binding energies, similarly to results on magnetoexcitons in semiconductor quantum wells [47,48].

#### 4 Magnetoplasmons

Magnetoplasmons are collective excitations of electron gas in magnetic field, occurring as poles of density-to-

density response function. In the random phase approximation, dispersion of magnetoplasmon is determined as a root of the equation

$$1 - V(q)\Pi(q, \omega) = 0, \quad (17)$$

where  $V(q) = 2\pi e^2/\varepsilon q$  is the 2D Fourier transform of Coulomb interaction and  $\Pi(q, \omega)$  is a polarization operator (or polarizability). Polarization operator for graphene in magnetic field can be expressed using magnetoexciton wave functions (11) and energies (12) (see also, [18,32,34-38]):

$$\Pi(q, \omega) = g \sum_{n_1 n_2} \frac{f_{n_2} - f_{n_1}}{\omega - E_{n_1 n_2}^{(0)} - i\delta} F_{n_1 n_2}(q), \quad (18)$$

$$F_{n_1 n_2}(q) = \Phi_{n_1 n_2}^+(q l_H^2) \times \begin{pmatrix} 1 & 0 & 0 & 1 \\ 0 & 0 & 0 & 0 \\ 0 & 0 & 0 & 0 \\ 1 & 0 & 0 & 1 \end{pmatrix} \Phi_{n_1 n_2}(q l_H^2), \quad (19)$$

where  $g = 4$  is the degeneracy factor and  $f_n$  is the occupation number for the  $n$ th Landau level, i.e.,  $f_n = 1$  at  $n \leq \nu$  and  $f_n = 0$  at  $n > \nu$  (we neglect temperature effects since typical separation between Landau levels in graphene in quantizing magnetic field is of the order of room temperature [10]). The matrix between magnetoexcitonic wave functions in (19) ensures that electron and hole belong to the same sublattice, that is needed for Coulomb interaction in exchange channel treated as annihilation of electron and hole in one point of space and subsequent creation of electron-hole pair in another point.

Unlike electron gas without magnetic field, having a single plasmon branch, Equations (17)-(19) give an infinite number of solutions  $\omega = \Omega_{n_1 n_2}(q)$ , each of them can be attributed to specific inter-Landau level transition  $n_2 \rightarrow n_1$  affected by Coulomb interaction [18,37,38]. Note that at  $q \rightarrow 0$ , when Coulomb interaction  $V(q)$  becomes weak, dispersion of each magnetoplasmon branch  $\Omega_{n_1 n_2}(q)$  tends to the corresponding single-particle excitation energy  $E_{n_1 n_2}^{(0)}$ .

At  $r_s \ll 1$ , we can suppose that magnetoplasmon energy  $\Omega_{n_1 n_2}(q)$  does not differ significantly from the single-particle energy  $E_{n_1 n_2}^{(0)}$ . In this case a dominant contribution to the sum in (18) comes from the term with the given  $n_1$  and  $n_2$ . Neglecting all other terms, we can write (18) as

$$\Pi(q, \omega) \approx g \frac{F_{n_1 n_2}(q)}{\omega - E_{n_1 n_2}^{(0)} - i\delta}, \quad (20)$$

and from (17) we obtain an approximation to plasmon dispersion in the first order in the Coulomb interaction:

$$\Omega_{n_1 n_2}(q) \approx E_{n_1 n_2}^{(0)} + gV(q)F_{n_1 n_2}(q). \quad (21)$$

Magnetoplasmons in graphene were considered without taking into account Landau level mixing in a manner of Equation (21) in the studies [20,39]. Other authors [21,24,34] took into account several Landau levels, and the others [35-38] performed full summation in the framework of the random phase approximation (17)-(19) to calculate magnetoplasmon dispersions.

Here we state the question: how many Landau levels one should take into account to calculate magnetoplasmon spectrum with sufficient accuracy? To answer it, we performed calculations with successive taking into account increasing number of Landau levels at different  $\nu$  and  $r_s$ . In Figure 3, dispersions of magnetoplasmons in graphene calculated numerically are shown. Results obtained without taking into account Landau level mixing, with taking into account a mixing of two or three lowest Landau levels and with taking into account all Landau levels are plotted with different line styles.

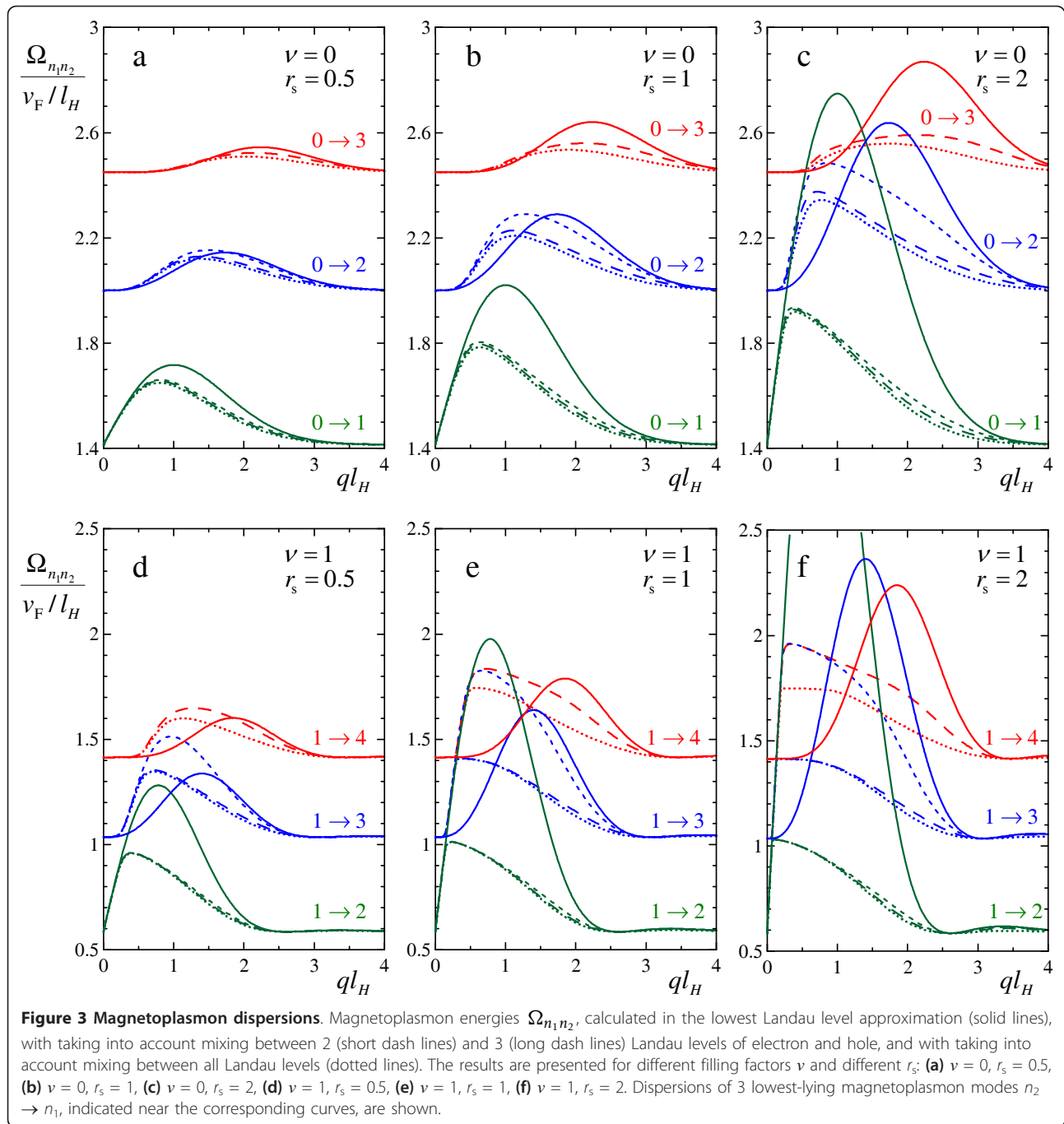
As we see, even taking into account the mixing between two Landau levels changes the dispersions considerably (see the differences between solid and short dash lines in Figure 3). However, the calculations with mixing between three Landau levels (long dash lines) are already close to the exact results (dotted lines), except for the high-lying magnetoplasmon modes. It is also seen, that the mixing considerably changes the dispersions even at moderate  $r_s$  (see, e.g., Figure 3d at  $r_s = 0.5$ ). Note that the mixing usually decreases magnetoplasmon energies and does not affect the long-wavelength linear asymptotics of their dispersions.

Therefore, we conclude here that convergence of magnetoplasmon dispersions is rather fast upon increasing a number of Landau levels taken into account. Several lowest Landau levels are sufficient to obtain rather accurate results. On the other hand, calculations in the lowest Landau level approximation, i.e., without taking into account the mixing, can give inaccurate results, especially in a region of intermediate momenta  $q \sim l_H^{-1}$ .

## 5 Conclusions

We studied influence of Landau level mixing in graphene in quantizing magnetic field on properties of elementary excitations—magnetoexcitons and magnetoplasmons—in this system. Virtual transitions between Landau levels, caused by Coulomb interaction, can change dispersions of the excitations in comparison with the lowest Landau level approximation.

Strength of Coulomb interaction and thus a degree of Landau level mixing can be characterized by



dimensionless parameter  $r_s$ , dependent in the case of graphene only on dielectric permittivity of surrounding medium. By embedding graphene in different environments, one can change  $r_s$  from small values to  $r_s \approx 2$  [49].

We calculated dispersions of magnetoexcitons in graphene and showed that the mixing even between few Landau levels can change the dispersion curves significantly at  $r_s > 1$ . However, at small  $r_s$  the role of the

mixing is negligible, in agreement with the other works [20,25]. Then the question about convergency of such calculations upon increasing a number of involved Landau levels have been raised.

We performed calculations of magnetoexciton energies at rest with taking into account stepwise increasing number of Landau levels and found their inverse-square-root asymptotics. By evaluating limiting values of these asymptotics, we calculated magnetoexciton



energies with infinite number of Landau levels taken into account. We demonstrated that influence of remote Landau levels of magnetoexciton energies is strong, especially at large  $r_s$ . Also it was found that calculations with taking into account even several Landau levels provide results, rather far from exact ones.

Also dispersion relations of magnetoplasmons in graphene were calculated in the random phase approximation with taking into account different numbers of Landau levels. We showed that even few Landau levels for electron and hole are sufficient do obtain accurate results, however the lowest Landau level approximation (i.e., calculations without taking into account the mixing) provide inaccurate results, especially for intermediate momenta and high-lying magnetoplasmon modes.

In our article, we focused on the role of Coulomb interaction only in the electron-hole channel. Another many-body mechanism, affecting observed magnetoexciton energies, is renormalization of single-particle energies due to exchange with filled Landau levels in the valence band of graphene, which was considered elsewhere [20,21,24,30,40]. An important result of our study is that breakdown of the Kohn theorem in graphene leads to strong corrections of magnetoexciton energies not only due to exchange self-energies, but also due to virtual transitions caused by Coulomb interaction between electron and hole. One can distinguish these two contributions in experiments by measuring full dispersion dependencies (at nonzero momenta) of spatially indirect magnetoexcitons formed by electrons and holes in parallel graphene layers by means of registration of luminescent photons in additional parallel magnetic field (similarly to the experiments with semiconductor quantum wells [50]).

We considered magnetoexcitons in the ladder approximation and magnetoplasmons in the random phase approximations without taking into account vertex corrections and screening. Estimating the role of these factors, especially in the strong-interacting regime at large  $r_s$ , is a difficult task and will be postponed for future studies.

The results obtained in our study should be relevant for magneto-optical spectroscopy of graphene [28,29,31,51-53] and for the problem of Bose-condensation of magnetoexcitons [54-56]. Excitonic lines in optical absorption or Raman spectra of graphene can give experimental information about energies of elementary excitations. Magnetoexcitons and magnetoplasmons can be observed also as constituents of various hybrid modes—polaritons [57], trions [58], Bernstein modes [59] or magnetophonon resonances [60].

#### Acknowledgements

The study was supported by grants of Russian Foundation for Basic Research and by the grant of the President of Russian Federation for Young Scientists

MK-5288.2011.2. One of the authors (AAS) also acknowledges support from the Dynasty Foundation.

#### Author details

<sup>1</sup>Institute for Spectroscopy, Russian Academy of Sciences, Fizicheskaya 5, 142190, Troitsk, Moscow Region, Russia <sup>2</sup>Moscow Institute of Physics and Technology, Institutskii Per. 9, 141700, Dolgoprudny, Moscow Region, Russia

#### Authors' contributions

YEL formulated the problem, provided the consultations on key points of the work and helped to finalize the manuscript. AAS carried out the calculations and wrote the manuscript draft. Both authors read and approved the final manuscript.

#### Competing interests

The authors declare that they have no competing interests.

Received: 2 November 2011 Accepted: 16 February 2012

Published: 16 February 2012

#### References

1. von Klitzing K: **The quantized Hall effect.** *Rev Mod Phys* 1986, **58**:519-531.
2. Stormer HL, Tsui DC, Gossard AC: **The fractional quantum Hall effect.** *Rev Mod Phys* 1999, **71**:S298-S305.
3. Das Sarma S, Pinczuk A: *Perspectives in quantum Hall effects* New York: Wiley; 1997.
4. Ando T, Fowler AB, Stern F: **Electronic properties of two-dimensional systems.** *Rev Mod Phys* 1981, **54**:437-672.
5. Novoselov KS, Geim AK, Morozov SV, Jiang D, Zhang Y, Dubonos SV, Grigorieva IV, Firsov AA: **Electric field effect in atomically thin carbon films.** *Science* 2004, **306**:666-669.
6. Novoselov KS, Geim AK, Morozov SV, Jiang D, Katsnelson MI, Grigorieva IV, Dubonos SV, Firsov AA: **Two-dimensional gas of massless Dirac fermions in graphene.** *Nature* 2005, **438**:197-200.
7. Castro Neto AH, Guinea F, Peres NMR, Novoselov KS, Geim AK: **The electronic properties of graphene.** *Rev Mod Phys* 2009, **80**:109-162.
8. Lozovik YE, Merkulova SP, Sokolik AA: **Collective electron phenomena in graphene.** *Phys-Usp* 2008, **51**:727-748.
9. Abergel DSL, Apalkov V, Berashevich J, Ziegler K, Chakraborty T: **Properties of graphene: A theoretical perspective.** *Adv in Phys* 2010, **59**:261-482.
10. Novoselov KS, Jiang Z, Zhang Y, Morozov SV, Stormer HL, Zeitler U, Maan JC, Boebinger GS, Kim P, Geim AK: **Room-temperature quantum Hall effect in graphene.** *Science* 2007, **315**:1379-1379.
11. Landau LD, Lifshitz EM: *Quantum mechanics.* 3 edition. New York: Butterworth-Heinemann; 1981.
12. Zheng Y, Ando T: **Hall conductivity of a two-dimensional graphite system.** *Phys Rev B* 2002, **65**:245420.
13. Gusynin VP, Sharapov SG: **Unconventional integer quantum Hall effect in graphene.** *Phys Rev Lett* 2005, **95**:146801.
14. Kallin C, Halperin BI: **Excitations from a filled Landau level in the two-dimensional electron gas.** *Phys Rev B* 1984, **30**:5655-5668.
15. Lai D: **Matter in strong magnetic fields.** *Rev Mod Phys* 2001, **73**:629-661.
16. Lerner IV, Lozovik YE: **Mott exciton in a quasi-two-dimensional semiconductor in a strong magnetic field.** *Sov Phys JETP* 1980, **51**:588-592.
17. Dzyubenko AB, Lozovik YE: **Symmetry of Hamiltonians of quantum two-component systems: condensate of composite particles as an exact eigenstate.** *J Phys A Math Gen* 1991, **24**:415-424.
18. Goerbig MO: **Electronic properties of graphene in a strong magnetic field.** *Rev Mod Phys* 2011, **83**:1193-1243.
19. Lerner IV, Lozovik YE: **Two-dimensional electron-hole system in a strong magnetic field as an almost ideal exciton gas.** *Sov Phys JETP* 1981, **53**:763-770.
20. Iyengar A, Wang J, Fertig HA, Brey L: **Excitations from filled Landau levels in graphene.** *Phys Rev B* 2007, **75**:125430.
21. Bychkov YA, Martinez G: **Magnetoplasmon excitations in graphene for filling factors  $\nu \leq 6$ .** *Phys Rev B* 2008, **77**:125417.
22. Lozovik YE, Sokolik AA, Willander M: **Collective phases and magnetoexcitons in graphene.** *Phys Stat Sol A* 2009, **206**:927-930.
23. Koinov ZG: **Magnetoexciton dispersion in graphene bilayers embedded in a dielectric.** *Phys Rev B* 2009, **79**:073409.

24. Roldán R, Fuchs JN, Goerbig MO: Spin-flip excitations, spin waves, and magnetoexcitons in graphene Landau levels at integer filling factors. *Phys Rev B* 2010, **82**:205418.
25. Zhang CH, Joglekar YN: Influence of Landau-level mixing on Wigner crystallization in graphene. *Phys Rev B* 2008, **77**:205426.
26. Jung J, MacDonald AH: Theory of the magnetic-field-induced insulator in neutral graphene sheets. *Phys Rev B* 2009, **80**:235417.
27. Kohn W: Cyclotron resonance and de Haas-van Alphen oscillations of an interacting electron gas. *Phys Rev* 1961, **123**:1242-1244.
28. Jiang Z, Henriksen EA, Tung LC, Wang YJ, Schwartz ME, Han MY, Kim P, Stormer HL: Infrared spectroscopy of Landau levels of graphene. *Phys Rev Lett* 2007, **98**:197403.
29. Henriksen EA, Cadden-Zimansky P, Jiang Z, Li ZQ, Tung LC, Schwartz ME, Takita M, Wang YJ, Kim P, Stormer HL: Interaction-induced shift of the cyclotron resonance of graphene using infrared spectroscopy. *Phys Rev Lett* 2010, **104**:067404.
30. Shizuya K: Many-body corrections to cyclotron resonance in monolayer and bilayer graphene. *Phys Rev B* 2010, **81**:075407.
31. Orlita M, Potemski M: Dirac electronic states in graphene systems: optical spectroscopy studies. *Semicond Sci Technol* 2010, **25**:063001.
32. Pyatkovskiy PK, Gusynin VP: Dynamical polarization of graphene in a magnetic field. *Phys Rev B* 2011, **83**:075422.
33. Chiu KW, Quinn JJ: Plasma oscillations of a two-dimensional electron gas in a strong magnetic field. *Phys Rev B* 1974, **9**:4724-4732.
34. Shizuya K: Electromagnetic response and effective gauge theory of graphene in a magnetic field. *Phys Rev B* 2007, **75**:245417.
35. Tahir M, Sabeeh K: Inter-band magnetoplasmons in mono- and bilayer graphene. *J Phys Condens Matter* 2008, **20**:425202.
36. Berman OL, Gumbs G, Lozovik YE: Magnetoplasmons in layered graphene structures. *Phys Rev B* 2008, **78**:085401.
37. Roldán R, Fuchs JN, Goerbig MO: Collective modes of doped graphene and a standard two-dimensional electron gas in a strong magnetic field: Linear magnetoplasmons versus magnetoexcitons. *Phys Rev B* 2008, **80**:085408.
38. Roldán R, Goerbig MO, Fuchs JN: The magnetic field particle-hole excitation spectrum in doped graphene and in a standard two-dimensional electron gas. *Semicond Sci Technol* 2010, **25**:034005.
39. Fischer AM, Römer RA, Dzyubenko AB: Magnetoplasmons and SU(4) symmetry in graphene. *J Phys Conf Ser* 2011, **286**:012054.
40. Barlas Y, Lee WC, Nomura K, MacDonald AH: Renormalized Landau levels and particle-hole symmetry in graphene. *Int J Mod Phys B* 2009, **23**:2634-2640.
41. Gor'kov LP, Dzyaloshinskii IE: Contribution to the theory of the Mott exciton in a strong magnetic field. *Sov Phys JETP* 1968, **26**:449-453.
42. Lozovik YE, Ruvinsky AM: Magnetoexcitons in coupled quantum wells. *Phys Lett A* 1997, **227**:271-284.
43. Bolotin KI, Sikes KJ, Jiang Z, Klima M, Fudenberg G, Hone J, Kim P, Stormer HL: Ultrahigh electron mobility in suspended graphene. *Solid State Commun* 2008, **146**:351-355.
44. Ghahari F, Zhao Y, Cadden-Zimansky P, Bolotin K, Kim P: Measurement of the  $\nu = 1/3$  fractional quantum Hall energy gap in suspended graphene. *Phys Rev Lett* 2011, **106**:046801.
45. Elias DC, Gorbachev RV, Mayorov AS, Morozov SV, Zhukov AA, Blake P, Ponomarenko LA, Grigorieva IV, Novoselov KS, Guinea F, Geim AK: Dirac cones reshaped by interaction effects in suspended graphene. *Nature Phys* 2011, **7**:701-704.
46. Knox KR, Locatelli A, Yilmaz MB, Cvetko D, Menten TO, Nino MA, Kim P, Morgante A, Osgood RM: Making angle-resolved photoemission measurements on corrugated monolayer crystals: Suspended exfoliated single-crystal graphene. *Phys Rev B* 2011, **84**:115401.
47. Moskalenko SA, Liberman MA, Khadzhi PI, Dumanov EV, Podlesny IV, Bo, tan V: Influence of excited Landau levels on a two-dimensional electron-hole system in a strong perpendicular magnetic field. *Solid State Commun* 1996, **140**:236-239.
48. Moskalenko SA, Liberman MA, Khadzhi PI, Dumanov EV, Podlesny IV, Bo, tan V: Influence of Coulomb scattering of electrons and holes between Landau levels on energy spectrum and collective properties of two-dimensional magnetoexcitons. *Physica E* 2007, **39**:137-149.
49. Ponomarenko LA, Yang R, Mohiuddin TM, Katsnelson MI, Novoselov KS, Morozov SV, Zhukov AA, Schedin F, Hill EW, Geim AK: Effect of a high-x environment on charge carrier mobility in graphene. *Phys Rev Lett* 2009, **102**:206603.
50. Butov LV, Lai CW, Chemla DS, Lozovik YE, Campman KL, Gossard AC: Observation of magnetically induced effective-mass enhancement of quasi-2D excitons. *Phys Rev Lett* 2001, **87**:216804.
51. Sadowski ML, Martinez G, Potemski M, Berger C, de Heer WA: Magneto spectroscopy of epitaxial few-layer graphene. *Solid State Commun* 2007, **143**:123-125.
52. Kashuba O, Fal'ko VI: Signature of electronic excitations in the Raman spectrum of graphene. *Phys Rev B* 2009, **80**:241404(R).
53. Giesbers AJM, Zeitler U, Katsnelson MI, Ponomarenko LA, Mohiuddin TM, Maan JC: Quantum-Hall activation gaps in graphene. *Phys Rev Lett* 2007, **99**:206803.
54. Berman OL, Lozovik YE, Gumbs G: Bose-Einstein condensation and superfluidity of magnetoexcitons in bilayer graphene. *Phys Rev B* 2008, **77**:155433.
55. Fil DV, Kravchenko LY: Superfluid state of magnetoexcitons in double layer graphene structures. *AIP Conf Proc* 2009, **1198**:34-41.
56. Bezuglyi AI: Dynamical equation for an electron-hole pair condensate in a system of two graphene layers. *Low Temp Phys* 2010, **36**:236-242.
57. Berman OL, Kezerashvili RY, Lozovik YE: Bose-Einstein condensation of trapped polaritons in two-dimensional electron-hole systems in a high magnetic field. *Phys Rev B* 2009, **80**:115302.
58. Fischer AM, Romer RA, Dzyubenko AB: Symmetry content and spectral properties of charged collective excitations for graphene in strong magnetic fields. *Europhys Lett* 2010, **92**:37003.
59. Roldán R, Goerbig MO, Fuchs JN: Theory of Bernstein modes in graphene. *Phys Rev B* 2011, **83**:205406.
60. Goerbig MO, Fuchs JN, Kechedzhi K, Fal'ko VI: Filling-factor-dependent magnetophonon resonance in graphene. *Phys Rev Lett* 2007, **99**:087402.

doi:10.1186/1556-276X-7-134

Cite this article as: Lozovik and Sokolik: Influence of Landau level mixing on the properties of elementary excitations in graphene in strong magnetic field. *Nanoscale Research Letters* 2012 **7**:134.

Submit your manuscript to a SpringerOpen® journal and benefit from:

- Convenient online submission
- Rigorous peer review
- Immediate publication on acceptance
- Open access: articles freely available online
- High visibility within the field
- Retaining the copyright to your article

Submit your next manuscript at ► [springeropen.com](http://springeropen.com)