

Applications of Graphical Condensation for Enumerating Matchings and Tilings

Eric H. Kuo*

April 7, 2003

Abstract

A technique called graphical condensation is used to prove various combinatorial identities among numbers of (perfect) matchings of planar bipartite graphs and tilings of regions. Graphical condensation involves superimposing matchings of a graph onto matchings of a smaller subgraph, and then re-partitioning the united matching (actually a multigraph) into matchings of two other subgraphs, in one of two possible ways. This technique can be used to enumerate perfect matchings of a wide variety of bipartite planar graphs. Applications include domino tilings of Aztec diamonds and rectangles, diabolo tilings of fortresses, plane partitions, and transpose complement plane partitions.

1 Introduction

The *Aztec diamond* of order n is defined as the union of all unit squares whose corners are lattice points which lie within the region $\{(x, y) : |x| + |y| \leq n + 1\}$. A *domino* is simply a 1-by-2 or 2-by-1 rectangle whose corners are lattice points. A *domino tiling* of a region R is a set of non-overlapping dominoes whose union is R . Figure 1 shows an Aztec diamond of order 4 and a sample domino tiling.

In [GCZ], it was conjectured that the number of tilings for the order- n Aztec diamond is $2^{n(n+1)/2}$. The conjecture was proved in [EKLP]. As the author went about trying to enumerate domino tilings for a similar region, he discovered a new technique called *graphical condensation*. This technique has some far-reaching applications for proving various combinatorial identities. These identities usually take the form

$$T(R_1)T(R_2) = T(R_3)T(R_4) + T(R_5)T(R_6),$$

where $T(R_i)$ stands for the number of tilings for a region R_i . In our applications, the regions R_i are complexes built out of vertices, edges, and faces, and the legal tiles correspond to pairs of faces that share an edge; a collection of such tiles constitutes a tiling if each face of R_i belongs to exactly one tile in the collection (such tilings are sometimes called *diform tilings*). Each region R_i could be represented by its dual graph G_i . The number of tilings for R_i would equal the number of perfect matchings in G_i . Thus we could replace each term $T(R_i)$ in the identity with $M(G_i)$, which stands for the number of perfect matchings in G_i . (Hereafter, it will be understood that any use of the term “matching” tacitly refers to a perfect matching.)

Graphical condensation involves superimposing a matching in one graph onto a matching in another, and then partitioning that union into matchings in two other graphs. The phrase *graphical condensation* comes

*Computer Science Division, University of California, Berkeley, CA, 94720, USA. E-mail: ekuo@cs.berkeley.edu. This material is based on work performed under the auspices of the Undergraduate Research Opportunities Program at MIT. The work was also supported by NSF Graduate Fellowship.

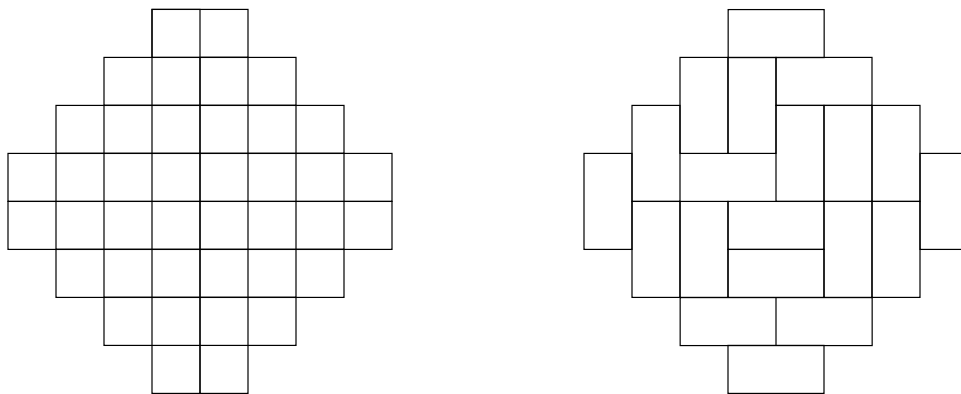


Figure 1: Order 4 Aztec diamond and a sample domino tiling.

from the striking resemblance between Dodgson condensation of determinants and graphical condensation of Aztec diamonds. A proof of Dodgson condensation which bears this striking resemblance can be found in [Z97].

This article describes how graphical condensation can be used to prove bilinear relations among numbers of matchings in bipartite planar graphs or diform tilings of regions. Among the applications are domino tilings of Aztec diamonds (as well as some variant regions with holes in them), and rhombus (or lozenge) tilings of semiregular hexagons (also called plane partitions), with or without the requirement of bilateral symmetry. The main result extends to weighted enumeration of matchings of edge-weighted graphs, and this extension gives us a simple way to apply the method to count domino tilings of rectangles and diablo tilings of fortresses.

2 Enumerative Relations Among Matchings in Planar Bipartite Graphs

Before we state our enumerative relations, let us introduce some notation. We will be working with a bipartite graph $G = (V_1, V_2, E)$ in which V_1 and V_2 are disjoint sets of vertices in G and every edge in E connects a vertex in V_1 to a vertex in V_2 . If U is a subset of vertices in G , then $G - U$ is the subgraph of G obtained by deleting the vertices in U and all edges incident to those vertices. If a is a vertex in G , then $G - a = G - \{a\}$. Finally, we will let $M(G)$ be the number of perfect matchings in G , and $\mathcal{M}(G)$ be the set of all perfect matchings in G .

Theorem 2.1 *Let $G = (V_1, V_2, E)$ be a planar bipartite graph in which $|V_1| = |V_2|$. Let vertices $a, b, c,$ and d appear on a face of G , in that order. (See Figure 2, left.) If $a, c \in V_1$ and $b, d \in V_2$, then*

$$M(G)M(G - \{a, b, c, d\}) = M(G - \{a, b\})M(G - \{c, d\}) + M(G - \{a, d\})M(G - \{b, c\}).$$

Proof: To prove this relation, we would like to establish that the two sets $\mathcal{M}(G) \times \mathcal{M}(G - \{a, b, c, d\})$ and $(\mathcal{M}(G - \{a, b\}) \times \mathcal{M}(G - \{c, d\})) \cup (\mathcal{M}(G - \{a, d\}) \times \mathcal{M}(G - \{b, c\}))$ have the same cardinality. Consider superimposing a matching on $G - \{a, b, c, d\}$ onto a matching on G . Whenever both matchings share a common edge, we retain both edges and place a doubled edge in the united matching. Thus in the united matching (strictly speaking a multigraph, since some edges may belong with multiplicity 2), each vertex has degree 2 except for $a, b, c,$ and d , which have degree 1.

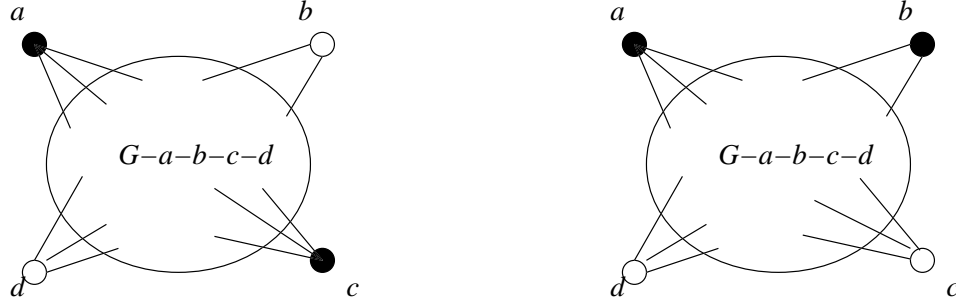


Figure 2: Left: Graph for Theorem 2.1. Right: Graph for Theorem 2.3.

Now consider superimposing a matching on $G - \{a, b\}$ onto a matching $G - \{c, d\}$. Each vertex in the resulting graph has degree 2 except for a, b, c , and d , which have degree 1. The same type of graph results from superimposing a matching on $G - \{a, d\}$ onto a matching on $G - \{b, c\}$.

We define the set \mathcal{H} of multigraphs on the vertices of G that have the following properties:

1. Vertices a, b, c , and d have degree 1.
2. The remaining vertices have degree 2.
3. The edges form cycles, doubled edges, and two paths that connect a, b, c , and d .

Each pair of graphs in $\mathcal{M}(G) \times \mathcal{M}(G - \{a, b, c, d\})$, $\mathcal{M}(G - \{a, b\}) \times \mathcal{M}(G - \{c, d\})$, and $\mathcal{M}(G - \{a, d\}) \times \mathcal{M}(G - \{b, c\})$ can be merged to form a multigraph in \mathcal{H} . (Hereafter, we shall drop the prefix “multi-” and refer to the elements of \mathcal{H} as simply graphs.)

Let H be a graph in \mathcal{H} . From a , we can trace a path through H until we hit another vertex of degree 1. No vertex can be visited twice by this path since each vertex has degree at most two. Eventually we must end at one of the other vertices of degree 1. If one path connects a to b , then the path from c must end at the remaining degree-1 vertex d . Otherwise if a connects to d , then b must connect to c . It is impossible for one path to connect a to c and the other path to connect b to d . If such paths existed, then they would have to intersect, forcing some other vertex to have a degree greater than 2.

We now show that H can always be partitioned into a matching M_1 on G and a matching M_2 on $G - \{a, b, c, d\}$. Since H is bipartite, each cycle has even length. We partition each cycle in H so that every other edge goes into the same matching; each vertex in a cycle is adjacent to one edge from each matching. Each doubled edge is split and shared between both matchings. Since the paths connect a to b (or d) and c to d (or b), one end of each path must belong to V_1 and the other end must be in V_2 . Thus each path has odd length (as measured by the number of edges), and so the edges at the ends of each path belong to matching M_1 . The rest of the paths are partitioned, and thus it is always possible to partition H into matchings M_1 and M_2 .

Next, we show that H can always be partitioned into either matchings in $G - \{a, b\}$ and $G - \{c, d\}$, or matchings in $G - \{a, d\}$ and $G - \{b, c\}$, but never both. Once again, the cycles and doubled edges are split between the matchings as demonstrated earlier. Without loss of generality, assume that paths connect a to b and c to d . As shown earlier, the edge adjacent to a must be in the same matching as the edge adjacent to b . The only possible matchings that can contain both edges are matchings in $G - \{c, d\}$. Likewise, the edges containing c and d can both belong only to $G - \{a, b\}$. Thus it is possible for H to be partitioned into matchings in $G - \{a, b\}$ and $G - \{c, d\}$, but not into matchings in $G - \{a, d\}$ and $G - \{b, c\}$.

Finally we show that the number of partitions of H into matchings in G and $G - \{a, b, c, d\}$ is equal to the number of partitions into matchings in $G - \{a, b\}$ and $G - \{c, d\}$, or in $G - \{a, d\}$ and $G - \{b, c\}$. In both cases, that number is 2^k , where k is the number of cycles in H . This value is derived from the two possible subsets of edges per cycle to be included in G (respectively, $G - \{a, b\}$ or $G - \{a, d\}$).

Thus we can partition $\mathcal{M}(G) \times \mathcal{M}(G - \{a, b, c, d\})$ and $(\mathcal{M}(G - \{a, b\}) \times \mathcal{M}(G - \{c, d\})) \cup (\mathcal{M}(G - \{a, d\}) \times \mathcal{M}(G - \{b, c\}))$ into subsets such that the union of each pair of graphs within the same subset form the same graph in \mathcal{H} . Each graph $H \in \mathcal{H}$ corresponds to one subset from each of $\mathcal{M}(G) \times \mathcal{M}(G - \{a, b, c, d\})$ and $(\mathcal{M}(G - \{a, b\}) \times \mathcal{M}(G - \{c, d\})) \cup (\mathcal{M}(G - \{a, d\}) \times \mathcal{M}(G - \{b, c\}))$, and those subsets have equal size. Thus $\mathcal{M}(G) \times \mathcal{M}(G - \{a, b, c, d\})$ and $(\mathcal{M}(G - \{a, b\}) \times \mathcal{M}(G - \{c, d\})) \cup (\mathcal{M}(G - \{a, d\}) \times \mathcal{M}(G - \{b, c\}))$ have the same cardinality, so the relation is proved. \blacksquare

Before Theorem 2.1 was known, James Propp proved a special case in which a, b, c , and d form a 4-cycle in G ; see [P96].

Corollary 2.2 *Let a, b, c, d be four vertices forming a 4-cycle in the bipartite planar graph G , joined by edges that we will denote by ab, bc, cd , and da . Then the proportion P of matchings in G that have an alternating cycle at this face (i.e., the proportion of matchings in G that either contain edges ab and cd or contain edges bc and da) is*

$$P = 2(p(ab)p(cd) + p(bc)p(da))$$

where $p(uv)$ denotes the proportion of matchings in G that contain the specified edge uv .

Proof: We note that for each edge uv in G ,

$$p(uv) = \frac{M(G - \{u, v\})}{M(G)}.$$

The number of matchings in G that contain the alternating cycle at $abcd$ is twice the number of matchings in $G - \{a, b, c, d\}$. Thus

$$P = \frac{2M(G - \{a, b, c, d\})}{M(G)}.$$

Then after multiplying the relation in Theorem 2.1 by $2/M(G)^2$, we get our result. \blacksquare

With this same technique, we can prove similar theorems in which we alter the membership of a, b, c , and d in V_1 and V_2 .

Theorem 2.3 *Let $G = (V_1, V_2, E)$ be a planar bipartite graph in which $|V_1| = |V_2|$. Let vertices a, b, c , and d appear on a face of G , in that order (as in Figure 2, right). If $a, b \in V_1$ and $c, d \in V_2$, then*

$$M(G - \{a, d\})M(G - \{b, c\}) = M(G)M(G - \{a, b, c, d\}) + M(G - \{a, c\})M(G - \{b, d\}).$$

Proof: The proof of this relation is similar to that of Theorem 2.1 with several differences. In this case, we show that $\mathcal{M}(G - \{a, d\}) \times \mathcal{M}(G - \{b, c\})$ and $(\mathcal{M}(G) \times \mathcal{M}(G - \{a, b, c, d\})) \cup (\mathcal{M}(G - \{a, c\}) \times \mathcal{M}(G - \{b, d\}))$ have the same cardinality. The combination of a pair of matchings from either set produces a graph in the set \mathcal{H} of graphs on the vertices of G in which all vertices have degree 2 except for a, b, c , and d , which have degree 1. Now consider a graph $H \in \mathcal{H}$. If paths connect a to b and c to d , then each path has even length. The edges at the ends of each path must go into different matchings. Thus H can be partitioned into matchings in $G - \{a, d\}$ and $G - \{b, c\}$, or into matchings in $G - \{a, c\}$ and $G - \{b, d\}$. Otherwise, if a is connected to d and b to c , then each path has odd length. Then H can be partitioned into matchings in $G - \{a, d\}$ and $G - \{b, c\}$, or into matchings in G and $G - \{a, b, c, d\}$.

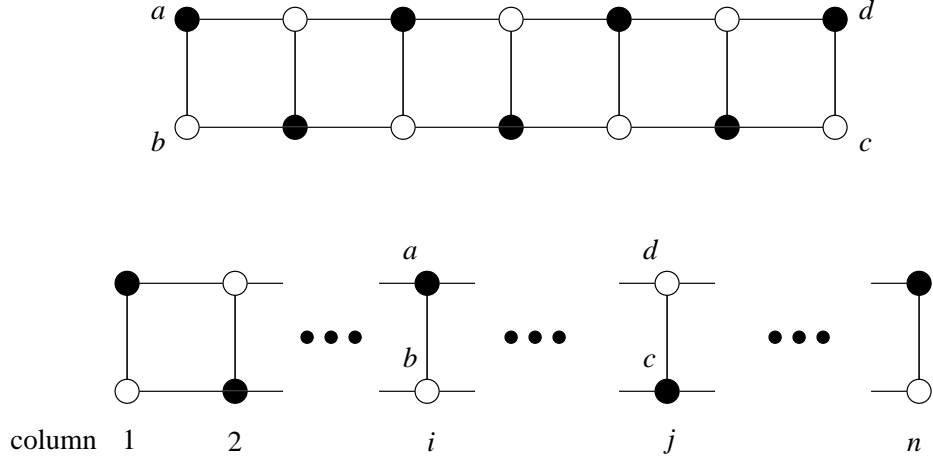


Figure 3: Top: $2 \times n$ rectangle with corners a, b, c, d . Bottom: Same rectangle, only with a, b, c, d in the middle.

No matter which ways the path connect, H can always be partitioned into matchings in $G - \{a, d\}$ and $G - \{b, c\}$. H can also be partitioned into either matchings in $G - \{a, c\}$ and $G - \{b, d\}$, or matchings in G and $G - \{a, b, c, d\}$, but not both. Moreover, the number of partitions of H into matchings in $G - \{a, d\}$ and $G - \{b, c\}$ is equal to the number of partitions into matchings in $G - \{a, c\}$ and $G - \{b, d\}$, or in G and $G - \{a, b, c, d\}$. Thus $\mathcal{M}(G - \{a, d\}) \times \mathcal{M}(G - \{b, c\})$ and $(\mathcal{M}(G) \times \mathcal{M}(G - \{a, b, c, d\})) \cup (\mathcal{M}(G - \{a, c\}) \times \mathcal{M}(G - \{b, d\}))$ have the same cardinality. \blacksquare

We show a simple application of Theorems 2.1 and 2.3 in which our graphs are duals of rectangular arrays of dimensions $2 \times n$. From elementary combinatorics, the number of domino tilings of a $2 \times n$ array is F_{n+1} , where $F_1 = F_2 = 1$, and $F_n = F_{n-1} + F_{n-2}$. These theorems lead to a straightforward derivation for some bilinear relations among the Fibonacci numbers. Consider a $2 \times n$ rectangle with a, b, c and d being the four corners, as shown in Figure 3. Theorems 2.1 and 2.3 produce the relations

$$F_{n+1}F_{n-1} = \begin{cases} F_n^2 + 1 \cdot 1 & \text{for even } n, \\ F_n^2 - 1 \cdot 1 & \text{for odd } n, \end{cases}$$

which could be simplified to $F_{n+1}F_{n-1} = F_n^2 + (-1)^n$.

We could go a step further by letting a, b, c, d be somewhere in the middle of the $2 \times n$ rectangle. If a, b are in column i , and c, d are in column $j > i$, then the relations become

$$F_{n+1}F_iF_jF_{n-j+1} = F_iF_{n-i+1}F_jF_{n-j+1} + (-1)^{j-i-1}(F_iF_{n-j+1})^2,$$

which simplifies to

$$F_{n+1}F_{j-i} = F_{n-i+1}F_j + (-1)^{j-i-1}F_iF_{n-j+1}.$$

We close this section with two additional relations applicable in situations in which V_1 and V_2 have different size.

Theorem 2.4 *Let $G = (V_1, V_2, E)$ be a planar bipartite graph in which $|V_1| = |V_2| + 1$. Let vertices a, b, c , and d appear on a face of G , in that order. If $a, b, c \in V_1$ and $d \in V_2$, then*

$$M(G - b)M(G - \{a, c, d\}) = M(G - a)M(G - \{b, c, d\}) + M(G - c)M(G - \{a, b, d\}).$$

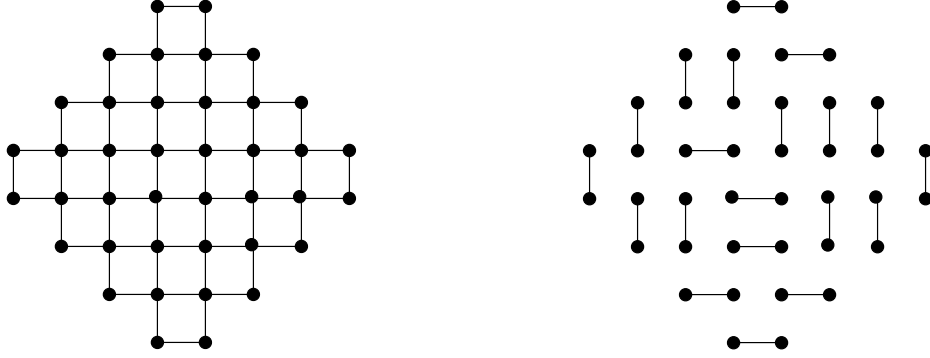


Figure 4: Left: Order-4 Aztec diamond graph. Right: Order-4 Aztec matching.

Theorem 2.5 *Let $G = (V_1, V_2, E)$ be a planar bipartite graph in which $|V_1| = |V_2| + 2$. Let vertices a, b, c , and d appear on a face of G , in that order, and $a, b, c, d \in V_1$. Then*

$$M(G - \{a, c\})M(G - \{b, d\}) = M(G - \{a, b\})M(G - \{c, d\}) + M(G - \{a, d\})M(G - \{b, c\}).$$

The proofs for these relations are similar to Theorems 2.1 and 2.3.

3 Proof of Aztec Diamond Theorem

The order- n Aztec diamond graph refers to the graph dual of the order- n Aztec diamond. Throughout this proof, an Aztec matching will mean a matching in an Aztec diamond graph. Figure 4 shows the order-4 Aztec diamond graph and an order-4 Aztec matching. Thus counting tilings for an Aztec diamond of order n is the same as counting Aztec matchings of order n .

To prove that the number of Aztec matchings of order n is $2^{n(n+1)/2}$, we need the following recurrence relation.

Proposition 3.1 *Let $T(n)$ represent the number of Aztec matchings of order n . Then*

$$T(n) = \frac{2(T(n-1))^2}{T(n-2)}.$$

Proof: It is equivalent to show that

$$T(n)T(n-2) = 2(T(n-1))^2.$$

To prove this relation, we show that the number of ordered pairs (A, B) is twice the number of ordered pairs (C, D) , where A, B, C , and D are Aztec matchings of orders $n, n-2, n-1$, and $n-1$, respectively.

We superimpose an Aztec matching B of order $n-2$ with an order- n Aztec matching A so that the matchings are concentric. Figure 5 shows Aztec matchings of orders 3 and 5, and the result of superimposing the two matchings. In the combined graph, the white vertices are shared by both the order-3 and order-5 matchings. The black vertices are from the order-5 matching only. Note that some edges are shared by both matchings.

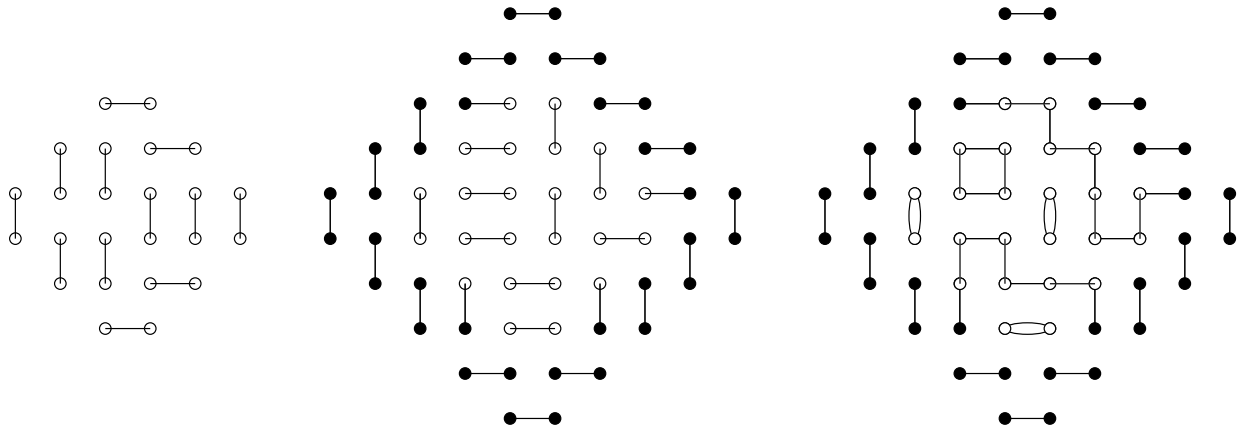


Figure 5: Left: Order-3 Aztec matching. Center: Order-5 Aztec matching. Right: The two matchings combined.

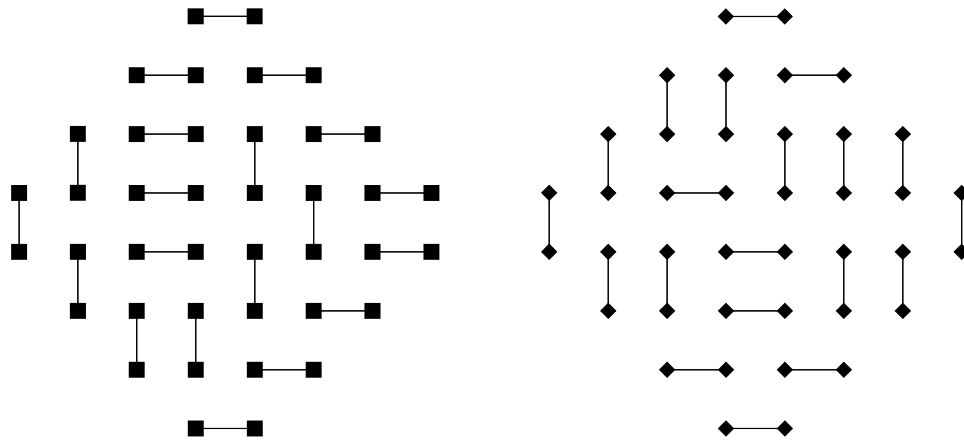


Figure 6: Aztec matchings C and D of order 4.

Note also that each black vertex has degree 1 in the combined graph, whereas each white vertex has degree 2.

Now consider overlapping two Aztec matchings of order $n - 1$, shown in Figure 6. Let us call the first and second matchings C and D , respectively. The overlapping can be done in either of two ways. Figure 7 shows the two possible resulting graphs by superimposing matchings C and D in Figure 6.

Each graph in Figure 7 can be partitioned into two order-4 Aztec matchings and two extra segments. The left graph was made by fitting matching C to the top and matching D to the bottom of the order-5 diamond, and then adding two side edges. The graph on the right was made by fitting matching C to the left and matching D to the right of the order-5 diamond, and then adding the top and bottom edges. In both cases, each of the center vertices has degree 2, and all other vertices have degree 1. The graphs resemble order-3 Aztec matchings on top of order-5 Aztec matchings.

In general, we are given a graph G on the vertices of the order- n Aztec diamond graph with the following properties:

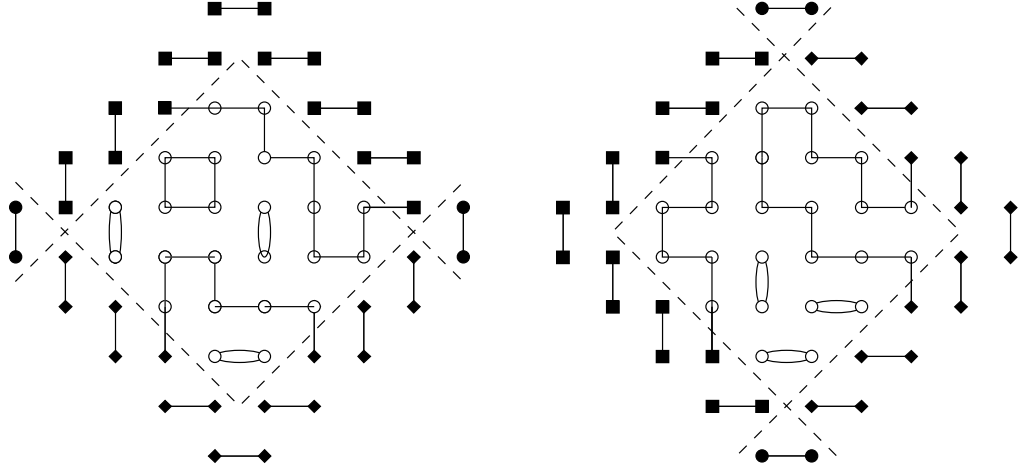


Figure 7: The two possible combinations of the matchings C and D .

1. The inner vertices in G that form an order- $(n - 2)$ Aztec diamond have degree 2.
2. The remaining outer vertices in G have degree 1.
3. The edges of G form cycles, doubled edges, single edges, and lattice paths of length greater than 1.

Let us call a graph with such properties a *doubled Aztec graph*. For each superimposition we have described so far, the result is a doubled Aztec graph G . We want to show that the number of partitions of G into two Aztec matchings A and B of orders n and $n - 2$ is equal to the number of partitions of G into two order- $(n - 1)$ Aztec matchings C and D (along with two line segments). We will show that this number is 2^k , where k is the number of cycles in G . Since G is bipartite, all cycles have even length. These cycles are contained in the middle common vertices, as they are the only vertices with degree 2. Each cycle can then be partitioned so that every other edge will go to the same subgraph; adjacent edges go to different subgraphs. For each cycle, there are two ways to decide which half of the cycle goes to A or B . Similarly, there are two ways to decide which half goes to C or D . All doubled edges in G are split and shared by each subgraph. It remains to show that the other edges must be partitioned uniquely.

We now label G as shown in Figure 8. The vertices whose degree is 2 are labeled O. The degree-one vertices surrounding the O-vertices are labeled T, U, V, and W such that each side is assigned a different label. Every vertex on the outer boundary of G is labeled Y, except for four vertices, one on each corner. Those four exceptions are assigned the label (T, U, V, or W) of the vertices on the same diagonal. We have labeled the vertices such that each vertex labeled Y will match with exactly one vertex labeled T, U, V, or W. For each label T, U, V, and W, exactly one vertex will not be connected to a Y-vertex. We denote these special vertices T' , U' , V' , and W' .

In a doubled Aztec graph, there must be paths joining T' to U' and V' to W' , or paths joining T' to W' and U' to V' . However, we cannot have paths going from T' to V' and from U' to W' . If such paths existed, then both paths would have to travel through the O-vertices and intersect, thus forcing the degree of some O-vertex to be more than 2.

Let us show that the segments from both ends of a path must belong to the same subgraph in any partition of G . Let us 2-color the vertices of G black and white so that black vertices are adjacent to white vertices and vice versa. The T- and V- vertices must be the same color; let us color all the T- and V-vertices white. Then the U- and W-vertices must be of the other color, which is black. Therefore, any path from T to U,

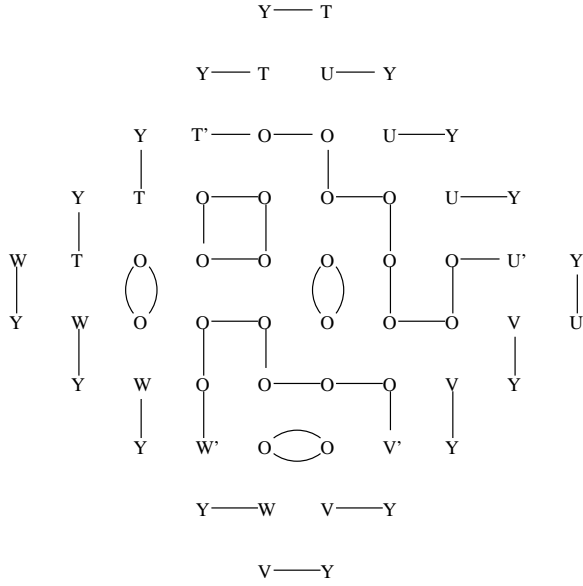


Figure 8: Specially labeled graph of doubled Aztec graph G .

from U to V , from V to W , or from W to T must have odd length since the path goes from a black to a white vertex. Thus the segments from both ends of a path must belong to the same subgraph in any partition of G .

Thus, when we partition G into matchings A and B of orders n and $n - 2$, we must always place the ending segments into A and determine the rest of the partition thereafter. Such a partition always exists.

Next we show that G can be partitioned into two matchings C and D of order $n - 1$ along with two additional side edges. There are two possible ways this partition could be done. The first is top-bottom: the top diamond contains the T - and U -vertices, and the bottom diamond contains the V - and W -vertices. The second is left-right: the left diamond contains the T - and W -vertices, and the right diamond contains the U - and V -vertices.

Without loss of generality, let the paths in G connect T' to U' and V' to W' . When G is partitioned into two matchings C and D , both of order $n - 1$, one matching (say C) must have both T' and U' , as they are the ends of the same lattice path. Thus C is the top Aztec matching containing all T - and U - vertices (except for one U -vertex on the far right corner). Vertices V' and W' must belong to the other matching D . The paths are then partitioned uniquely. Thus we can partition G into two order- $(n - 1)$ Aztec matchings placed top-bottom (plus two edges on the sides). However, it is not possible to partition G into two side-by-side Aztec matchings of order $n - 1$ such that one contains the T - and W -vertices, and the other contains the U - and V -vertices. The reason is that since the left matching has W' , it would then contain V' . The latter cannot happen, since V' is in the other matching.

Hence each doubled Aztec graph can be partitioned into two order- $(n - 1)$ Aztec matchings in one way (top-bottom) or the other (left-right), but never both. The partition of the paths is uniquely determined.

The number of ways to combine Aztec matchings of orders n and $n - 2$ is $T(n)T(n - 2)$, while the number of ways to combine two order- $(n - 1)$ matchings is $2(T(n - 1))^2$. Each combination becomes a doubled Aztec graph, so the relation is proved. \blacksquare

There are 2 ways to tile an order-1 Aztec diamond, and 8 ways to tile an order-2 Aztec diamond. Having

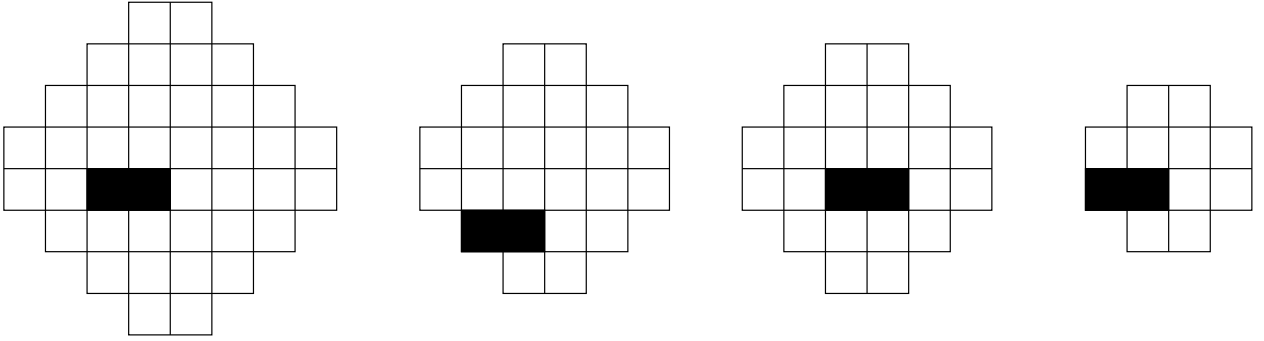


Figure 9: Regions from left: $A_n - D$, $A_{n-1} - D_{down}$, $A_{n-1} - D_{right}$, $A_{n-2} - D$.

proved the recurrence relation, we can now compute the number of tilings of an Aztec diamond of order n . The following result is easily proved by induction on n :

Theorem 3.2 (Aztec Diamond Theorem) *The number of tilings of the order- n Aztec diamond is $2^{n(n+1)/2}$.*

4 Regions with holes

4.1 Placement Probabilities

We can use graphical condensation to derive recurrence relations for placement probabilities of dominoes in tilings of Aztec diamonds. Let domino D be a specified pair of adjacent squares in an Aztec diamond. The *placement probability* of D in an order- n Aztec diamond is the probability that D will appear in a tiling of the order- n Aztec diamond, given that all tilings are equally likely.

Placement probabilities are of interest in the study of random tilings. If we look at a random tiling of an Aztec diamond of large order, we notice four regions in which the dominoes form a brickwork pattern, and a central circular region where dominoes are mixed up. The placement probability of any domino at the center of the diamond will be near $1/4$. However, in the top corner, dominoes which conform to the brickwork will have probabilities near 1. All other dominoes in this corner would have probabilities near 0. For proofs of these assertions, see [CEP96].

We could calculate the placement probability of a domino with the following steps. First, we replace the domino with a two-square hole in the Aztec diamond. Then we compute the number of tilings of that diamond with the hole. Finally, we divide it by the number of tilings of the (complete) Aztec diamond.

We can express the number of tilings of the order- n Aztec diamond with the hole at D in terms of tilings of lower-order Aztec diamonds with holes. But first, let us introduce some notation. We will let $A_n - D$ stand for the order- n Aztec diamond with domino D missing. The dominoes D_{up} , D_{down} , D_{left} , and D_{right} will represent dominoes shifted up, down, left, and right by a square relative to D in the Aztec diamond. Then $A_{n-1} - D_{up}$ is the order- $(n-1)$ diamond such that when it is placed concentrically with $A_n - D$, the hole of $A_{n-1} - D_{up}$ will match up with D_{up} . The regions $A_{n-1} - D_{down}$ and so forth represent similar Aztec diamonds with domino holes. Finally, $A_{n-2} - D$ is the order- $(n-2)$ Aztec diamond such that when $A_{n-2} - D$ is placed directly over $A_n - D$, domino D is missing. See Figure 9 for examples.

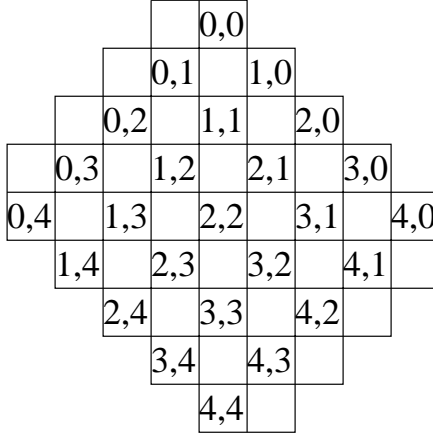


Figure 10: Labeling of squares in a holey Aztec rectangle. By removing square (a, b) we obtain $R_{4,a,b}$.

By using graphical condensation, we can relate the number of tilings of these Aztec diamonds with holes:

$$T(A_n - D)T(A_{n-2} - D) = T(A_{n-1} - D_{up})T(A_{n-1} - D_{down}) + T(A_{n-1} - D_{left})T(A_{n-1} - D_{right}).$$

We also have the following relation, which relates numbers of tilings of Aztec diamonds:

$$T(A_n)T(A_{n-2}) = 2T(A_{n-1})T(A_{n-1}).$$

We can then derive a relation among placement probabilities of dominoes in Aztec diamonds of orders n , $n - 1$, and $n - 2$. When we divide the first relation by the second, we get

$$P(A_n, D)P(A_{n-2}, D) = \frac{P(A_{n-1}, D_{up})P(A_{n-1}, D_{down}) + P(A_{n-1}, D_{left})P(A_{n-1}, D_{right})}{2},$$

where $P(R, D)$ is the placement probability on domino D in region R . The probability $P(R, D)$ was computed by dividing $T(R - D)$ by $T(R)$.

4.2 Holey Aztec Rectangles

Another application of graphical condensation deals with regions called holey Aztec rectangles. A *holey Aztec rectangle* is a region similar to an Aztec diamond, except that the boundary of an n -by- $(n + 1)$ holey Aztec rectangle consists of diagonals of length n , $n + 1$, n , and $n + 1$. In addition, to maintain the balance of squares of different parity so that the region can be tiled, a square is removed from its interior.

Let us label some of the squares in an Aztec rectangle as shown in Figure 10. We label a square only if the region becomes tileable after deleting that square. We let $R_{n,a,b}$ represent the n -by- $(n - 1)$ Aztec rectangle whose square (a, b) has been deleted. Then we can apply our technique and come up with a theorem which relates the numbers of tilings among holey Aztec Rectangles.

Theorem 4.1 *Let $T(R)$ stand for the number of tilings for region R . Then for a, b between 1 and $n - 1$, the number of tilings of $R_{n,a,b}$ is expressed in the following relation:*

$$T(R_{n,a,b}) = \frac{T(R_{n-1,a,b-1})T(R_{n-1,a-1,b}) + T(R_{n-1,a,b})T(R_{n-1,a-1,b-1})}{T(R_{n-2,a-1,b-1})}.$$

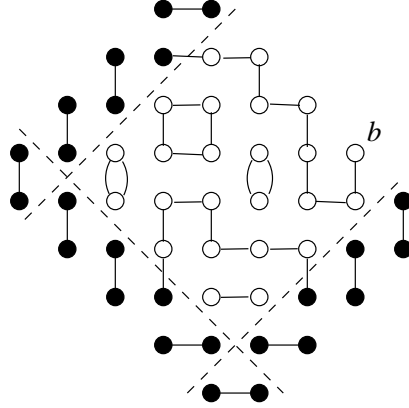


Figure 11: Combined matchings of an order-3 Aztec diamond graph and $R_{4,3,0}$.

Proof: The proof is very similar to that of Proposition 3.1. Instead of superimposing an order- n Aztec matching on an order- $(n-2)$ Aztec matching, we superimpose $R_{n-2,a-1,b-1}$ on top of $R_{n,a,b}$ so that the holes align to the same spot. Given the graph G resulting from the superimposition, we can partition it into two $(n-1)$ -by- n holey Aztec rectangles. The partition can be done either left-right or top-bottom, but only one or the other. The left-right rectangles are isomorphic to $R_{n-1,a-1,b}$ and $R_{n-1,a,b-1}$. The top-bottom rectangles are isomorphic to $R_{n-1,a,b}$ and $R_{n-1,a-1,b-1}$. ■

Another relation can be proven for the case in which the hole is on the edge of the rectangle:

Theorem 4.2 *If $1 \leq a \leq n$, then*

$$T(R_{n,a,0}) = \frac{T(R_{n-1,a,0})T(A_n) + T(R_{n-1,a-1,0})T(A_n)}{T(A_{n-1})}$$

where A_n is the Aztec diamond of order n .

Proof: As an example, Figure 11 shows a matching in an order-3 Aztec diamond graph (which is shown in white vertices) on a matching in $R_{4,3,0}$ (which is missing the vertex b). The relation is derived in a manner analogous to Theorem 2.4. ■

4.3 “Pythagorean” regions

We can derive one more relation as a corollary to Theorem 2.5. Let R_n be an Aztec rectangle of dimensions $n \times (n+1)$, where n is even. Let t_1, t_2 , and t_3 be (overlapping) trominoes in R_n , each of which contain the center square and two squares adjacent to it. Trominoes t_1 and t_2 are L-shaped, while t_3 is straight. Let t_1 point to a side of length n , and t_2 point to a side of length $n+1$. (See Figure 12.) Then

$$T(R_n - t_1)^2 + T(R_n - t_2)^2 = T(R_n - t_3)^2.$$

In other words, we have a Pythagorean relation among the number of tilings of these regions! The proof of this relation is to set G to be R_n minus the center square, let a, b, c, d be squares adjacent to the center, and then apply Theorem 2.5.

The reader may also like to puzzle over a similar “Pythagorean” relation among the numbers of tilings of rectangular (*not* Aztec rectangular) regions in which each region has a pentomino hole in its center. The pentominoes are shown in Figure 13.




Figure 12: From left to right: $R_4 - t_1$, $R_4 - t_2$, and $R_4 - t_3$.

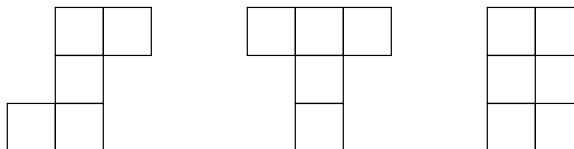


Figure 13: Pentominoes missing from rectangular regions

5 Weighted Matchings in Planar Bipartite Graphs and Aztec Diamonds

5.1 Weighted Planar Bipartite Graphs

We can generalize the enumerative relations proved in section 2 to cover weighted planar bipartite graphs. Given a graph G , we can assign a weight to each edge to form a *weighted graph*. The *weight* of any subgraph H of G is the product of the weights of all the edges in G (in the case where H is a multigraph, each edge-weight contributes with exponent equal to the multiplicity of the associated edge in H); e.g., the weight of a matching of G is the product of the weights of each edge in that matching. We denote the weight of G itself by $w(G)$. We also define the *weighted sum* $W(G)$ of G to be the sum of the weights of all possible matchings on G .

We can now state and prove a weighted version of Theorem 2.1:

Theorem 5.1 *Let $G = (V_1, V_2, E)$ be a weighted planar bipartite graph in which $|V_1| = |V_2|$. Let vertices a, b, c , and d appear on a face of G , in that order. If $a, c \in V_1$ and $b, d \in V_2$, then*

$$W(G)W(G - \{a, b, c, d\}) = W(G - \{a, b\})W(G - \{c, d\}) + W(G - \{a, d\})W(G - \{b, c\}).$$

Proof: The proof essentially follows that of Theorem 2.1, except that we must now account for the weights. Let \mathcal{H} be the set of graphs on the vertices of G in which vertices a, b, c , and d have degree 1, all other vertices have degree 2, and doubled edges are permitted. Let H be a graph in \mathcal{H} . As before, H may be partitioned into two matchings M_1 and M_2 with these possibilities:

1. $(M_1, M_2) \in \mathcal{M}(G) \times \mathcal{M}(G - \{a, b, c, d\})$.
2. $(M_1, M_2) \in \mathcal{M}(G - \{a, b\}) \times \mathcal{M}(G - \{c, d\})$.
3. $(M_1, M_2) \in \mathcal{M}(G - \{a, d\}) \times \mathcal{M}(G - \{b, c\})$.

As we have seen before, H can always be partitioned in choice 1, and also in either choice 2 or choice 3 (but not both). The number of possible partitions is 2^k , where k is the number of cycles in H . So

$$\begin{aligned} W(G)W(G - \{a, b, c, d\}) &= \sum_{H \in \mathcal{H}} 2^{k(H)} w(H) \\ &= W(G - \{a, b\})W(G - \{c, d\}) + W(G - \{a, d\})W(G - \{b, c\}), \end{aligned}$$

where $k(H)$ is the number of cycles in H . ■

Similar relations can be generalized from Theorems 2.3, 2.4, and 2.5:

Theorem 5.2 *Let $G = (V_1, V_2, E)$ be a weighted planar bipartite graph in which $|V_1| = |V_2|$. Let vertices a, b, c , and d appear on a face of G , in that order (as in Figure 2, right). If $a, b \in V_1$ and $c, d \in V_2$, then*

$$W(G - \{a, d\})W(G - \{b, c\}) = W(G)W(G - \{a, b, c, d\}) + W(G - \{a, c\})W(G - \{b, d\}).$$

Theorem 5.3 *Let $G = (V_1, V_2, E)$ be a weighted planar bipartite graph in which $|V_1| = |V_2| + 1$. Let vertices a, b, c , and d appear on a face of G , in that order. If $a, b, c \in V_1$ and $d \in V_2$, then*

$$W(G - b)W(G - \{a, c, d\}) = W(G - a)W(G - \{b, c, d\}) + W(G - c)W(G - \{a, b, d\}).$$

Theorem 5.4 *Let $G = (V_1, V_2, E)$ be a weighted planar bipartite graph in which $|V_1| = |V_2| + 2$. Let vertices a, b, c , and d appear on a face of G , in that order, and $a, b, c, d \in V_1$. Then*

$$W(G - \{a, c\})W(G - \{b, d\}) = W(G - \{a, b\})W(G - \{c, d\}) + W(G - \{a, d\})W(G - \{b, c\}).$$

5.2 Weighted Aztec Diamonds

Consider a weighted Aztec diamond graph A of order n . Define A_{top} to be the upper order- $(n - 1)$ Aztec sub-diamond along with its corresponding edge weights in A . Similarly, we can refer to the bottom, left, and right subgraphs of A as A_{bottom} , A_{left} , and A_{right} , which are all order $n - 1$ Aztec sub-diamonds. Finally, let A_{middle} be the inner order- $(n - 2)$ Aztec diamond within A . Figure 14 shows an Aztec diamond and its five sub-diamond graphs.

It turns out that the superimposition technique can also be used to establish an identity for weighted Aztec diamond graphs. The following theorem shows how the weighted sum of a weighted Aztec diamond can be expressed in terms of the weighted sums of the subdiamonds and a few edge weights.

Theorem 5.5 *Let A be a weighted Aztec diamond of order n . Also let t, b, l , and r be the weights of the top, bottom, left, and right edges of A , respectively. Then*

$$W(A) = \frac{l \cdot r \cdot W(A_{top}) \cdot W(A_{bottom}) + t \cdot b \cdot W(A_{left}) \cdot W(A_{right})}{W(A_{middle})}.$$

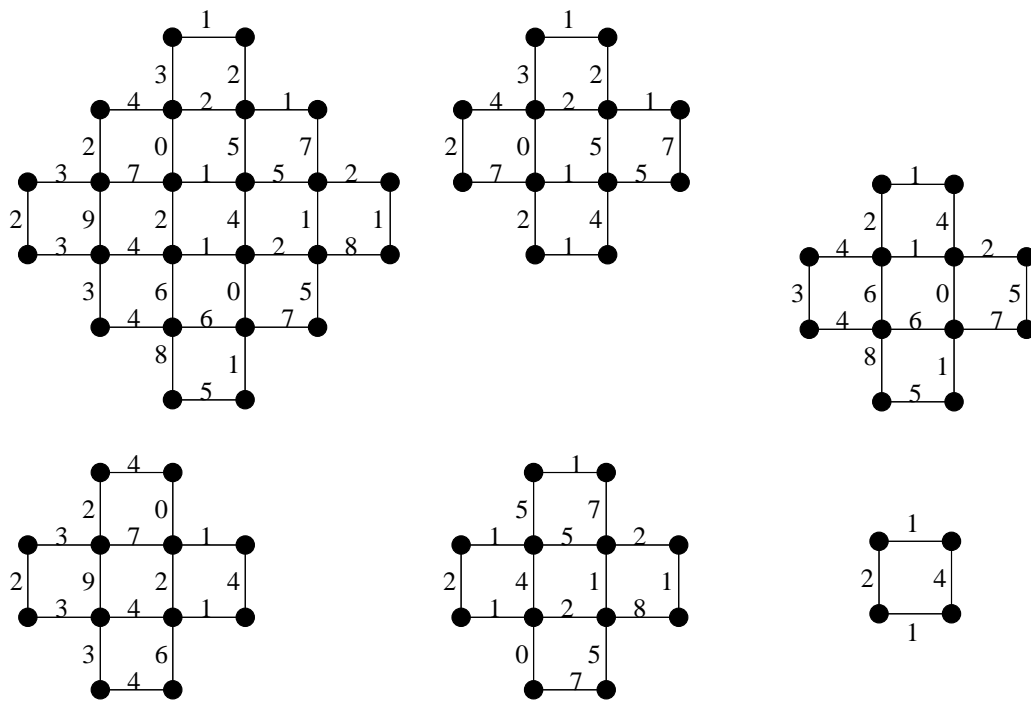


Figure 14: Top Row: A weighted Aztec diamond graph A , followed by A_{top} and A_{bottom} . Bottom Row: A_{left} , A_{right} , and A_{middle} .

Proof: This proof is very similar to Proposition 3.1, except that we must fill in the details concerning the weights. Indeed, we want to show that

$$W(A) \cdot W(A_{middle}) = l \cdot r \cdot W(A_{top}) \cdot W(A_{bottom}) + t \cdot b \cdot W(A_{left}) \cdot W(A_{right}). \quad (1)$$

We have seen how a doubled Aztec graph G of order n can be decomposed into subgraphs in two of three following ways:

1. (Big-small) Two Aztec matchings of orders n and $n - 2$.
2. (Top-bottom) Top and bottom Aztec matchings of order $n - 1$, plus the left and right edges.
3. (Left-right) Left and right Aztec matchings of order $n - 1$, plus the top and bottom edges.

As we know, G can always be decomposed via Big-small and by either Top-bottom or Left-right (but not both). The number of possible decompositions by either method is 2^k , where k is the number of cycles in G .

Each edge in G becomes a part of exactly one of the subgraphs. Therefore, the product of the weights of the subgraphs will always equal to the weight of G , since each edge weight is multiplied once.

Recall that $W(A)$ is the sum of the weights of all possible matchings on A . Then

$$W(A) \cdot W(A_{middle}) = \sum_G 2^{k(G)} w(G)$$

where G ranges over all doubled Aztec graphs of order n , and $k(G)$ is the number of cycles in G . Each term in the sum represents the weight of G multiplied by the number of ways to partition G via Big-small. Each partition is accounted for in $W(A)W(A_{middle})$. Similarly, we also have

$$l \cdot r \cdot W(A_{top}) \cdot W(A_{bottom}) + t \cdot b \cdot W(A_{left}) \cdot W(A_{right}) = \sum_G 2^{k(G)} w(G).$$

Thus both sides of Equation 1 are equal to a common third quantity, so the relation is proved. ■

Theorem 5.5 may be used to find the weighted sum of a *fortress-weighted Aztec diamond*. Imagine rotating an Aztec diamond graph by 45 degrees and then partitioning the edges of the graph into *cells*, or sets of four edges forming a cycle. In a fortress-weighted Aztec diamond, there are two types of cells: (1) cells whose edges are weight 1, and (2) cells whose edges are weight 1/2. Cells with edge-weights of 1/2 are adjacent to cells with edge-weights of 1. (See Figure 15).

There are three kinds of fortress-weighted Aztec diamonds:

1. The order n is odd, and all edges in the corner cells have weight 1.
2. The order n is odd, and all edges in the corner cells have weight 1/2.
3. The order n is even, and two opposite corners have edges weighted 1/2, and the other two corners have edges weighted 1.

Let A_n , B_n , and C_n stand for the weighted sums of the these diamonds, respectively. We then use Theorem 5.5 to establish relations among A_n , B_n , and C_n . They are




Figure 15: A fortress-weighted Aztec diamond, rotated by 45 degrees.

$$\begin{aligned}
 A_{2k+1} &= \frac{1 \cdot 1 \cdot C_{2k} \cdot C_{2k} + 1 \cdot 1 \cdot C_{2k} \cdot C_{2k}}{A_{2k-1}} = \frac{2C_{2k}^2}{A_{2k-1}}, \\
 B_{2k+1} &= \frac{\frac{1}{2} \cdot \frac{1}{2} \cdot C_{2k} \cdot C_{2k} + \frac{1}{2} \cdot \frac{1}{2} \cdot C_{2k} \cdot C_{2k}}{B_{2k-1}} = \frac{\frac{1}{2}C_{2k}^2}{B_{2k-1}}, \\
 C_{2k} &= \frac{\frac{1}{2} \cdot \frac{1}{2} \cdot A_{2k-1} \cdot A_{2k-1} + 1 \cdot 1 \cdot B_{2k-1} \cdot B_{2k-1}}{C_{2k-2}} = \frac{\frac{1}{4}A_{2k-1}^2 + B_{2k-1}^2}{C_{2k-2}}.
 \end{aligned}$$

From these relations, we can easily prove by induction that for odd k ,

$$\begin{aligned}
 A_{2k+1} &= (5/4)^{k(k+1)}, \\
 B_{2k+1} &= (5/4)^{k(k+1)}, \\
 C_{2k} &= (5/4)^{k^2}.
 \end{aligned}$$

For even k ,

$$\begin{aligned}
 A_{2k+1} &= 2(5/4)^{k(k+1)}, \\
 B_{2k+1} &= \frac{(5/4)^{k(k+1)}}{2}, \\
 C_{2k} &= (5/4)^{k^2}.
 \end{aligned}$$

The importance of the fortress-weighted Aztec diamond comes from the problem of computing the number of diablo tilings for a fortress. A *diablo* is either an isosceles right triangle or a square, formed by joining two smaller isosceles right triangles. A *fortress* is a diamond shaped region that is made up of isosceles right triangles and can be tiled by diaboloes. A fortress and a sample tiling by diaboloes are shown in Figure 16.

To transform a fortress graph into a weighted Aztec diamond graph, we must use a method called *urban renewal*. This technique is explained in [P96] along with proofs and applications. On page 27 of [P96],

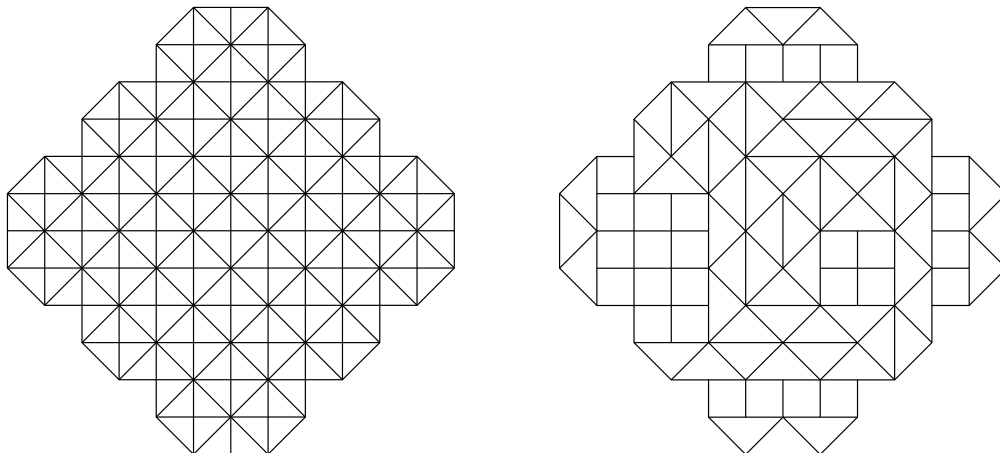


Figure 16: A fortress and sample diabolo tiling.

the transformation is described for the fortress, and the number of tilings for the fortress would be the weighted sum of the fortress-weighted diamond times some power of 2. Thus, graphical condensation, in combination with this known result about enumeration of fortresses, provides a very simple way to prove Yang's Theorem [Y91].

A different sort of weighting scheme allows us to apply graphical condensation to count domino tilings of ordinary (non-Aztec!) rectangles. Every rectangle R of even area can be imbedded in some Aztec diamond A of order n (with n sufficiently large) in such a fashion that the complement $A \setminus R$ (the portion of A that is not covered by R) can be tiled by dominoes d_1, \dots, d_M . For any such tiling of $A \setminus R$, we can define a weighting of the Aztec diamond graph of order n with the property that each matching of A has weight 1 if the associated tiling of A contains all the dominoes d_1, \dots, d_M and weight 0 otherwise. (Specifically, assign weight 1 to every edge that corresponds to one of the dominoes d_1, \dots, d_M or to a domino that lies entirely inside R , and weight 0 to every other edge.) Then the sum of the weights of the matchings of the weighted Aztec diamond graph equals the number of tilings of R .

6 Plane Partitions

A plane partition is a finite array of integers such that each row and column is a weakly decreasing sequence of nonnegative integers. If we represent each integer n in the plane partition as a stack of n cubes, then the plane partition is a collection of cubes pushed into the corner of a box. When this collection of cubes is viewed at a certain angle, these cubes will appear as a rhombus tiling of a hexagon.

In 1912, Percy MacMahon [M16] published a proof of a generating function that enumerates plane partitions that fit in a box $\mathcal{B}(r, s, t)$ with dimensions $r \times s \times t$.

Theorem 6.1 *Define $P(r, s, t)$ as the generating function for plane partitions that fit in $\mathcal{B}(r, s, t)$. Then*

$$P(r, s, t) = \prod_{i=1}^r \prod_{j=1}^s \frac{1 - q^{i+j+t-1}}{1 - q^{i+j-1}}.$$

Other proofs of this theorem have been published by Carlitz [C67], and Gessel and Viennot [GV85].

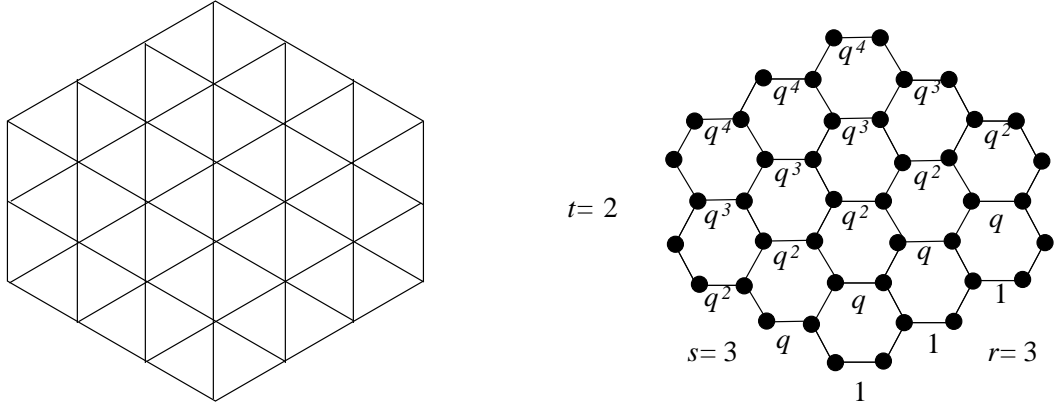


Figure 17: Weighting scheme for $H(3, 3, 2)$. All unlabeled edges have weight 1.

In this section, we will prove MacMahon's formula with the help of graphical condensation. Using graphical condensation, we derive a relation that enables us to prove MacMahon's formula by induction on $r + s + t$.

Theorem 6.2

$$P(r + 1, s + 1, t)P(r, s, t) = q^t P(r, s + 1, t)P(r + 1, s, t) + P(r + 1, s + 1, t - 1)P(r, s, t + 1).$$

Proof: Let us take the dual graph of a hexagonal region of triangles in which r is the length of the bottom right side, s is the length of the bottom left side, and t is the height of the vertical side. In this dual graph, all edges that are not horizontal are weighted 1. The horizontal edges are weighted as follows: the r edges along the bottom right diagonal are each weighted 1. On the next diagonal higher up, each edge is weighted q , and the weights of the edges on each subsequent diagonal are q times the weights of the previous diagonal. Thus the range of weights should be from 1 to q^{s+t-1} . (See Figure 17.) Call this weighted graph $H(r, s, t)$.

This weighting scheme is specifically designed so that, if a matching consists of the bottom edge (weighted q^i) and two other edges of a 6-cycle, then by replacing those edges with the other three edges, we have dropped the q^i -weighted edge in favor of a q^{i+1} weighted edge. (See Figure 18.) The matching would then gain a factor of q , resembling the action of adding a new block (weighted q) to a Young diagram. The minimum weight of a matching in this graph is $q^{rs(s-1)/2}$, corresponding to the rs horizontal edges that would make up the "floor" of the empty Young diagram. The weighted sum of the graph is therefore $q^{rs(s-1)/2} P(r, s, t)$.

Now the proof of this relation is very similar to the proof of Theorem 2.1 and the number of domino tilings of Aztec Diamonds. We superimpose the two weighted hexagonal graphs $H(r + 1, s + 1, t)$ and $H(r, s, t)$ such that the bottom edge common to sides r and s of $H(r, s, t)$ coincides with the bottom edge of $H_{r-1, s-1, t}$. The two hexagons completely overlap except for four outer strips of triangles from $H(r + 1, s + 1, t)$. Let us number these strips 1, 2, 3, and 4. (See Figure 19.) When we superimpose the two matchings in the manner described above, we get once again a collection of cycles, doubled edges, single edges, and two paths. Each vertex inside $H(r, s, t)$ has degree 2, and each vertex in the four outer strips has degree 1.

Within each strip, all but one of the vertices are matched with each other. Those four unmatched vertices are the endpoints of the two paths. If one path runs between vertices on strips 1 and 2, and the other runs between vertices on strips 3 and 4, then the collection can be partitioned into matchings in the duals of $H(r, s + 1, t)$ and $H(r + 1, s, t)$, plus the edge on the corner of strips 2 and 3 (of weight q^{s+t-1}). $H(r, s + 1, t)$ is the graph without strips 3 and 4, while $H(r + 1, s, t)$ is the graph without strips 1 and 2. Alternatively, if the paths run from strip 1 to strip 4, and from strip 2 to strip 3, then the collection can be partitioned into

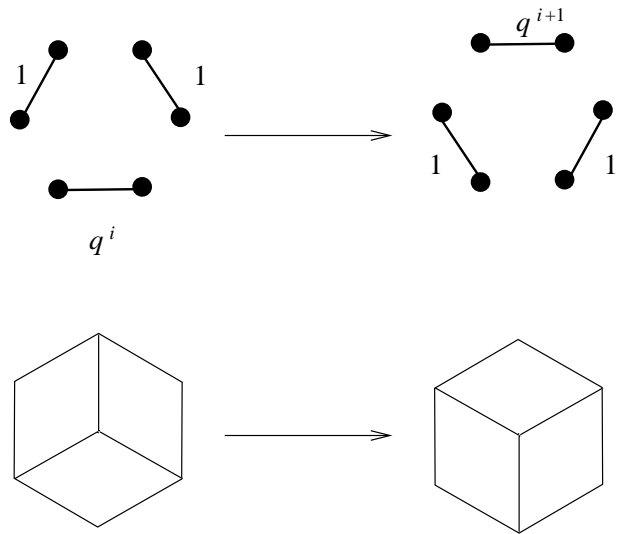


Figure 18: A transition representing the addition of another cube to a Young diagram.

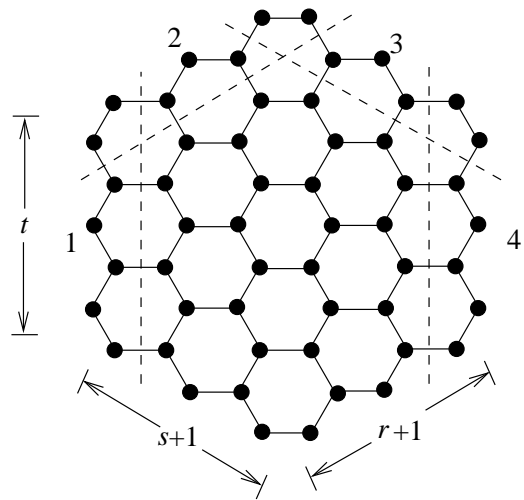


Figure 19: Graphs $H(r+1, s+1, t)$ and $H(r, s, t)$ overlapping. The outer strips are numbered 1,2,3,4.

matchings in $H(r, s, t + 1)$ (the graph without strips 1 and 4) and $H(r + 1, s + 1, t - 1)$ (the graph without strips 2 and 3), plus two additional corner edges. In both cases, it is possible to partition the collection into matchings in $H(r + 1, s + 1, t)$ and $H(r, s, t)$. Finally, it is impossible for the paths to run from strips 1 to strip 3 and from strip 2 to strip 4 without intersecting. Thus

$$\begin{aligned} q^{(r+1)(s+1)s/2} P(r + 1, s + 1, t) \cdot q^{rs(s-1)/2} P(r, s, t) = \\ q^{s+t} \cdot q^{r(s+1)s/2} P(r, s + 1, t) \cdot q^{(r+1)s(s-1)/2} P(r + 1, s, t) + \\ q^{(r+1)(s+1)s/2} P(r + 1, s + 1, t - 1) \cdot q^{rs(s-1)/2} P(r, s, t + 1). \end{aligned}$$

Note how the factor of q^{s+t} in the right-hand side comes from the edge of weight q^{s+t} that was not covered by either subgraph $H(r, s + 1, t)$ or $H(r + 1, s, t)$.

We simplify this relation by dividing through by $q^{(r+1)(s+1)s/2+rs(s-1)/2}$ to get the desired relation:

$$P(r + 1, s + 1, t)P(r, s, t) = q^t P(r, s + 1, t)P(r + 1, s, t) + P(r + 1, s + 1, t - 1)P(r, s, t + 1).$$

■

Now we can prove MacMahon's formula by induction on $r + s + t$. When any of $r, s,$ or t are 0, $P(r, s, t) = 1$. Now suppose $r + s + t = k + 2$, and MacMahon's formula holds for all r, s, t such that $r + s + t \leq k + 1$.

$$\begin{aligned} P(r, s + 1, t)P(r + 1, s, t) &= \left(\prod_{i=1}^r \prod_{j=1}^s \frac{1 - q^{i+j+t-1}}{1 - q^{i+j-1}} \right)^2 \left(\prod_{j=1}^s \frac{1 - q^{j+r+t}}{1 - q^{j+r}} \right) \left(\prod_{i=1}^r \frac{1 - q^{i+s+t}}{1 - q^{i+s}} \right) \\ &= P(r, s, t) \cdot \frac{1 - q^{r+s-1}}{1 - q^{r+s+t-1}} \prod_{i=1}^{r+1} \prod_{j=1}^{s+1} \frac{1 - q^{i+j+t-1}}{1 - q^{i+j-1}} \\ P(r + 1, s + 1, t - 1)P(r, s, t + 1) &= \frac{\prod_{i=1}^{r+1} \prod_{j=1}^{s+1} 1 - q^{i+j+t-2} \prod_{i=1}^r \prod_{j=1}^s 1 - q^{i+j+t}}{\prod_{i=1}^{r+1} \prod_{j=1}^{s+1} 1 - q^{i+j-1} \prod_{i=1}^r \prod_{j=1}^s 1 - q^{i+j-1}} \\ &= \prod_{i=1}^r \prod_{j=1}^s \frac{1 - q^{i+j+t-1}}{1 - q^{i+j-1}} \frac{(1 - q^t) \prod_{i=1}^{r+1} \prod_{j=1}^s 1 - q^{i+j+t-1} \prod_{j=1}^r 1 - q^{j+s+t}}{\prod_{i=1}^r \prod_{j=1}^s 1 - q^{i+j-1}} \\ &= P(r, s, t) \cdot \frac{1 - q^t}{1 - q^{r+s+t-1}} \prod_{i=1}^{r+1} \prod_{j=1}^{s+1} \frac{1 - q^{i+j+t-1}}{1 - q^{i+j-1}} \\ P(r + 1, s + 1, t)P(r, s, t) &= q^t P(r, s + 1, t)P(r + 1, s, t) + P(r + 1, s + 1, t - 1)P(r, s, t + 1) \\ &= \frac{q^t(1 - q^{r+s-1}) + (1 - q^t)}{1 - q^{r+s+t-1}} P(r, s, t) \prod_{i=1}^{r+1} \prod_{j=1}^{s+1} \frac{1 - q^{i+j+t-1}}{1 - q^{i+j-1}} \\ &= P(r, s, t) \prod_{i=1}^{r+1} \prod_{j=1}^{s+1} \frac{1 - q^{i+j+t-1}}{1 - q^{i+j-1}}. \end{aligned}$$

Thus

$$P(r + 1, s + 1, t) = \prod_{i=1}^{r+1} \prod_{j=1}^{s+1} \frac{1 - q^{i+j+t-1}}{1 - q^{i+j-1}}.$$

It is interesting to note a similarity between Theorems 2.1 and 6.2. In the proof of each theorem, the two paths always run between vertices of opposite parity. We can find additional bilinear relations with

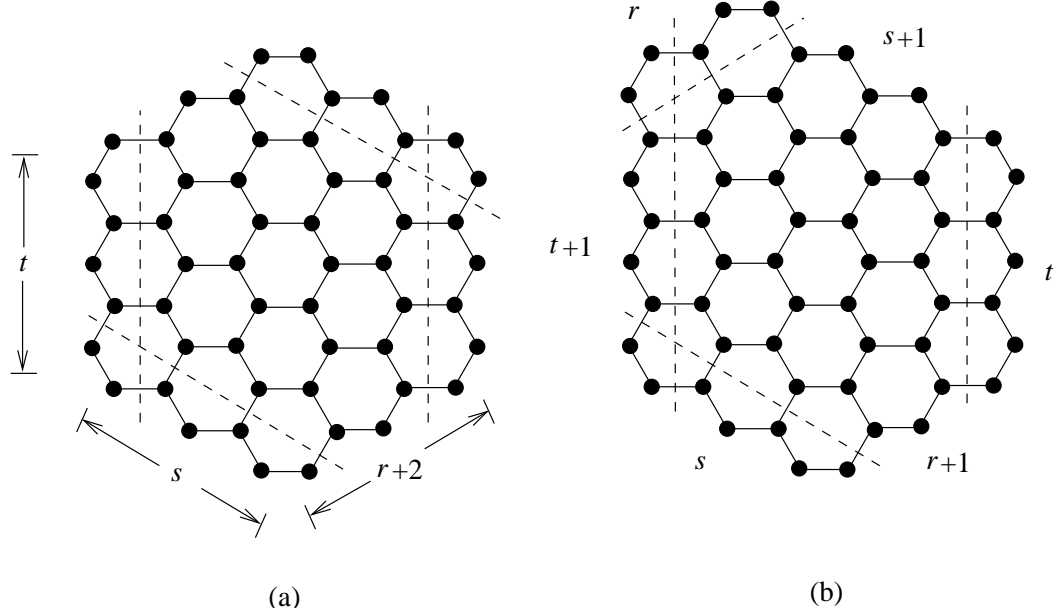


Figure 20: Graphs for proving other bilinear relations. (a) $r = 1, s = t = 3$. (b) $r = 2, s = 3, t = 3$.

MacMahon's formula that are analogous to Theorems 2.3 and 2.4. For instance, if we partition a hexagonal graph as shown in Figure 20(a), we get

$$\begin{aligned} q^{(r+2)s(s-1)/2} P(r+2, s, t) \cdot q^{rs(s-1)/2} P(r, s, t) = \\ (q^{(r+1)s(s-1)/2} P(r+1, s, t))^2 - \\ q^{(r+1)(s-1)(s-2)/2} P(r+1, s-1, t+1) \cdot q^{(r+1)(s+1)s/2} P(r+1, s+1, t-1). \end{aligned}$$

After dividing through by $q^{(r+1)s(s-1)}$, we get

$$P(r+2, s, t)P(r, s, t) = P(r+1, s, t)^2 - q^{r+1} P(r+1, s-1, t+1)P(r+1, s+1, t-1).$$

The relation analogous to Theorem 2.4 is:

$$\begin{aligned} q^{rs(s-1)/2} P(r, s, t+1) \cdot q^{rs(s-1)/2} P(r, s, t) = \\ q^{(r+1)s(s-1)/2} P(r+1, s, t) \cdot q^{(r-1)s(s-1)/2} P(r-1, s, t+1) + \\ q^{r(s+1)s/2} P(r, s+1, t) \cdot q^{r(s-1)(s-2)/2} P(r, s-1, t+1), \end{aligned}$$

which simplifies to

$$P(r, s, t+1)P(r, s, t) = P(r+1, s, t)P(r-1, s, t+1) + q^r P(r, s+1, t)P(r, s-1, t+1).$$

Figure 20(b) shows how to prove this relation. The graph has sides $r, s+1, t, r+1, s, t+1$. For each pair of hexagons, one is missing one of the strips along the sides of length r, t , or s , and the other hexagon is missing the other three strips (but contains the strip that the first hexagon is missing).

By taking the limit as $q \rightarrow 1$, we derive relations among the numbers of plane partitions fitting in $\mathcal{B}(r, s, t)$. These numbers also enumerate rhombus tilings of semiregular hexagons with sides r, s, t, r, s, t . In particular, the following relation was proven by Doron Zeilberger in [Z96]:

$$N(r, s, t+1)N(r, s, t) = N(r+1, s, t)N(r-1, s, t) + N(r, s+1, t)N(r, s-1, t+1)$$

where $N(r, s, t)$ is $\lim_{q \rightarrow 1} P(r, s, t)$.

7 Transpose Complement Plane Partitions

If we view a plane partition as a collection of stacks of cubes, certain plane partitions will exhibit some symmetry. Such symmetry classes are outlined in [B99]. The *complement* of a plane partition π in the box of dimensions $r \times s \times t$ is the set of cubes in the box that are not in π , reflected through the center of the box. A *transpose complement plane partition (TCPP)* π is one for which the complement is the same as the reflection of π in the plane $y = x$. If we visualize a TCPP as a rhombus tiling of a hexagon, the line of symmetry goes through the midpoints of two sides of the hexagon. Note that the sides of the hexagon must be of the form $r, r, 2t, r, r, 2t$, and the line of symmetry goes through the sides of length $2t$. The following theorem about the number of TCPPs was proved in [P88]:

Theorem 7.1 *The number of TCPPs in an $r \times r \times 2t$ box is*

$$\binom{t+r-1}{r-1} \prod_{1 \leq i \leq j \leq r-2} \frac{2t+i+j+1}{i+j+1}.$$

Let $N(r, r, 2t)$ be the the number of TCPPs in an $r \times r \times 2t$ box.

Proposition 7.2 *If $r \geq 2$ and $t \geq 1$, then*

$$N(r, r, 2t)N(r-2, r-2, 2t) = N(r-1, r-1, 2t)^2 + N(r, r, 2t-2)N(r-2, r-2, 2t+2).$$

Proof: Because of the symmetry of a TCPP, we only need to consider the number of ways to tile one half of an $(r, r, 2t, r, r, 2t)$ -hexagon. Also note that the triangles that lie on the line of symmetry must join to form rhombi. We can cut the hexagon in half to form an (r, t) -semihexagon. We can strip this semihexagon even further since rhombi are forced along the sides of length t . (This also shortens the sides of length r by one.) See Figure 21, left. Let us label the four strips of triangles 1, 2, 3, and 4, so that strips 1 and 4 are along the sides of length t , and strips 2 and 3 are along the sides of length $r-1$ (see Figure 21, right). Removing all four strips would produce an $(r-2, t)$ -semihexagon. Removing only strips 1 and 2 (or only strips 3 and 4) would produce a region with the same number of tilings as an $(r-1, t)$ -semihexagon. If we remove only strips 2 and 3, we shorten t by one to form an $(r, t-1)$ - semihexagon (with its outer edges stripped). Finally, if we remove only strips 1 and 4, we get an $(r-1, t+1)$ -semihexagon. The relation follows from graphical condensation. \blacksquare

This relation was noted by Michael Somos in a private communication.

We can now prove Theorem 7.1 by induction on $r+t$. The relevant base cases are $N(r, r, 0) = 1$ for all r , and $N(0, 0, 2t) = 1$ and $N(1, 1, 2t) = 1$ for all t . These cases are trivially established. We now use Proposition 7.2 to prove the inductive step. Given that the formula holds for $N(r-2, r-2, 2t)$, $N(r-1, r-1, 2t)$, $N(r, r, 2t-2)$, and $N(r-2, r-2, 2t+2)$, we show that it holds also for $N(r, r, 2t)$. We need to verify that

$$\begin{aligned} & \binom{t+r-1}{r-1} \binom{t+r-3}{r-3} \prod_{1 \leq i \leq j \leq r-2} \frac{2t+i+j+1}{i+j+1} \prod_{1 \leq i \leq j \leq r-4} \frac{2t+i+j+1}{i+j+1} = \\ & \binom{t+r-2}{r-2}^2 \left(\prod_{1 \leq i \leq j \leq r-3} \frac{2t+i+j+1}{i+j+1} \right)^2 + \\ & \binom{t+r-2}{r-1} \binom{t+r-2}{r-3} \prod_{1 \leq i \leq j \leq r-2} \frac{2t-2+i+j+1}{i+j+1} \prod_{1 \leq i \leq j \leq r-4} \frac{2t+2+i+j+1}{i+j+1}. \end{aligned}$$

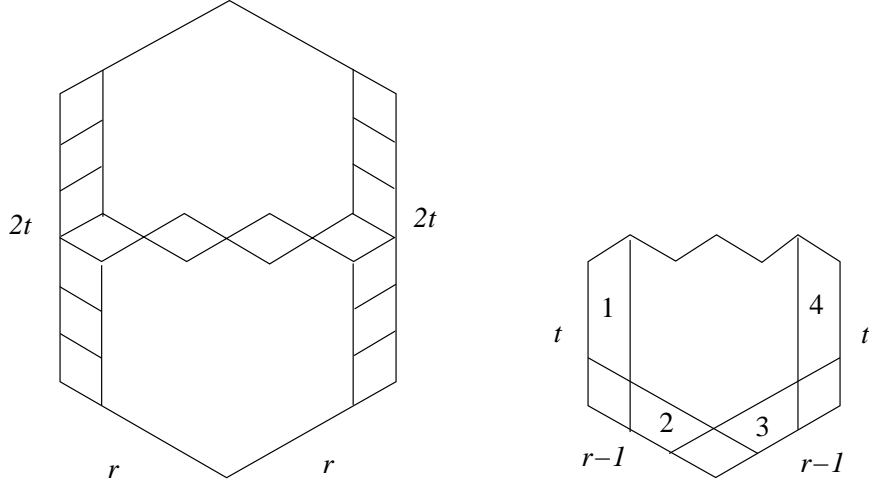


Figure 21: Left: The forced rhombi in a TCPP. Right: The four strips along the sides of a (stripped) semihexagon.

We divide the right hand side by the left hand side to obtain

$$\begin{aligned} & \frac{r-1}{t+r-1} \cdot \frac{t+r-2}{r-2} \prod_{1 \leq i \leq r-2} \frac{i+(r-2)+1}{2t+i+(r-2)+1} \prod_{1 \leq i \leq r-3} \frac{2t+i+(r-3)+1}{i+(r-3)+1} \\ & + \frac{t}{t+r-1} \cdot \frac{t+r-2}{t+1} \prod_{1 \leq i \leq j \leq r-2} \frac{2t+i+j-1}{2t+i+j+1} \prod_{1 \leq i \leq j \leq r-4} \frac{2t+i+j+3}{2t+i+j+1}. \end{aligned}$$

After a heavy dose of cancellations, this expression simplifies to

$$\begin{aligned} & \frac{(r-1)(t+r-2)(2r-3)(2r-4)(2t+r-1)}{(t+r-1)(r-2)(r-1)(2t+2r-3)(2t+2r-4)} + \frac{t(t+r-2)(2t+1)(2t+2)}{(t+r-1)(t+1)(2t+r-3)(2t+2r-4)} \\ & = \frac{(2r-3)(2t+r-1)}{(t+r-1)(2t+2r-3)} + \frac{t(2t+1)}{(t+r-1)(2t+2r-3)} = \frac{(4rt+2r^2-5r-6t+3)+(2t^2+t)}{2t^2+2r^2+4rt-5t-5r+3} = 1 \end{aligned}$$

and thus the inductive step and Theorem 7.1 follows.

8 Acknowledgments

Great thanks go to James Propp for suggesting the Holey Aztec Rectangle problem, to which this paper owes its existence; for suggesting some applications of graphical condensation, including domino tilings of fortresses and (non-Aztec) rectangles; and for editing and revising this paper, making many very helpful suggestions along the way. Thanks also to Henry Cohn for pointing out the similarity between the relations in Theorems 4.1 and Corollary 2.2, thus providing me an inspiration for graphical condensation; and for applying graphical condensation to placement probabilities in Aztec Diamonds. Finally, thanks to David Wilson for creating the software that enabled the enumeration of tilings of Aztec rectangles.

References

- [B99] Bressoud, David. *Proofs and Confirmations: The Story of the Alternating Sign Matrix Conjecture*, 197-199, Mathematical Association of America (1999).
- [C67] Carlitz, L. “Rectangular arrays and plane partitions,” *Acta Arithmetica* **13** (1967), 29-47.
- [CEP96] Cohn, H., N. Elkies, and J. Propp. “Local Statistics for Random Domino Tilings of the Aztec Diamond,” *Duke Mathematical Journal* **85** (1996) 117-166.
- [EKLP] Elkies, N., G. Kuperberg, M. Larsen, and J. Propp. “Alternating-Sign Matrices and Domino Tilings (Part I),” *Journal of Algebraic Combinatorics* **1** (1992), 111-132.
- [GV85] Gessel, I., and G. Viennot. “Binomial determinants, paths, and hook length formulae,” *Advances in Mathematics* **58** (1985), no 3: 300-321.
- [GCZ] Grensing, D., I. Carlsen, and H.-Chr. Zapp. Some exact results for the dimer problem on plane lattices with non-standard boundaries, *Phil. Mag. A* **41** (1980), 777-781.
- [M16] MacMahon, Percy. *Combinatory Analysis*, Vol. 2. Cambridge University Press (1916), London and New York (reprinted by Chelsea, New York, 1960).
- [P88] Proctor, Robert. “Odd Symplectic Groups.” *Inventiones Mathematicae* **92** (1988), 307-332.
- [P96] Propp, James. “Urban Renewal.” <http://www.math.wisc.edu/~propp/renewal.ps.gz> (1996)
- [Y91] Yang, Bo-Yin. “Three enumeration problems concerning Aztec diamonds,” Ph.D. thesis, Department of Mathematics, Massachusetts Institute of Technology, Cambridge, MA (1991).
- [Z96] Zeilberger, Doron. “Reverend Charles to the aid of Major Percy and Fields-medalist Enrico,” *American Mathematical Monthly* **103** (1996), 501-502.
- [Z97] Zeiberger, Doron. “Dodgson’s Determinant-Evaluation Rule Proved by Two-Timing Men and Women,” *Electronic Journal of Combinatorics*, **4(2)** (1997), R22.