

Hindawi Publishing Corporation
The Scientific World Journal
Volume 2014, Article ID 704830, 4 pages
<http://dx.doi.org/10.1155/2014/704830>



Research Article

Valence Band Structure of $\text{InAs}_{1-x}\text{Bi}_x$ and $\text{InSb}_{1-x}\text{Bi}_x$ Alloy Semiconductors Calculated Using Valence Band Anticrossing Model

D. P. Samajdar¹ and S. Dhar²

¹ Department of Electronics and Communication Engineering, Heritage Institute of Technology, Chowbaga Road, Anandapur, Kolkata 700107, India

² Department of Electronic Science, University of Calcutta, 92, A. P. C. Road, Kolkata 700009, India

Correspondence should be addressed to S. Dhar; sdhar_25@yahoo.co.in

Received 25 October 2013; Accepted 24 November 2013; Published 29 January 2014

Academic Editors: W. Hu, S. Jit, and F. Yue

Copyright © 2014 D. P. Samajdar and S. Dhar. This is an open access article distributed under the Creative Commons Attribution License, which permits unrestricted use, distribution, and reproduction in any medium, provided the original work is properly cited.

The valence band anticrossing model has been used to calculate the heavy/light hole and spin-orbit split-off energies in $\text{InAs}_{1-x}\text{Bi}_x$ and $\text{InSb}_{1-x}\text{Bi}_x$ alloy systems. It is found that both the heavy/light hole, and spin-orbit split E_+ levels move upwards in energy with an increase in Bi content in the alloy, whereas the split E_- energy for the holes shows a reverse trend. The model is also used to calculate the reduction of band gap energy with an increase in Bi mole fraction. The calculated values of band gap variation agree well with the available experimental data.

1. Introduction

Bi-containing III-V semiconductors are receiving great amount of interest in the last few years owing to their potential application in optoelectronic devices operating in the near to long infrared wavelength regions with enhanced capability. These materials are obtained by incorporating a small amount of Bi in the host semiconductor resulting in a major reduction in the material band gap. A comprehensive review of the state of the art in these materials has been provided in a recently published monogram [1]. Alloys, such as, GaAsBi, InGaAsBi, GaSbBi, InAsBi, and InSbBi, are being investigated for various target applications. The narrow band gaps $\text{InSb}_{1-x}\text{Bi}_x$ and $\text{InAs}_{1-x}\text{Bi}_x$ have been mostly investigated for applications in infrared detectors operating in the 3–5 and 8–12 μm spectral range [2] though the large miscibility gap and very low equilibrium solid solubility of Bi in the host semiconductors present certain difficulties in their growth [3]. Presence of Bi is also reported to reduce the dependence of the energy band gap of the alloys with temperature [4] which makes it possible to fabricate laser diodes with temperature insensitive emission wavelengths

[5]. In case of the well-investigated dilute III-V nitride alloys, the interaction of the N related resonant state with the conduction band of the host semiconductor causes the reduction in band gap. However, in III-V bismide alloys, the band gap reduction occurs due to a restructuring of the valence band as a result of the interaction of the Bi impurity level with the same band [6]. This interaction produces a splitting of both the heavy hole and the light hole energy bands into E_+ and E_- energy levels where the split E_+ level moves up in energy resulting in the observed band gap reduction. The valence band anticrossing (VBAC) model [7] has been successfully used to explain the behavior of III-V bismide materials. In this work, we have used this model to calculate the valence band structure of the narrow band gap semiconductors $\text{InAs}_{1-x}\text{Bi}_x$ and $\text{InSb}_{1-x}\text{Bi}_x$.

2. Mathematical Model

A theoretical model was used earlier to describe the restructuring of valence bands in the bismuth containing III-V semiconductors using $\mathbf{k}\cdot\mathbf{p}$ formalism [7]. The interaction

of the impurity bismuth atoms with the valence band of the corresponding host semiconductor was described by a 12×12 Hamiltonian which included 6 p-like states of the semiconductor lattice atom and the 6 localized p-like states of the added impurity atoms [8]. At the Γ point, where $\mathbf{k} = 0$, the 12×12 matrix can be written as:

$$H_0 = \begin{pmatrix} H & 0 & 0 & 0 & 0 & 0 & V & 0 & 0 & 0 & 0 & 0 \\ 0 & L & 0 & 0 & 0 & 0 & 0 & V & 0 & 0 & 0 & 0 \\ 0 & 0 & L & 0 & 0 & 0 & 0 & 0 & V & 0 & 0 & 0 \\ 0 & 0 & 0 & H & 0 & 0 & 0 & 0 & 0 & V & 0 & 0 \\ 0 & 0 & 0 & 0 & S & 0 & 0 & 0 & 0 & 0 & V & 0 \\ 0 & 0 & 0 & 0 & 0 & S & 0 & 0 & 0 & 0 & 0 & V \\ V & 0 & 0 & 0 & 0 & 0 & E_{\text{Bi}} & 0 & 0 & 0 & 0 & 0 \\ 0 & V & 0 & 0 & 0 & 0 & 0 & E_{\text{Bi}} & 0 & 0 & 0 & 0 \\ 0 & 0 & V & 0 & 0 & 0 & 0 & 0 & E_{\text{Bi}} & 0 & 0 & 0 \\ 0 & 0 & 0 & V & 0 & 0 & 0 & 0 & 0 & E_{\text{Bi}} & 0 & 0 \\ 0 & 0 & 0 & 0 & V & 0 & 0 & 0 & 0 & 0 & E_{\text{Bi-SO}} & 0 \\ 0 & 0 & 0 & 0 & 0 & V & 0 & 0 & 0 & 0 & 0 & E_{\text{Bi-SO}} \end{pmatrix}. \quad (1)$$

Here H , S , and V are given as [7]

$$\begin{aligned} H &= L = \Delta E_{\text{VBM}}x, \\ S &= \frac{1}{2}(L + H) - \Delta_0 - \Delta E_{\text{SO}}x, \\ V &= C_{\text{Bi}}\sqrt{x}. \end{aligned} \quad (2)$$

In the above equations, ΔE_{VBM} and ΔE_{SO} , respectively, denote the difference in valence-band maximum and spin-orbit split-off band energies between the end point compounds and x is the mole fraction of bismuth incorporated into the semiconductor alloy. Δ_0 gives the value of the split-off energy gap of the host semiconductor which for InAs, InSb, and GaSb are 0.39 eV, 0.81 eV, and 0.76 eV, respectively [9]. V is the matrix element describing the coupling between the host valence band and the Bi related impurity level and C_{Bi} is the coupling parameter which is used as a fitting parameter in our model [10]. E_{Bi} denotes the position of the heavy/light hole levels of the impurity atoms and $E_{\text{Bi-SO}}$ gives the corresponding spin-orbit split-off level [7].

The solution of the 12×12 matrix H_0 yields four distinct eigen values corresponding to the heavy/light hole E_+ and E_- energy levels and the spin-orbit-split off energy levels $E_{\text{SO}+}$ and $E_{\text{SO}-}$. Hence the 12×12 Hamiltonian reduces to a 4×4 matrix given by

$$H_R = \begin{pmatrix} L/H & 0 & V & 0 \\ 0 & S & 0 & V \\ V & 0 & E_{\text{Bi}} & 0 \\ 0 & V & 0 & E_{\text{Bi-SO}} \end{pmatrix}. \quad (3)$$

On solving the above matrix, we get the relations for the four distinct energy levels as explained by the VBAC model and are given as

$$\begin{aligned} E_{\text{HH/LH}\pm} &= \frac{1}{2} \left(L + E_{\text{Bi}} \pm \sqrt{L^2 - 2LE_{\text{Bi}} + E_{\text{Bi}}^2 + 4V^2} \right), \\ E_{\text{SO}\pm} &= \frac{1}{2} \left(S + E_{\text{Bi-SO}} \pm \sqrt{S^2 - 2SE_{\text{Bi-SO}} + E_{\text{Bi-SO}}^2 + 4V^2} \right). \end{aligned} \quad (4)$$

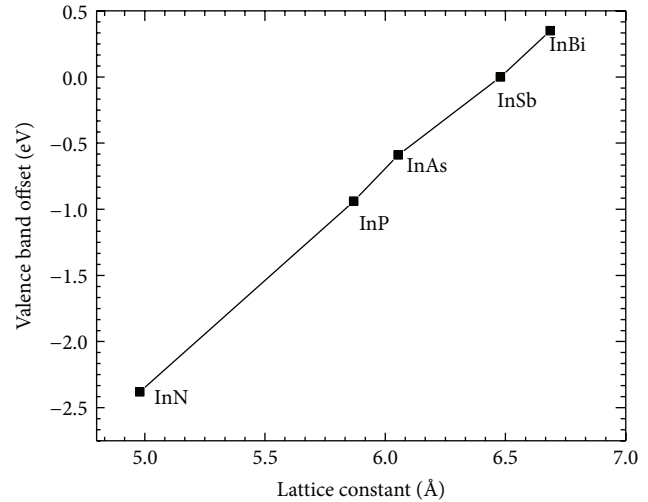


FIGURE 1: Plot of valence band offset versus lattice constant for In-containing III-V binaries. The values of VBO and lattice constants for these compounds are obtained from [9].

3. Valence Band Structure for $\text{InAs}_{1-x}\text{Bi}_x$

For VBAC calculations, we have considered Type I band alignment between InAs and InBi. The theoretically calculated band gap of InBi, as predicted by quantum dielectric theory by Barnett [11] is -1.62 eV. The valence band offset for InBi is found out to be 0.35 eV from Figure 1 (drawn by using the data from [9]) corresponding to its lattice constant of 6.686 Å [12]. The valence band offset ΔE_{VBM} between the end point compounds in $\text{InAs}_{1-x}\text{Bi}_x$ is obtained as 0.94 eV from an extrapolation of the variation of valence band offsets with lattice constants in Figure 1.

The value of the spin-orbit splitting energy for InBi is reported as 2.2 eV [12]. Hence the values of the valence band offset, conduction band offset, and spin-orbit split-off band offset for the end point compounds InAs and InBi are found out to be 0.94 eV, -1.03 eV, and -0.87 eV, respectively. Using the value of the atomic spin-orbit splitting energy for Bi of 1.5 eV [7], the position of the heavy/light hole levels for Bi, denoted by E_{Bi} , is found to be located 0.4 eV below the valence band maximum (VBM) of InAs [5] and the location of corresponding spin-orbit split-off level $E_{\text{Bi-SO}}$ is 1.9 eV below the VBM of InAs. The theoretical band gap of the ternary semiconductor is defined as the difference in energy between the VBAC calculated valence-band maximum and conduction band minimum obtained from the virtual crystal approximation (VCA) calculations, $E_{\text{CB-VCA}}$, which can be written as [7]

$$E_{\text{CB-VCA}} = E_g - \Delta E_{\text{CBM}}x \quad (5)$$

E_g is the band gap of InAs and $\Delta E_{\text{CBM}} = 1.03$ eV is the conduction band edge offset between InAs and InBi. In $\text{InAs}_{1-x}\text{Bi}_x$, the reported band gap reduction is 55 meV per 1 at % of Bi in the host semiconductor [12]. Using this value, we have calculated the value of the fitting parameter C_{Bi} to be 1.26 eV.

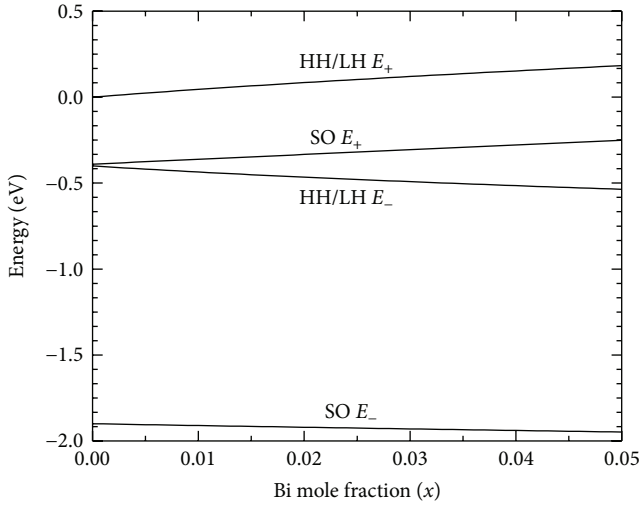


FIGURE 2: Position of the E_+ and E_- related heavy/light hole and spin-orbit split-off bands as a function of Bi mole fraction for $\text{InAs}_{1-x}\text{Bi}_x$, calculated using VBAC model.

Figure 2 shows the valence band structure of $\text{InAs}_{1-x}\text{Bi}_x$ as a function of Bi mole fraction x . The positions of the energy levels are calculated using (4). It can be noted from the figure that a repulsion exists between the E_+ and E_- levels corresponding to the heavy hole/light hole bands and the spin-orbit split-off energy bands. Both the heavy hole and the light hole E_+ levels are found to move up by about 45 meV for 1 at % Bi in the material with a corresponding downward movement of the E_- level. In the spin-orbit split-off band, the $E_{\text{SO}+}$ level moves up by about 28 meV per at % Bi. The upward movement of the E_+ level is mostly responsible for the band gap reduction in III-V bismides. Figure 3 gives the variation of band gap as a function of Bi mole fraction calculated using relation (5) and VBAC. Satisfactory agreement of the theoretical prediction with available experimental values is shown in the figure.

4. Valence Band Structure for $\text{InSb}_{1-x}\text{Bi}_x$

The valence band anticrossing interaction in $\text{InSb}_{1-x}\text{Bi}_x$ can be modelled by considering a valence band offset of 0.59 eV between InSb and InAs as can be observed from Figure 1. Thus, assuming the constancy of the localized impurity levels relative to the vacuum level, the Bi related impurity level E_{Bi} is located 1.0 eV below the VBM of InSb, whereas the corresponding spin-orbit split-off band is located at a depth of 2.5 eV below the VBM of InSb. The values of ΔE_{VBM} , ΔE_{CBM} , and ΔE_{SO} are found in a way similar to that for $\text{InAs}_{1-x}\text{Bi}_x$. The value of ΔE_{VBM} obtained from Figure 1 is 0.35 eV. Using this value and the value of energy gap for InBi, the value of ΔE_{CBM} is found out to be -1.44 eV and the value for ΔE_{SO} is -1.04 eV. The value of the fitting parameter C_{Bi} is calculated as 0.33 eV using experimentally obtained band gap reduction of 19 meV per at % of Bi in InSbBi [13].

Figure 4 presents the variation of the heavy/light hole and the spin-orbit split-off bands as a function of Bi mole

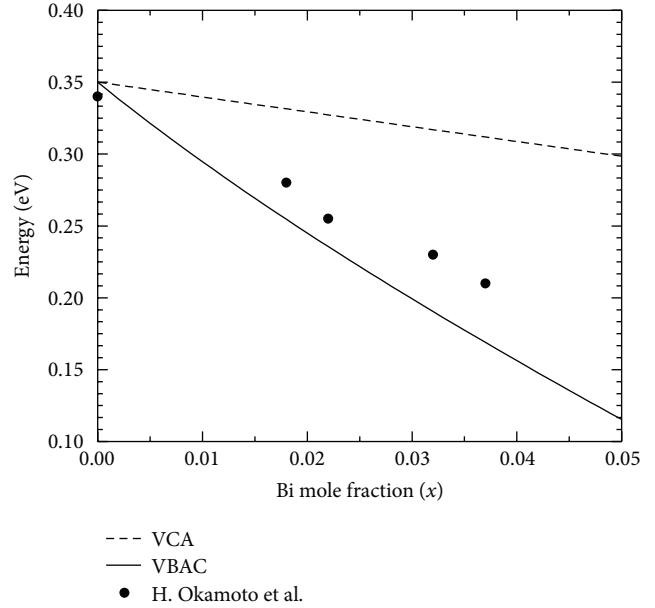


FIGURE 3: Theoretically calculated band gap of InAsBi as a function of Bi mole fraction using VCA and VBAC model. Experimental values of band gap are taken from [3].

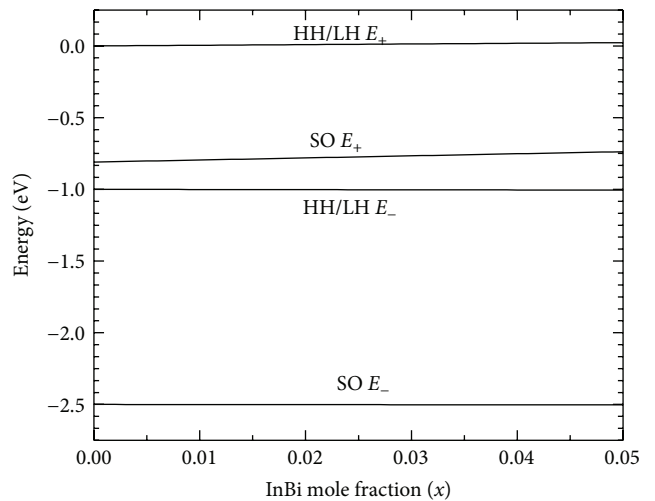


FIGURE 4: Calculated values of the E_+ and E_- related heavy/light hole, and the spin-orbit split bands in $\text{InSb}_{1-x}\text{Bi}_x$, as a function of Bi mole fraction x .

fraction x for $\text{InSb}_{1-x}\text{Bi}_x$. Here the E_+ level moves up by 4.6 meV for each at % Bi in the alloy, whereas the $E_{\text{SO}+}$ level increases by 14.5 meV for the same amount of Bi. These values are smaller as compared to those for $\text{InAs}_{1-x}\text{Bi}_x$ due to the larger separation between the E_+ and E_- levels and the SO_+ and SO_- levels. This occurs due to the fact that the Bi related impurity level E_{Bi} and the spin-orbit split-off level $E_{\text{Bi-SO}}$ are located at a greater depth from the VBM of InSb than in InAs which reduces the interaction between the coupled bands. Figure 5 shows the reduction in band gap with the increase in Bi mole fraction calculated using VBAC and VCA model.

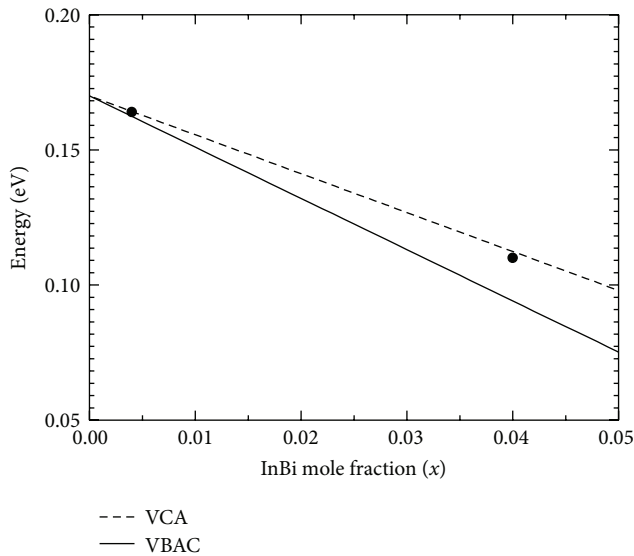


FIGURE 5: Band gap of InSbBi as a function of Bi mole fraction x calculated using VCA and VBAC model. The experimental points (solid dots) are from [14, 15].

A good agreement of this plot with experimental values is also presented in the same figure.

5. Conclusions

Valence band anticrossing model has been used to explore the valence band structures of Bi-containing alloys InAsBi and InSbBi. The theoretical results of band gap reduction agree fairly with the experimental data. The upward shift in the heavy/light hole E_+ level and spin-orbit split-off level E_{SO+} is observed in both cases. This upward movement of the heavy hole/light hole E_+ band is primarily responsible for the band gap reduction in these Bi-containing alloys.

Conflict of Interests

The authors declare that there is no conflict of interests regarding the publication of this paper.



Acknowledgments

The work was supported by the “University with Potential for Excellence” scheme of the University of Calcutta. One of the authors (D. P. Samajdar) is indebted to Heritage Institute of Technology for providing encouragement to carry on this work. The authors are also thankful to Dr. T. D. Das for his assistance in this work.

References

[1] H. Li and Z. M. Wang, Eds., *Bismuth-Containing Compounds*, vol. 186 of *Springer Series in Materials Science*, Springer Science, New York, NY, USA, 2013.

- [2] H. Okamoto and K. Oe, “Growth of metastable alloy InAsBi by low-pressure MOVPE,” *Japanese Journal of Applied Physics*, vol. 37, no. 3, pp. 1608–1613, 1998.
- [3] H. Okamoto and K. Oe, “Structural and energy-gap characterization of metalorganic-vapor-phase-epitaxy-grown InAsBi,” *Japanese Journal of Applied Physics*, vol. 38, no. 2 B, pp. 1022–1025, 1999.
- [4] J. Yoshida, T. Kita, O. Wada, and K. Oe, “Temperature dependence of $\text{GaAs}_{1-x}\text{Bi}_x$ band gap studied by photoreflectance spectroscopy,” *Japanese Journal of Applied Physics*, vol. 42, no. 2, pp. 371–374, 2003.
- [5] K. Oe, “Characteristics of semiconductor alloy $\text{GaAs}_{1-x}\text{Bi}_x$,” *Japanese Journal of Applied Physics*, vol. 41, no. 5, pp. 2801–2806, 2002.
- [6] K. Alberi, O. D. Dubon, W. Walukiewicz, K. M. Yu, K. Bertulis, and A. Krotkus, “Valence band anticrossing in $\text{GaBi}_x\text{As}_{1-x}$,” *Applied Physics Letters*, vol. 91, no. 5, Article ID 051909, 2007.
- [7] K. Alberi, J. Wu, W. Walukiewicz et al., “Valence-band anticrossing in mismatched III–V semiconductor alloys,” *Physical Review B*, vol. 75, no. 4, Article ID 045203, 2007.
- [8] R. People and S. K. Sputz, “Band nonparabolicities in lattice-mismatch-strained bulk semiconductor layers,” *Physical Review B*, vol. 41, no. 12, pp. 8431–8439, 1990.
- [9] I. Vurgaftman, J. R. Meyer, and L. R. Ram-Mohan, “Band parameters for III–V compound semiconductors and their alloys,” *Journal of Applied Physics*, vol. 89, no. 11 I, pp. 5815–5875, 2001.
- [10] P. H. Jefferson, T. D. Veal, L. F. J. Piper et al., “Band anticrossing in $\text{GaN}_x\text{Sb}_{1-x}$,” *Applied Physics Letters*, vol. 89, no. 11, Article ID 111921, 2006.
- [11] S. A. Barnett, “Direct E_0 energy gaps of bismuth-containing III–V alloys predicted using quantum dielectric theory,” *Journal of Vacuum Science & Technology A*, vol. 5, p. 2845, 1987.
- [12] P. Carrier and S.-H. Wei, “Calculated spin-orbit splitting of all diamondlike and zinc-blende semiconductors: effects of $p_{1/2}$ local orbitals and chemical trends,” *Physical Review B*, vol. 70, no. 3, Article ID 035212, 9 pages, 2004.
- [13] K. Y. Ma, Z. M. Fang, R. M. Cohen, and G. B. Stringfellow, “Organometallic vapor-phase epitaxy growth and characterization of Bi-containing III/V alloys,” *Journal of Applied Physics*, vol. 68, no. 9, pp. 4586–4591, 1990.
- [14] S. K. Das, T. D. Das, S. Dhar, M. De La Mare, and A. Krier, “Near infrared photoluminescence observed in dilute GaSbBi alloys grown by liquid phase epitaxy,” *Infrared Physics and Technology*, vol. 55, no. 1, pp. 156–160, 2012.
- [15] J. J. Lee and M. Razeghi, “Exploration of InSbBi for uncooled long-wavelength infrared photodetectors,” *Opto-Electronics Review*, vol. 6, no. 1, pp. 25–36, 1998.



Hindawi

Submit your manuscripts at
<http://www.hindawi.com>

