

Interspecific competition between *Drosophila melanogaster* and *Drosophila simulans*: temperature effect on competitive ability and fitness components

Catherine MONTCHAMP-MOREAU

Laboratoire de Génétique des Populations*,
Université Paris VII, 2, place Jussieu, F 75005 Paris

Summary

Previous studies of laboratory and natural populations suggest that *Drosophila simulans* is much more restricted in its tolerance to different temperatures than its sibling species *Drosophila melanogaster*. We have studied competition between these two species in population cages at 20 °C, the optimal temperature for *D. simulans*, and at 25 °C which seems to be more favourable to *D. melanogaster*. At 25 °C *D. melanogaster* eliminated *D. simulans*, but at 20 °C, the reverse occurred. The temperature effect, on each of the three fitness components (fertility, larval viability and developmental time) measured in both species, in the experimental conditions of the cages, is in agreement with the observed outcome of interspecific competition.

Key-words : *Drosophila melanogaster*, *Drosophila simulans*, *interspecific competition*, *temperature*.

Résumé

*Compétition entre Drosophila melanogaster et Drosophila simulans :
Effet de la température sur leur compétitivité et sur diverses composantes
de la valeur adaptative*

Les données accumulées à ce jour, tant en laboratoire que dans la nature, montrent que la zone de tolérance thermique de *D. simulans* est beaucoup plus étroite que celle de son espèce jumelle *D. melanogaster*. Nous avons donc décidé d'étudier la compétition entre ces deux espèces dans des cages à population placées à des températures différentes : d'une part à 20 °C qui est l'optimum thermique de *D. simulans*, d'autre part à 25 °C, température qui apparaît plus favorable à *D. melanogaster* qu'à *D. simulans*. A 25 °C, *D. melanogaster* élimina *D. simulans*, mais à 20 °C l'inverse se produisit. Trois composantes de la valeur adaptative (fertilité, viabilité larvaire, temps de développement) ont été mesurées sur les populations des cages; les modifications de chacune de ces trois composantes, lorsque l'on passe de 20 °C à 25 °C, sont en accord avec le résultat de la compétition interspécifique.

Mots-clés : *Drosophila melanogaster*, *Drosophila simulans*, *compétition interspécifique*, *température*.

I. Introduction

Temperature is one of the main ecological factors used to explain the differences between geographical and temporal distribution in nature of the two sibling species *D. melanogaster* and *D. simulans*.

Despite some differences between strains of the same species, due to their geographical origins, *D. simulans* is much more restricted in its tolerance to temperature than is *D. melanogaster*. In the laboratory, *D. melanogaster* has a physiological optimum at 21 °C (DAVID & CLAVEL, 1966; 1967), but grows well within a large range of temperature (from 15 °C to 29.5 °C). On the other hand, *D. simulans* only grows well

(*) E.R.A. n° 406 du C.N.R.S. : « Analyse et mécanismes de maintien du polymorphisme ».

around 20 °C (HOSGOOD & PARSONS, 1966). Mc KENZIE (1978) showed that maximum fecundity occurred for *D. simulans* at 20 °C and it was only at this temperature that *D. simulans* was found to be superior to *D. melanogaster*, the fecundity of which remained at an optimum between 15 °C and 25 °C. Similar results were obtained for the emergence percentage (Mc KENZIE, 1978; TANTAWY & MALLAH, 1961), and longevity (PARSONS, 1977; 1978).

These observations are in accordance with most of the geographical and seasonal distributions of these species: *D. simulans* outnumbers *D. melanogaster* in the regions where temperature fluctuations are small (PARSONS, 1975; ROCHA-PITE, 1980; KAWANISHI & WATANABE, 1977).

Paradoxically, most competition experiments and fitness measurements of these two species have only been carried out at 25 °C. At this temperature, in population cages, when wild strains are used, *D. melanogaster* eliminated *D. simulans*. Yet, opposite results were observed with mutant strains (GOLDSTEIN & TEISSIER, 1953) or with strains selected for their competitive ability (PARSONS, 1975 for a review; HEDRICK & MURRAY, 1980). By contrast, MOORE (1952), then TANTAWY & SOLIMAN (1967) showed that at 15 °C *D. simulans* rapidly outnumbered *D. melanogaster*, although the latter species was not eliminated when the experiment stopped.

As the optimal temperature for *D. simulans* is near 20 °C, it was of interest (suggested by PARSONS, 1975) to study competition between the two species at this temperature. This paper first presents the results of the competition in population cages at 20 °C and 25 °C. In addition to observing changes in the frequencies of the two species at these temperatures, observations were also made on three fitness components, namely fertility, larval viability and developmental time, measured in the experimental conditions of the cages.

II. Materials and Methods

A. Populations in competition

The two french wild strains used in this study, *D. melanogaster* Chevreuse (*mel* +) and *D. simulans* Villeurbanne (*sim* +), had been collected in the wild two years before the experiment commenced. Ten population cages (10 × 15 × 40 cm) were initiated with 1 000 adults (500 males and 500 females). Five cages were maintained at 20 °C and five at 25 °C. At 20 °C, the initial frequency of each species was 0.5. At 25 °C the initial frequencies were 0.2 for *D. melanogaster* and 0.8 for *D. simulans*, to avoid the too rapid elimination of the latter species. At both 20 °C and 25 °C, two cages contained only the wild strains of the two species. In the other three cages, different morphological polymorphisms were introduced, namely *vermilion* (*v*), *sepia* (*se*) and *cinnabar* (*cn*), in order to observe the effect of these polymorphisms on the interspecific competition. The mutant stocks used had been kept under laboratory conditions for many years. The composition of the cages and the system used to designate them is summarized in Table 1. The initial frequency of the mutants was 0.8.

The populations were maintained in overlapping generations by supplying each cage with two cups of fresh medium (PEARL *et al.*, 1926) every two days. The cages at 20 °C contained 24 cups and each cup stayed in the cage for 24 days. The cages at 25 °C contained 18 cups, each of them remaining there 18 days.

Under these experimental conditions there was strong competition among the larvae for food. The number of adults in the cages averaged 2 000 over the period of the observation. At 20 °C, this number was very stable but at 25 °C, great fluctuations occurred.

TABLE I

Initial composition of the ten populations (see text).
Composition initiale des dix populations (voir le texte).

n° cage	20 °C					25 °C				
	S1	S'1	S2	S3	S4	M1	M'1	M2	M3	M4
<i>mel</i>	+	+	+; v	+; cn	+; se	+	+	+; v	+; cn	+; se
<i>sim</i>	+	+	+; v	+; v	+; se	+	+	+; v	+; v	+; se

(v: vermilion, se: sepia, cn: cinnabar)

Changes in the relative frequencies of the two species were measured by periodic egg samples. Two food cups were placed in each cage and left for 24 hours. They were then allowed to develop without any additional supply of medium so that larval competition was the same as in the cages. When adults emerged, the males (between 100 to 150) were all classified and counted.

B. Fitness components

Three components of fitness were measured, fertility, larval viability and time of development. These are known to show great variation, depending on environmental conditions, in particular larval density, adult number and species frequencies (PARSONS, 1975 for a review). Consequently, these measurements were made directly on the cages flies in order to reflect as exactly as possible what occurred during evolution of the populations. Fertility and developmental time were measured only in the cages containing wild populations, and larval viability in all cages.

1) Fertility

Fertility at 20 °C was measured in cage S'1, and fertility at 25 °C in cage M'1. A sample of about 200 adults was taken from the cages, at four different times (samples 1 to 4). Each female was put into a vial with 20 ml of medium so that the surface available for oviposition was the same as that in the cages, but there was no competition for food among the larvae. The females were allowed to lay eggs for 24 hours and then they were put back into the cages.

The adults that emerged were all counted and their species determined. The fertility of each species was measured as the mean number of offspring produced by one productive female.

2) Larval to adult viability

Three cups of food were periodically introduced into each cage. Two of them were allowed to develop without any new supply of medium, so that larval competition for food was the same as in the cages (crowded series : CS). The third cup was evenly distributed between two bottles with a supply of food, in order to reduce larval competition (uncrowded series : USC).

The differences in the frequencies of adults of each species emerging from these two series (CS and UCS) were due to larval competition.

3) Developmental time

Two cups of food were introduced into the cages for 24 hours. They were then removed and each day the number of emerging males was counted.

III. Results and Discussion

A. Population evolution

Changes in the frequencies of *D. simulans* in each of the ten cages are shown in Fig. 1. At 25°C, *D. simulans* was eliminated by *D. melanogaster* in all five cages; a result which agrees with previous findings. At 20°C the opposite result occurred with *D. melanogaster* always being eliminated.

Introducing homologous mutants (*sepia* or *vermilion*) into the wild strains of the two species does not change the outcome of competition. Each of these mutations certainly had a similar influence, in both species, on the competitive ability of the populations into which it has been introduced. In fact, it was established that both *sepia* and *vermilion* genes respectively reached the same stable balance with the wild type in both species (MONTCHAMP-MOREAU, 1982).

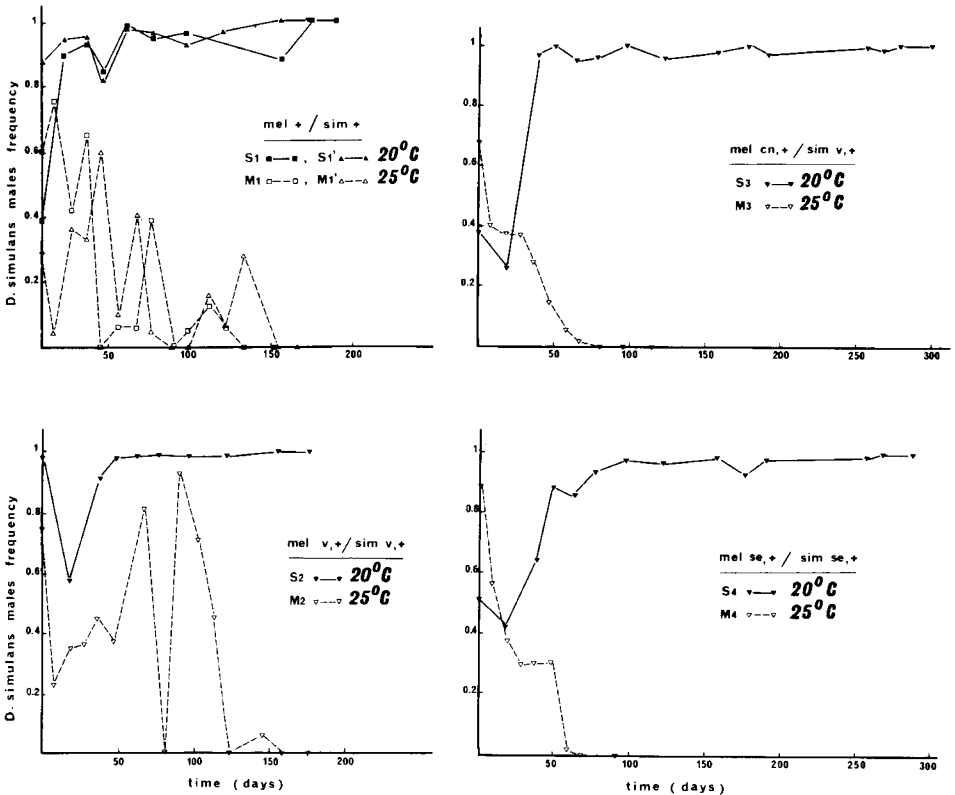


FIG. 1

Competition between *D. simulans* and *D. melanogaster*: evolution of *D. simulans* frequency (among the males) in the ten population cages.

Compétition entre *D. simulans* et *D. melanogaster*: évolution de la fréquence de *D. simulans* (mesurée chez les mâles) dans les dix cages à population.

The elimination rates of a species did not differ greatly between the two identical cages of wild populations: there was a difference of 19 days for *D. melanogaster* elimination between cages S1 and S'1 and a difference of 22 days for *D. simulans* elimination between cages M1 and M'1.

In contrast, comparison of elimination rates for each species in homologous cages at 20 °C and 25 °C (Table 1) shows that these rates were certainly modulated by differences in competitive ability among the strains. For example, the wild/*sepia* population of *D. simulans*, which was the most rapidly eliminated at 25 °C (68 days), was the slowest to eliminate *D. melanogaster* at 20 °C (267 days). These differences in competitive ability among the populations of the cages are certainly due to differences in the genetic background of the mutant strains.

TABLE 2

Elimination delays (in days) of D. melanogaster (at 20 °C) and of D. simulans (at 25 °C) in the ten population cages.

Délais d'élimination (en jours) de D. melanogaster (à 20 °C) et de D. simulans (à 25 °C) dans les dix cages à population.

Population composition	mel + sim +	mel v; + sim v; +	mel cn; + sim v; +	mel se; + sim se; +
Elimination delay of <i>D. melanogaster</i> at 20 °C	176 157	157	288	267
Elimination delay of <i>D. simulans</i> at 25 °C	147 125	160	68	68

B. Fitness components

1. Fertility

In all the samples, an appreciable proportion of females produced no offspring (unproductive females). The frequencies of each species among the productive females are not significantly different from the frequencies observed for the males in six of the eight samples (Table 3). In the two samples where a significant difference is observed, there is a shortage of *D. simulans* among the productive females. MOTH (1974) obtained similar results. He showed that when adult density is high, the percentage of unfertile females is much higher in *D. simulans* than in *D. melanogaster*. But it must be pointed out that our experimental conditions (isolated females) suppressed the effect of intra and interspecific competition for oviposition sites, which seems to be particularly important in reducing oviposition in *D. melanogaster* (FUTUYMA, 1970; SAMEOTO & MILLER, 1966). Thus, our results must be regarded with caution.

Results for productive females are given in Table 4. For each species and each temperature, mean fertilities are significantly different in the four samples, except for *D. simulans* at 20 °C. Such changes in fertility during the course of the competition might be due to environmental fluctuations and to variations of age structure in the adult population.

TABLE 3

D. simulans frequency among males and productive females, and improductive females frequency in each adult sample from cages containing the wild populations (S'1 at 20 °C and M'1 at 25 °C).
Fréquence de *D. simulans* parmi les mâles et parmi les femelles productives, fréquence des femelles productives dans chaque échantillon d'adultes extrait des cages contenant les populations sauvages (S'1 à 20 °C et M'1 à 25 °C).

	n° sample	males			productive females			ε	improductive females frequency
		tot.	sim.	freq.	tot.	sim.	freq.		
20 °C cage	1	134	98	.731	111	72	.649	1.386	.24
	2	103	81	.786	80	58	.725	.958	.58
	3	144	121	.840	95	68	.716	2.307*	.43
	4	190	183	.963	68	62	.912	1.656	.49
25 °C cage	1	102	91	.892	60	49	.817	1.350	.43
	2	158	111	.703	66	27	.409	4.124*	.46
	3	137	30	.219	92	26	.283	1.104	.26
	4	170	16	.094	97	6	.062	.917	.28

* significant (0.05)

TABLE 4

Mean fertilities of *D. simulans* (F_{sim}) and *D. melanogaster* (F_{mel}) and relative fertilities of *D. melanogaster* ($\frac{F_{mel}}{F_{sim}}$) at 20 °C (cage S'1) and 25 °C (cage M'1).

Fertilités moyennes de *D. simulans* (F_{sim}) et *D. melanogaster* (F_{mel}) et fertilités relatives de *D. melanogaster* ($\frac{F_{mel}}{F_{sim}}$) à 20 °C (cage S'1) et 25 °C (cage M'1).

Samples	20 °C cage				25 °C cage			
	1	2	3	4	1	2	3	4
F mel	13.6	19.8	14.5	9.8	24.3	31.9	24.6	30.8
±2σ	3.0	4.6	3.3	5.7	6.5	4.2	2.8	2.6
F sim	6.2	6.5	7.2	9.8	13.6	14.0	4.3	9.8
±2σ	1.0	2.6	2.0	2.4	3.3	5.8	1.0	7.3
$\frac{F_{mel}}{F_{sim}}$	2.2	3.0	2.0	1.0	1.8	2.3	5.7	3.1
U obs	4.28*	5.07*	3.79*	0.02	2.92*	4.98*	13.55*	5.41*

±2σ = 5 % confidence interval of F significant (0.05)

On the other hand, they might be a response to selection for competitive ability induced by the interspecific and intra specific competition (AIKEN & GIBO, 1979).

At 20 °C, *D. melanogaster* fertility is significantly higher than *D. simulans* fertility in three of the four samples. At 25 °C, *D. melanogaster* fertility is significantly higher in all four samples. A statistical comparison of the fertility of each species at the two temperatures could not be made, since the results are heterogeneous and the number of samples is too small at each temperature. Nevertheless, the relative fertility of *D. melanogaster* ($D. melanogaster$ fertility/ $D. simulans$ fertility) seems slightly greater at 25 °C than at 20 °C.

2. Larval to adult viability

The effects of larval competition on pre-adult viability were analysed by comparing the relative frequency of each species among the males which emerged from uncrowded and crowded series (fig. 2).

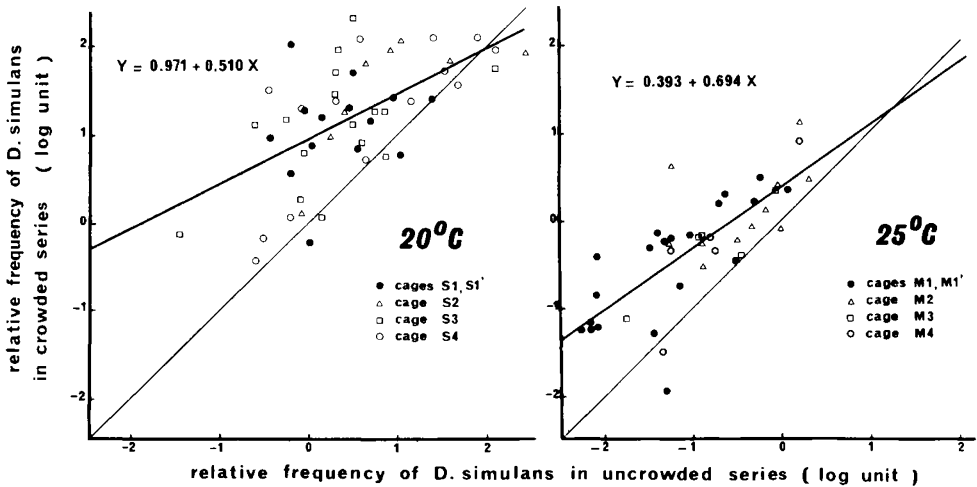


FIG. 2

Competition effect on the larval to adult viability: linear regression of the logarithmic ratios of *D. simulans* to *D. melanogaster* frequencies in the crowded series on the corresponding logarithmic ratios in uncrowded series.

Effet de la compétition sur la viabilité larvo-nymphale : régression linéaire des rapports des fréquences de *D. simulans* à celles de *D. melanogaster* entre les séries avec concurrence et les séries sans concurrence.

The ratio of frequencies of each species (expressed as the number of *simulans* males: the number of *melanogaster* males) for the crowded series (CS) was plotted against the similar ratio for the corresponding uncrowded series (UCS). On such a diagram, the experimental points falling below the line drawn at 45° through the origin indicate that *D. melanogaster* was at an advantage in larval competition for food. The points located above indicate an advantage to *D. simulans*.

At 20 °C and 25 °C, the frequency of *D. simulans* was either significantly higher in the crowded series than in the uncrowded series (30 times out of 56 at 25 °C, 30 times out of 66 at 20 °C), or the differences were not significant. Thus, larval competition in the experimental conditions of our population cages favoured *D. simulans*.

At both temperatures, the regression coefficients are significantly lower than one, so that the effects of interspecific larval competition could be considered as frequency dependent. The slopes of the regression lines at 20 °C and 25 °C are not significantly different ($t = 1.35$; 99 df), so that the frequency dependent effect is the same at the two temperatures. But at 20 °C, the ordinate at the origin is significantly higher than at 25 °C (5 % confidence interval at 20 °C: 0.16–0.62, at 25 °C: 0.79–1.15), so that *D. simulans* is at a greater advantage at 20 °C than at 25 °C. The two regression lines suggest that *D. melanogaster* would be at an advantage only when at very low frequency in the larval population (0.05 at 25 °C, 0.01 at 20 °C). However, we cannot affirm that such an advantage really occurs.

These results cannot be easily compared with previous studies on larval competition (MILLER, 1964; TANTAWY & SOLIMAN, 1967; BARKER & PODGER, 1970; WALLACE, 1974), since in our case, the larval density is high but not controlled. In fact, when density is high, even with controlled conditions, results are often not repeatable because of micro-environmental variations; especially important ecological interactions were shown to exist between *Drosophila* and yeast populations (SANG et al., 1949; ERK & SANG, 1966; EL HELW & ALI, 1970). In the present study where neither the larval density nor the micro-environment was controlled, we observed wide variations in ratios in the crowded series, for very similar ratios in uncrowded series.

3. Time of development (fig. 3)

This was measured when the species frequencies in the cages were 0.75 *simulans* and 0.25 *melanogaster*.

At 25 °C, the emergence occurred in both species between 8 and 18 days after oviposition. On average, *D. melanogaster* developed faster, with a mean developmental time of 11.61 ± 0.28 days for *D. melanogaster* males (n=320) and 12.18 ± 0.20 days for *D. simulans* males (n=493).

At 20 °C, emergences occurred from day 13 to day 28 for *D. simulans* males and their mean developmental time was 18.40 ± 0.30 days (n=437) *D. melanogaster* males developed more slowly. They emerged from day 14 to day 28 and their mean developmental time was 20.02 ± 0.42 days (n=261). The influence of species frequencies upon developmental time was not studied here, but it has been shown to exist (BARKER & PODGER, 1970).

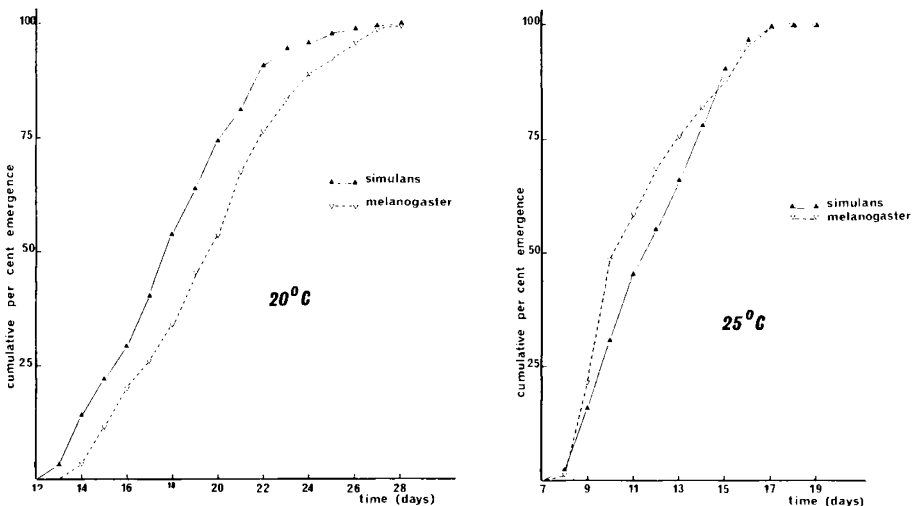


FIG. 3

Developmental time of *D. melanogaster* and *D. simulans* in the cages experimental conditions: cumulative distributions (in %) of daily emergences from the oviposition day.

Temps de développement de *D. melanogaster* et *D. simulans* dans les conditions expérimentales des cages : distributions cumulées (en %) des émergences quotidiennes à partir du jour de ponte.

V. Conclusion

Previous studies on fecundity, viability, longevity showed that 20 °C was the most favourable temperature for *D. simulans*. The present results show that, at this temperature, and when high competition for food occurs, this species shows itself to be at a great advantage over *D. melanogaster*, since the latter species is eliminated in all five cages. The most rapid elimination occurs after 157 days (in cage S'1 and S2), the slowest after 288 days (in cage S3). At 15 °C, MOORE (1952), TANTAWY & SOLIMAN (1967) did not observe the elimination of *D. melanogaster* which was still maintaining itself at a low frequency when their experiments stopped (respectively after 800 and 340 days of competition). One could argue that a comparison of our results with these of the three previous authors is avoided because of differences between the strains used or between experimental conditions. But all these results in population cage experiments at 15 °C and 20 °C are in accordance with the numerous studies of the temperature effect on fitness components. So we can conclude that *D. simulans* is more successful against *D. melanogaster* at 20 °C than at 15 °C. It would now be interesting to know the width of this thermal zone of superiority of *D. simulans* and whether it is continuous from 20 °C to 15 °C. In order to answer this question we propose to undertake competition experiments at intermediate temperatures and also at 21 °C which is the physiological optimum of *D. melanogaster* (DAVID & CLAVEL, 1966; 1967).

Temperature has a differential effect on the three fitness components measured in the two species:

— *D. melanogaster* is at an advantage for fertility at both temperatures, but its advantage seems greater at 25 °C. The mean daily production of offspring of a *D. melanogaster* female is higher at 25 °C than at 20 °C, but for *D. simulans*, the two fertilities are less different.

— Larval competition favours *D. simulans* at both temperatures, but its superiority over *D. melanogaster* is greater at 20 °C than at 25 °C.

— *D. simulans* develops faster than *D. melanogaster* at 20 °C but at 25 °C the situation is reversed.

Changes of each of these three parameters with temperatures agree with the results of interspecific competition in the cages. They are likely to be the main which determine competitive success.

Larval selection may be a very important factor, since competition for food was extremely severe in the cages. On the other hand, selection experiments carried by TANTAWY *et al.* (1976) indicate that productivity is not a major factor in determining the outcome of competition between *D. simulans* and *D. melanogaster*. Yet, fertility, larval to adult viability and time of development must be considered as interdependent component. In fact, the situation described by BAKKER (1961) for interspecific competition may be extended to the interspecific level: in a larval population with severe competition for food, only the group of fast-growing larvae can reach the critical weight required for successful development before the food supply is exhausted. Hence, the greater advantage of *D. simulans* for larval viability and, consequently, its success at 20 °C, might be considered as the result of its developmental time being shorter than that of *D. melanogaster*.

Received September 10, 1982,

Accepted April 29, 1983.

References

- AIKEN R.B., GIBO D., 1979. Changes in fecundity of *D. melanogaster* and *D. simulans* in response to selection for competitive ability. *Oecologia*, (Berl.), **43**, 63-77.
- BAKKER K., 1961. An analysis of factors which determine success in competition for food among larvae of *D. melanogaster*. *Arch. Neerl. Zool.*, 200-281.
- BARKER J.S.K., PODGER R.N., 1970. Interspecific competition between *D. melanogaster* and *D. simulans*: effect of larval density on viability, developmental period and adult body weight. *Ecology*, **51**, 170-189.
- DAVID J., CLAVEL M.F., 1966. Essai de définition d'une température optimale pour le développement de la drosophile. *C.R. Acad. Sci. Paris*, **262**, 2159-2162.
- DAVID J., CLAVEL M.F., 1967. Influence de la température subie au cours du développement sur divers caractères biométriques des adultes de *D. melanogaster*. *J. Insect Physiol.*, **13**, 717-729.
- ERK F.C., SANG J.H., 1966. The comparative nutritional requirements of the two sibling species *D. simulans* and *D. melanogaster*. *J. Insect Physiol.*, **12**, 43-51.
- EL HELW M.R., ALI A.M.M., 1970. Competition between *D. melanogaster* and *D. simulans* on media supplemented with *Saccharomyces* and *Schizosaccharomyces*. *Evolution*, **24**, 531-537.
- FUTUYMA D.J., 1970. Evolution of competition between *D. melanogaster* and *D. simulans*. *Diss. Abstr. Int., Sect. B : Sci. Eng.*, 4425B-4426B.
- GOLDSTEIN L., TEISSIER G., 1953. Recherches sur les populations mixtes expérimentales de *D. melanogaster* et *D. simulans*. *Proc. 9th Congr. Genet. Bellagio*, 668-670.
- HEDRICK P.W., MURRAY E., 1980. Competition between *D. melanogaster* and *D. simulans* from natural populations. *Drosoph., Inf., Serv.*, **55**, 58.
- HOSGOOD J.M.W., PARSONS P.A., 1966. Differences between *D. melanogaster* and *D. simulans* in tolerance to laboratory temperatures. *Drosoph., Inf., Serv.*, **41**, 176.
- KAWANISHI M., WATANABE T.K., 1977. Ecological factors controlling the coexistence of the sibling species *D. simulans* and *D. melanogaster*. *Jap. J. Ecol.*, **27**, 279-283.
- MC KENZIE J.A., 1978. The effect of developmental temperature on population flexibility in *D. melanogaster* and *D. simulans*. *Austr. J. Zool.*, **26**, 105-112.
- MC KENZIE J.A., 1964. Larval competition in *D. melanogaster* and *D. simulans*. *Ecology*, **45**, 132-147.
- MILLER R.S., 1964. Larval competition in *D. melanogaster* and *D. simulans*. *Ecology*, **45**, 132-147.
- MONTCHAMP-MOREAU C., 1982. Comparaison du polymorphisme à des locus homologues dans les espèces jumelles *D. melanogaster* et *D. simulans*. *Genetica*, **59**, 145-150.
- MOORE J.A., 1952. Competition between *D. melanogaster* and *D. simulans*. I: Population cage experiments. *Evolution*, **6**, 407-420.
- MOTH J.J., 1974. Density, frequency and interspecific competition: fertility of *D. simulans* and *D. melanogaster*. *Oecologia* (Berl.), **14**, 237-246.
- PARSONS P.A., 1975. The comparative evolutionary biology of the sibling species *D. melanogaster* and *D. simulans*. *Q. Rev. Biol.*, **50**, 151-169.
- PARSONS P.A., 1977. Genotype-temperature interaction for longevity in natural populations of *D. simulans*. *Exp. Gerontol.*, **12**, 241-244.
- PARSONS P.A., 1978. The effect of genotype and temperature on longevity in natural populations of *D. melanogaster*. *Exp. Gerontol.*, **13**, 167-169.
- PEARL R., ALLAN A.L., PENNIMAN W.B.D., 1926. Culture media for *Drosophila*: a new medium and its influence on fertility at different densities of population. *Am. Nat.*, **60**, 357-366.
- ROCHA PITE M.T., 1980. *Stratégies adaptatives et biologie des populations de drosophilides de quelques habitats typiques du Portugal*. Thèse de Doctorat d'État. Paris.
- SAMEOTO D.D., MILLER R.S., 1966. Factors controlling the productivity of *D. melanogaster* and *D. simulans*. *Ecology*, **47**, 695-704.
- SANG J.H., MC DONALD J.M., GORDON C., 1949. The ecological determinants of population growth in *Drosophila* culture. *Physiol. Zool.*, **22**, 210-223.
- TANTAWY A.O., MALLAH G.S., 1961. Studies on natural populations of *Drosophila*. I. Heat resistance and geographical variations in *D. melanogaster* and *D. simulans*. *Evolution*, **15**, 1-14.
- TANTAWY A.O., SOLIMAN M.H., 1967. Studies on natural populations of *Drosophila*. VI. Competition between *D. melanogaster* and *D. simulans*. *Evolution*, **21**, 34-40.

- TANTAWY A.O., MOURAD A.M., DAWOOD M.M., EL-DABBAGH H., 1976. Studies on natural populations of *Drosophila*. XVIII. Response to selection for high productivity in *Drosophila melanogaster* and *Drosophila simulans* and their interspecific competition. *Egypt. J. Genet. Cytol.*, **5**, 1-14.
- WALLACE B., 1974. Studies on intra and interspecific competition in *Drosophila*. *Ecology*, **55**, 227-244.