

Official Statistics Release

Policy area:	Further education and skills inspections and outcomes
Theme:	Education, children's services and skills
Published on:	5 December 2013
Coverage:	England
Period covered:	1 September 2012 to 31 August 2013
Status:	Provisional
Issued by:	Office for Standards in Education, Children's Services and Skills (Ofsted) 125 Kingsway London WC2B 6SE
Chief Statistician:	Rob Pike
Statistician:	Jo Parkman
Public enquiries:	enquiries@ofsted.gov.uk
Press enquiries:	pressenquiries@ofsted.gov.uk
Link to official statistics release web page:	http://www.ofsted.gov.uk/resources/official-statistics-further-education-and-skills-inspections-and-outcomes
Publication medium:	Ofsted website
Publication frequency:	Annual

Contents

Introduction	4
Key findings	4
Chart 1: Overall effectiveness of further education and skills providers inspected between 1 September 2012 and 31 August 2013, percentage (final)	6
Chart 2: Proportion of previously grade 3 further education and skills providers that improved, declined or stayed the same at their next inspection at 31 August 2013 percentage (final).....	7
Chart 3: Key inspection judgements of further education and skills providers inspected between 1 September 2012 and 31 August 2013, percentage (final)	8
Chart 4: Overall effectiveness of all further education and skills providers inspected at 31 August 2013, percentage (provisional)	9
Chart 5: Overall effectiveness of colleges inspected between 1 September 2005 and 31 August 2013, by academic year, percentage (final)	10
Chart 5a: Overall effectiveness of independent learning providers inspected between 1 September 2007 and 31 August 2013, by academic year, percentage (final)	11
Chart 5b: Overall effectiveness of community learning and skills providers inspected between 1 September 2007 and 31 August 2013, by academic year, percentage (final)	12
Chart 6: Most recent overall effectiveness of further education and skills providers inspected at 31 August 2013 compared to the most recent overall effectiveness at 31 August 2012, 31 August 2011 and 31 August 2010, percentage (provisional).....	13
Table 1: Number of further education and skills providers inspected between 1 September 2012 and 31 August 2013, by provider and inspection type (final)	14
Table 2: Inspection outcomes of further education and skills providers inspected between 1 September 2012 and 31 August 2013 (final).....	15
Table 2a: Inspection outcomes of colleges inspected between 1 September 2012 and 31 August 2013 (final)	16
Table 2b: Inspection outcomes of general further education colleges/tertiary college inspected between 1 September 2012 and 31 August 2013 (final)	17
Table 2c: Inspection outcomes of sixth form colleges inspected between 1 September 2012 and 31 August 2013 (final)	18

Table 2d: Inspection outcomes of independent specialist colleges inspected between 1 September 2012 and 31 August 2013 (final).....	19
Table 2e: Inspection outcomes of higher education institutions inspected between 1 September 2012 and 31 August 2013 (final). Inspection judgements relate to the further education provision only, and not providers as a whole.....	20
Table 2f: Inspection outcomes of dance and drama colleges inspected between 1 September 2012 and 31 August 2013 (final). Inspection judgements relate to the provision of the Dance and Drama Awards scheme only and not providers as a whole.....	21
Table 2g: Inspection outcomes of National Careers Service providers inspected between 1 September 2012 and 31 August 2013 (final).....	22
Table 2h: Inspection outcomes of independent learning providers inspected between 1 September 2012 and 31 August 2013 (final)	23
Table 2i: Inspection outcomes of community learning and skills providers inspected between 1 September 2012 and 31 August 2013 (final).....	24
Table 2j: Inspection outcomes of prison and young offender institutions from reports published between 1 September 2012 and 31 August 2013 (final).....	25
Table 3: Further education and skills providers judged outstanding between 1 September 2012 and 31 August 2013 (final)	26
Table 4: Further education and skills providers judged inadequate between 1 September 2012 and 31 August 2013 (final)	27
Impact of revisions on key points of previous publication	28
Methodology	28
Glossary	30

Introduction

1. On 1 September 2013 learning and skills was renamed further education and skills. This official statistics release reports on inspections of further education and skills providers that occurred between 1 September 2012 and 31 August 2013. Providers were inspected against the *Common inspection framework for further education and skills 2012*. This framework sets out the judgements that inspectors will make during inspection and the principles that apply to further education and skills inspections under the Education and Inspections Act 2006. The inspection framework can be found at www.ofsted.gov.uk/resources/120062.
2. There are four main areas against which a provider is assessed:
 - a. Overall effectiveness
 - b. Outcomes for learners
 - c. The quality of teaching, learning and assessment
 - d. The effectiveness of leadership and management
3. There are four judgements a provider can receive against these areas: outstanding, good, requires improvement and inadequate. Further information can be found on the Ofsted website: www.ofsted.gov.uk/resources/120062.
4. The overall aim of inspection is to evaluate how efficiently and effectively the education and training provision meets learners' needs. Inspection arrangements – together with other government initiatives – are intended to speed up improvement in the quality of the further education and skills sector.
5. Data on inspection outcomes as at 31 August 2013 use provisional data to identify providers wholly or partly funded by the Skills Funding Agency (SFA) or the Education Funding Agency (EFA) in 2012/13.
6. Additional tables providing more detailed breakdowns are available here: <http://www.ofsted.gov.uk/resources/official-statistics-further-education-and-skills-inspections-and-outcomes>

Key findings

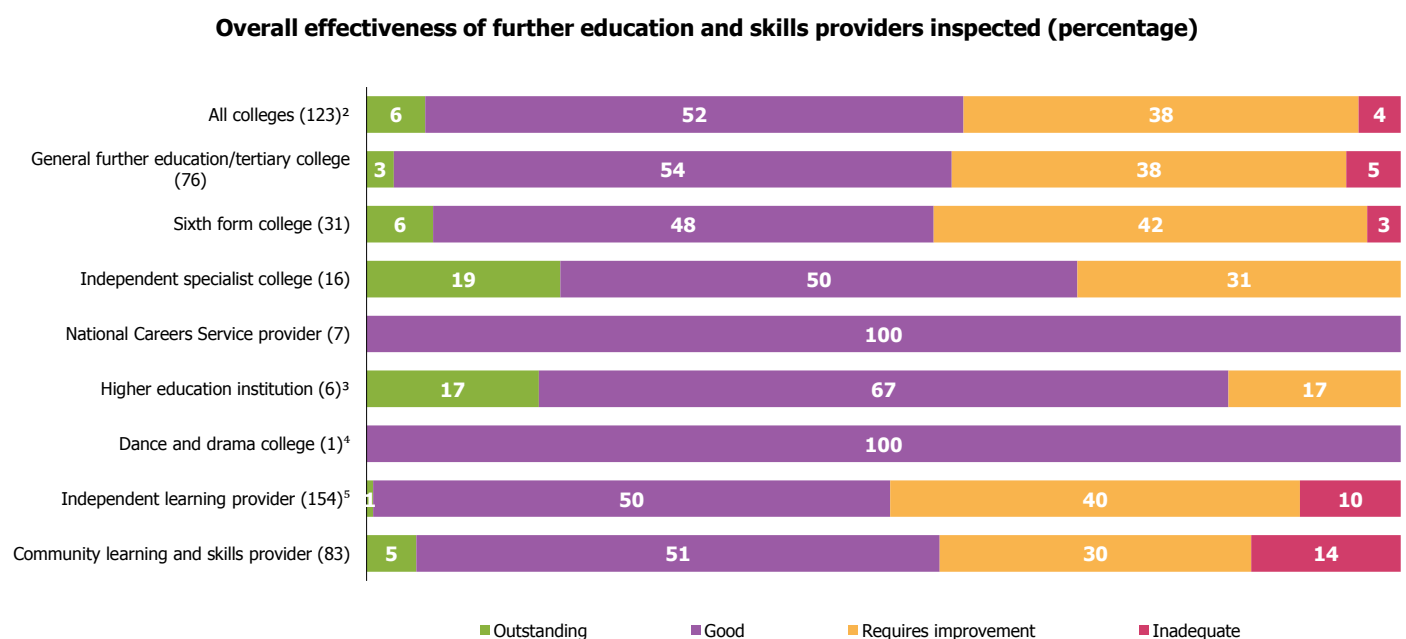
- From 1 September 2012 Ofsted has been inspecting against a new common inspection framework. Between 1 September 2012 and 31 August 2013, there have been 360 inspections of further education and skills providers. This consisted of 123 inspections of colleges, 154 inspections of independent learning providers and 83 inspections of community learning and skills providers. Ofsted has also undertaken seven inspections of National Careers Service providers, six inspections of further education in higher education institutions and one of a Dance and Drama award. Ofsted also contributed to the inspection of 38 prison and young offender institutions where the reports were published between 1 September 2012 and 31 August 2013.

- Ofsted continues to select a proportion of providers for inspection based on concerns about their current performance. Between 1 September 2012 and 31 August 2013, 28% of the providers inspected were selected for this reason. This is lower than the 35% selected as a result of a risk assessment in the previous year.
- During the period 1 September 2012 to 31 August 2013, 12 providers (three per cent) were judged outstanding, consisting of three independent specialist colleges, two sixth form colleges, two general further education (GFE) colleges, four community learning and skills providers and one independent learning provider¹. However, 32 providers (nine per cent) were judged inadequate.
- GFE colleges are the largest providers of further education and skills in terms of their learner numbers. Between 1 September 2012 and 31 August 2013 Ofsted inspected 76 such colleges. Of these, three per cent were outstanding, over half were judged good, 38% as requires improvement and five per cent inadequate.
- Ofsted's new approach to grading identifies grade 3 providers as 'requires improvement'. The proportion of previously grade 3 providers improving at their most recent inspection is increasing steadily. During the inspection year 2012/13 around half of those providers previously judged as satisfactory have improved at their latest inspection. This improvement has remained steady throughout the inspection year.
- Ofsted has increased the focus on the quality of teaching and learning in its new framework. Of the 360 inspections carried out in this reporting period, 13 providers were judged outstanding for this aspect of their provision.
- The new framework is increasing the challenge for some types of provider. Independent learning providers continue to cause concern as 10% of those inspected between 1 September 2012 and 31 August 2013 were found to be inadequate. Community learning and skills providers were the weakest sector as 14% of those inspected between 1 September 2012 and 31 August 2013 were judged inadequate.

¹ Ofsted also judged the further education provision in one higher education institution to be outstanding.

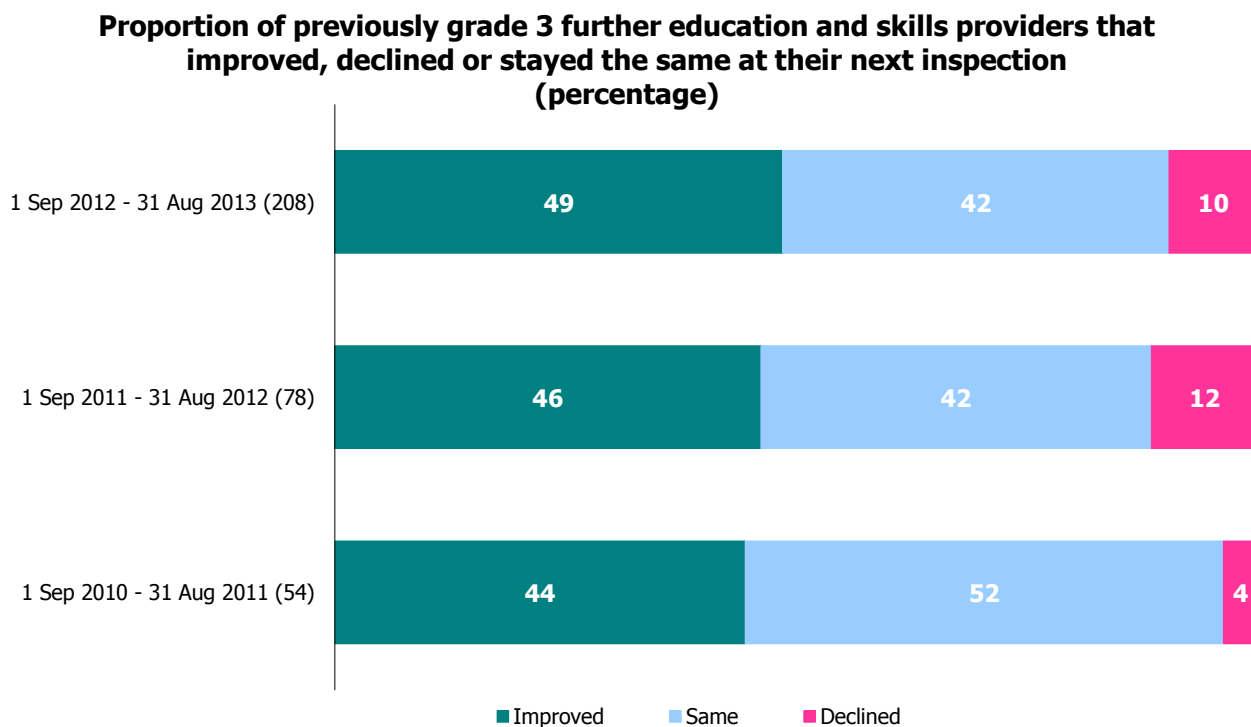
Summary of the inspection year 2012/13

Chart 1: Overall effectiveness of further education and skills providers inspected between 1 September 2012 and 31 August 2013, percentage (final)¹



1. Percentages are rounded and may not add to exactly 100. Percentages should be viewed with caution where the number of providers is small.
2. Includes general further education college/tertiary college, sixth form college, specialist further education college and independent specialist college.
3. Overall effectiveness grades relate to further education provision only.
4. Overall effectiveness grades relate to the Dance and Drama Awards scheme only.
5. Includes employer providers.

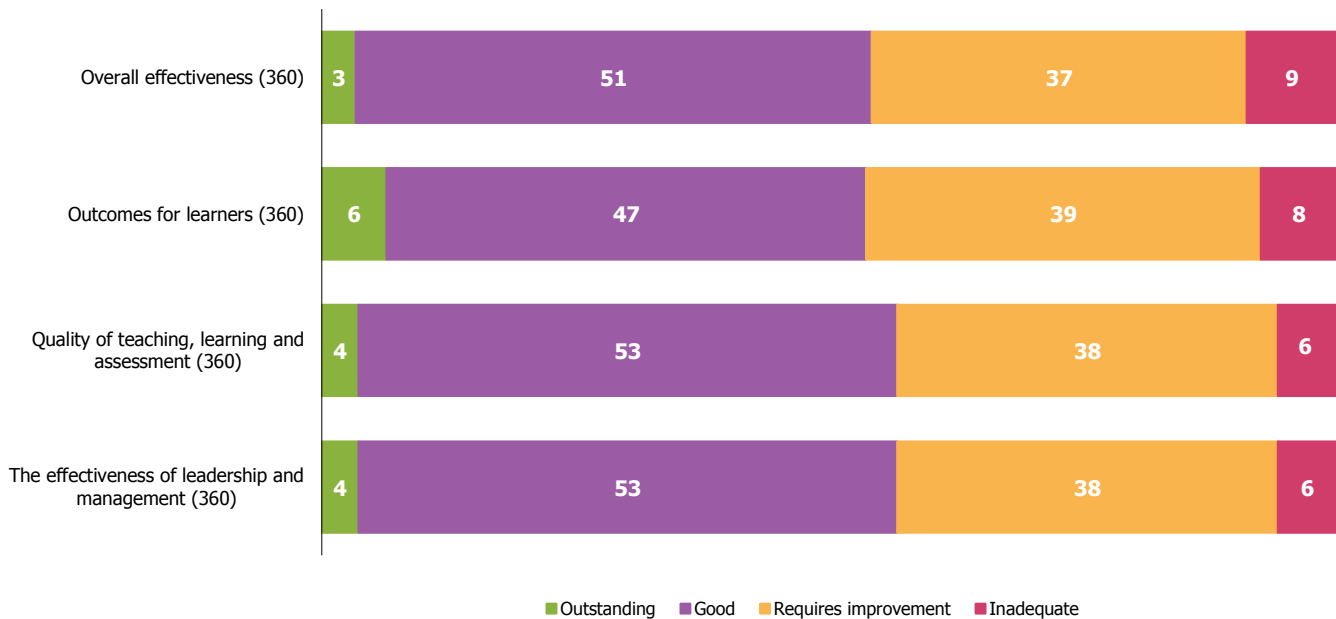
Chart 2: Proportion of previously grade 3 further education and skills providers that improved, declined or stayed the same at their next inspection at 31 August 2013 percentage (final) ^{1 2 3}



1. Percentages are rounded and may not add to exactly 100. Percentages should be viewed with caution where the number of providers is small.
2. As of 1 September 2012, further education and skills providers with the inspection outcome of grade 3 have been judged as requires improvement. Prior to September 2012, further education providers with an inspection outcome of grade 3 were judged as satisfactory.
3. Includes general further education/tertiary college (including specialist further education college), sixth form college, independent specialist college, independent learning provider (including employer providers) and community learning and skills providers.

Chart 3: Key inspection judgements of further education and skills providers inspected between 1 September 2012 and 31 August 2013, percentage (final) ^{1 2}

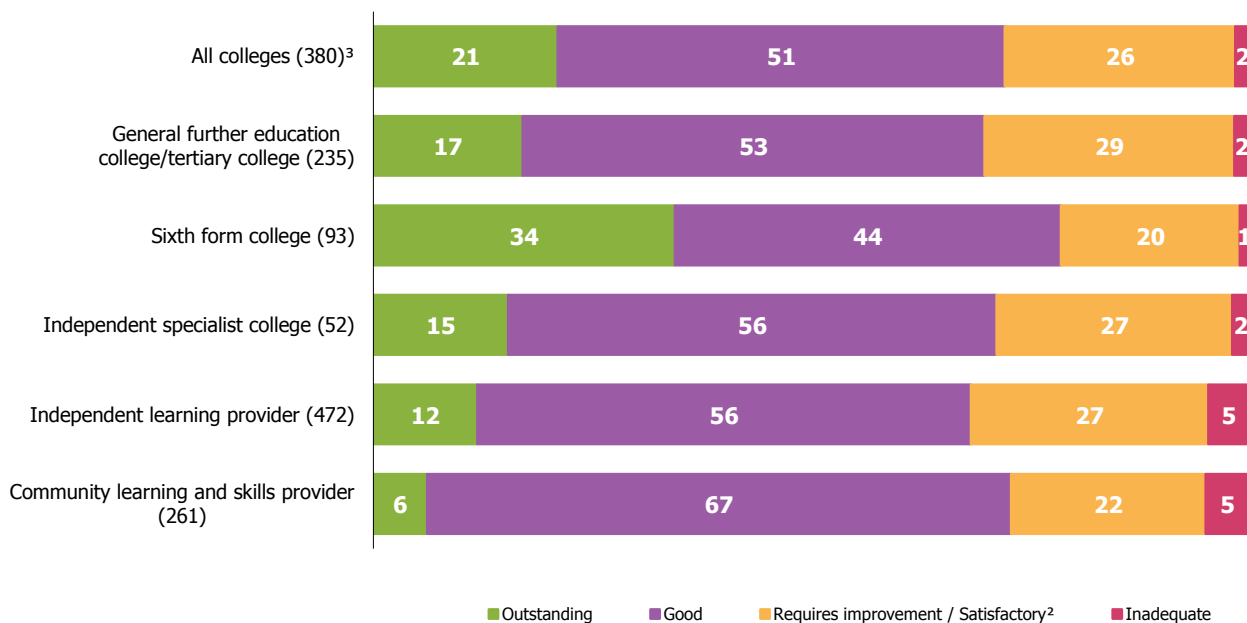
Key inspection judgements of further education and skills providers inspected (percentage)



1. Percentages are rounded and may not add to exactly 100. Percentages should be viewed with caution where the number of providers is small.
 2. Includes general further education/tertiary college (including specialist further education college), sixth form college, independent specialist college, independent learning provider (including employer provider) and community learning and skills provider.

Chart 4: Overall effectiveness of all further education and skills providers inspected at 31 August 2013, percentage (provisional) ¹

Overall effectiveness of all further education and skills providers inspected (percentage)



1. Percentages are rounded and may not add to exactly 100. Percentages should be viewed with caution where the number of providers is small.
 2. As of 1 September 2012, further education and skills providers with the inspection outcome of grade 3 have been judged as requires improvement. Prior to September 2012, further education and skills providers with an inspection outcome of grade 3 were judged as satisfactory.
 3. Includes general further education college/tertiary college, sixth form college, specialist further education college and independent specialist college.

- At 31 August 2013, there were 380 colleges which had received an Ofsted inspection and were in receipt of funding². Variations exist amongst the overall effectiveness for different types of college. Sixth form colleges continue to have the highest proportion of providers currently judged to be outstanding and now also have the lowest proportion of inadequate providers.
- At 31 August 2013, 472 independent learning providers had received an Ofsted inspection and were in receipt of funding. Whilst the proportion found to require improvement was

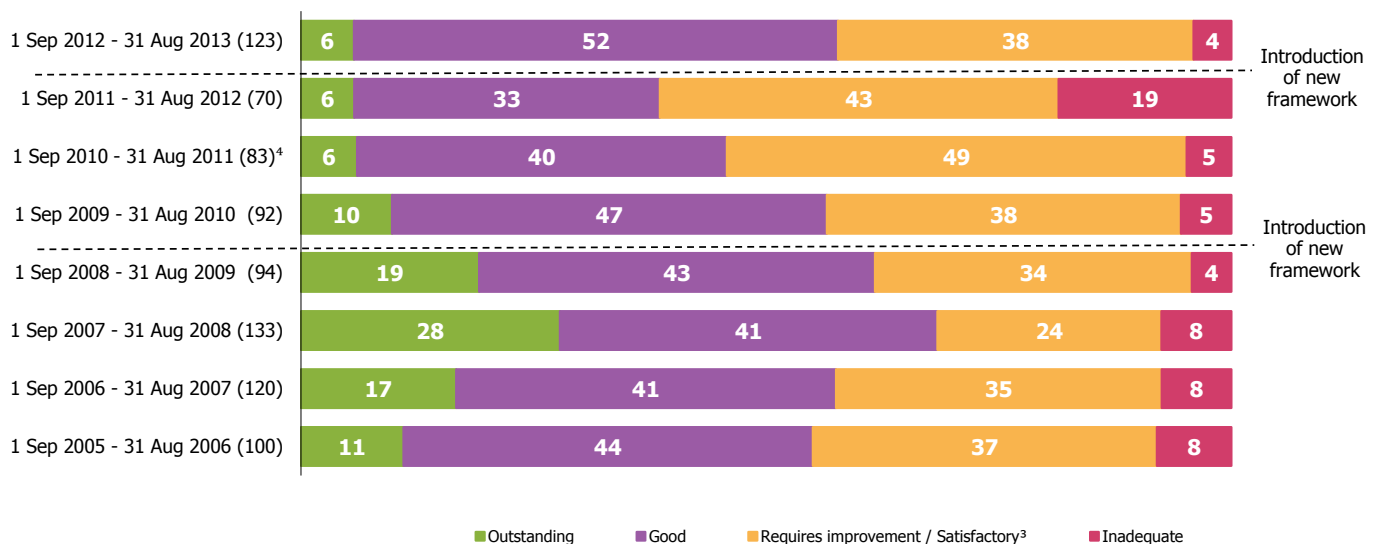
²The Common Inspection Framework applies to the inspection of provision either wholly or partly funded by the Skills Funding Agency (SFA) or Education Funding Agency (EFA). For colleges this includes general further education/tertiary colleges, specialist further education colleges, sixth form colleges and independent specialist colleges.

similar to that for colleges, independent learning providers continue to have a much smaller proportion of outstanding providers compared to colleges.

- At 31 August 2013, 261 community learning and skills providers had received an Ofsted inspection and were in receipt of funding. Performance at the local authorities and designated specialist institutions was good and outstanding at 81%. Not-for-profit or charitable providers performed less well, where only 60% were good and outstanding. These providers continue to have the lowest proportion of outstanding provision at only six per cent although a high proportion, 67%, are good. Community learning and skills providers, in common with independent learning providers, have the largest proportion of inadequate providers, at five per cent.

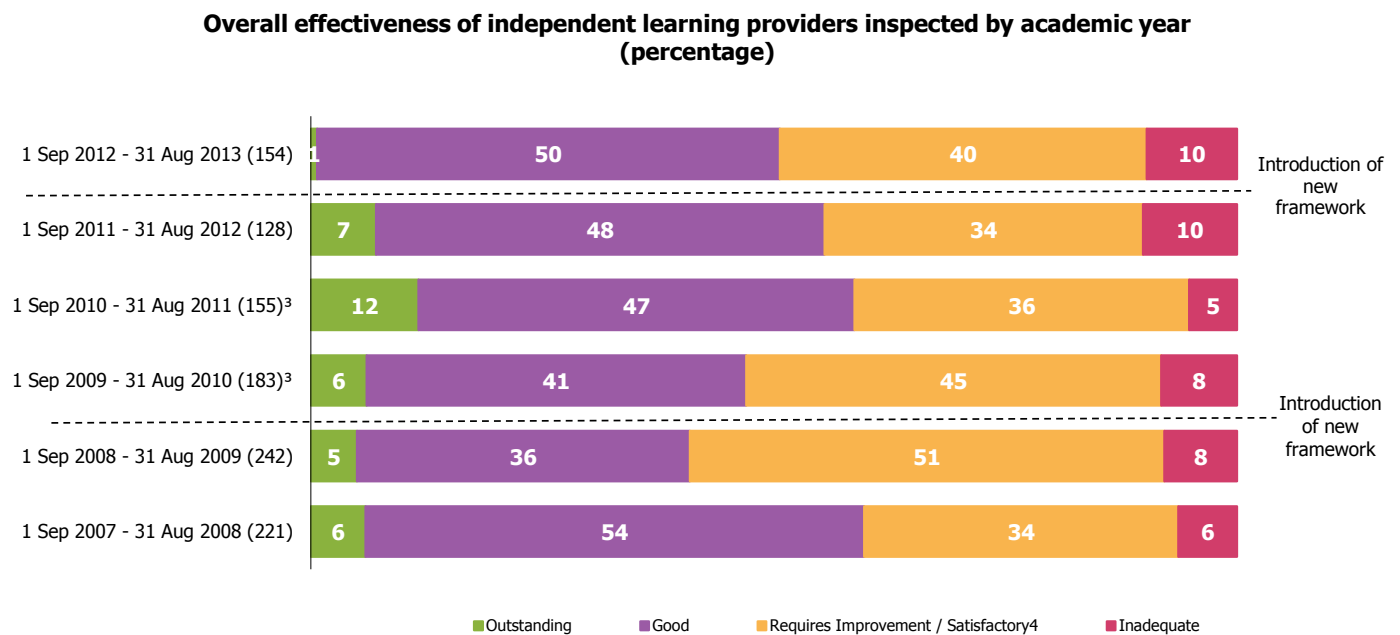
Chart 5: Overall effectiveness of colleges inspected between 1 September 2005 and 31 August 2013, by academic year, percentage (final) ^{1 2}

Overall effectiveness of colleges inspected by academic year (percentage)



1. Percentages are rounded and may not add to exactly 100. Percentages should be viewed with caution where the number of providers is small.
 2. Includes general further education/tertiary college (including specialist further education), sixth form college and independent specialist college.
 3. As of 1 September 2012, further education and skills providers with the inspection outcome of grade 3 have been judged as requires improvement. Prior to September 2012, further education and skills providers with an inspection outcome of grade 3 were judged as satisfactory.
 4. Data vary slightly to that reported in previous years due to Ofsted's change in provider types.

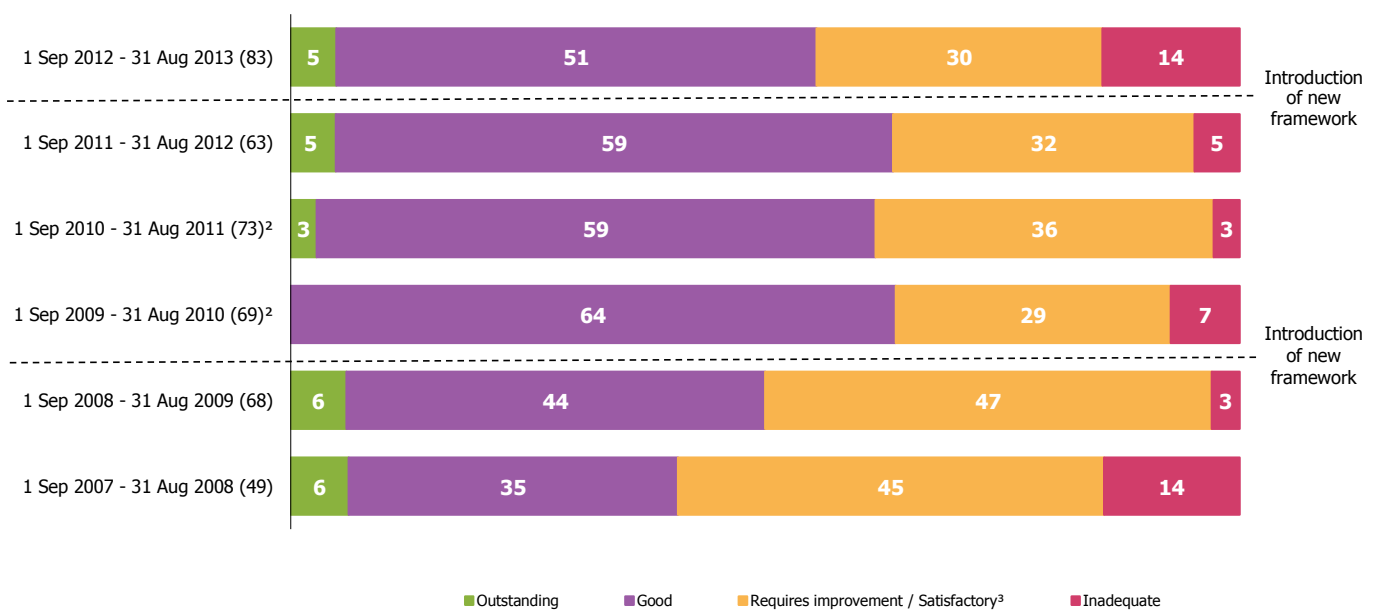
Chart 5a: Overall effectiveness of independent learning providers inspected between 1 September 2007 and 31 August 2013, by academic year, percentage (final) ^{1 2 3}



1. Percentages are rounded and may not add to exactly 100. Percentages should be viewed with caution where the number of providers is small.
2. Includes employer providers.
3. Data vary slightly to that reported in previous years due to Ofsted's change in provider types.
4. As of 1 September 2012, further education and skills providers with the inspection outcome of grade 3 have been judged as requires improvement. Prior to September 2012, further education and skills providers with an inspection outcome of grade 3 were judged as satisfactory.

Chart 5b: Overall effectiveness of community learning and skills providers inspected between 1 September 2007 and 31 August 2013, by academic year, percentage (final) ^{1 2}

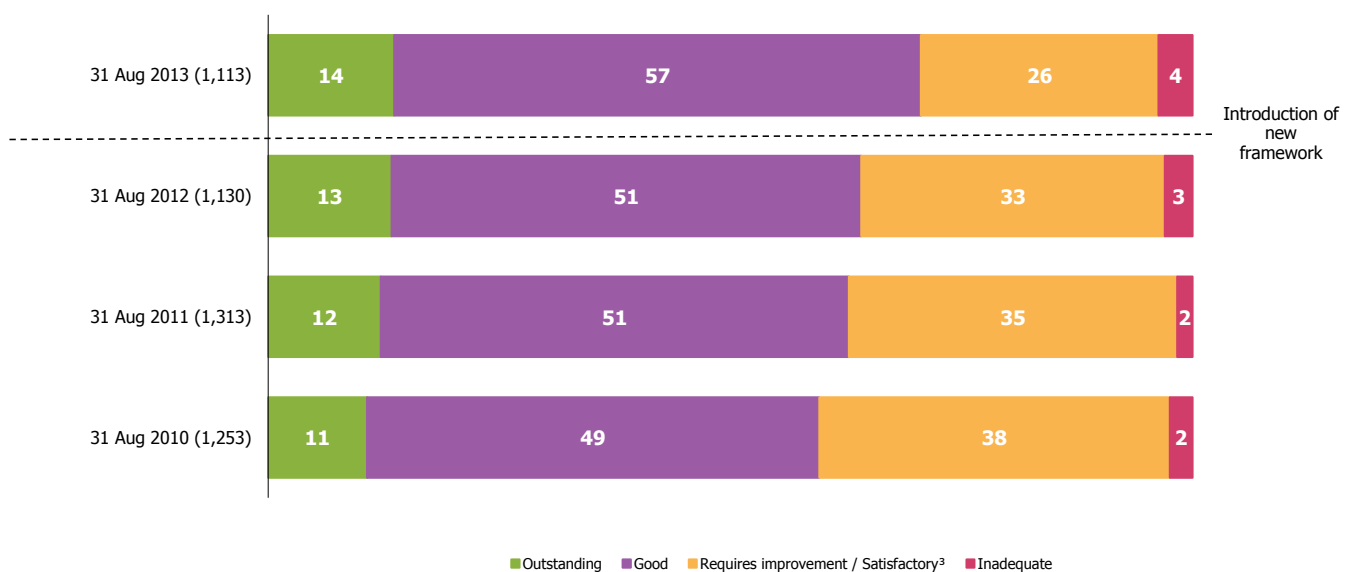
Overall effectiveness of community learning and skills learning providers inspected (percentage)



1. Percentages are rounded and may not add to exactly 100. Percentages should be viewed with caution where the number of providers is small.
 2. Data vary slightly to that reported in previous years due to Ofsted's change in provider types.
 3. As of 1 September 2012, further education and skills providers with the inspection outcome of grade 3 have been judged as requires improvement. Prior to September 2012, further education providers with an inspection outcome of grade 3 were judged as satisfactory.

Chart 6: Most recent overall effectiveness of further education and skills providers inspected at 31 August 2013 compared to the most recent overall effectiveness at 31 August 2012, 31 August 2011 and 31 August 2010, percentage (provisional) ^{1 2}

Most recent overall effectiveness of further education and skills providers inspected over time (percentage)



1. Percentages are rounded and may not add to exactly 100. Percentages should be viewed with caution where the number of providers is small.
 2. Includes general further education/tertiary college (including specialist further education college), sixth form college, independent specialist college, independent learning provider (including employer providers), and community learning and skills providers.
 3. As of 1 September 2012, further education and skills providers with the inspection outcome of grade 3 have been judged as requires improvement. Prior to September 2012, further education providers with an inspection outcome of grade 3 were judged as satisfactory.

Table 1: Number of further education and skills providers inspected between 1 September 2012 and 31 August 2013, by provider and inspection type (final)

Inspection activity	All further education and skills	All colleges ¹	Further education in higher education institutions ²	Dance and Drama colleges ³	National Careers Service	Independent learning provider ⁴	Community learning and skills provider	Prisons ⁵
Full inspections	393	111	6	1	7	147	83	38
Re-inspections	19	12	0	0	0	7	0	0
Monitoring visits	2	1	0	0	0	0	1	0
Re-inspection monitoring visits	17	7	0	0	0	7	3	0
Total	431	131	6	1	7	161	87	38

Source: Ofsted

1. Includes general further education college/tertiary college, sixth form college, specialist further education college and independent specialist college.

2. Inspection of further education provision only, not providers as a whole.

3. Inspection of the Dance and Drama Awards scheme only, not providers as a whole.

4. Includes employer providers.

5. Prison inspections where the report has been published within the reporting period.

Table 2: Inspection outcomes of further education and skills providers inspected between 1 September 2012 and 31 August 2013 (final) ^{1 2}

	Total number inspected	Outstanding		Good		Requires Improvement		Inadequate	
		Number	%	Number	%	Number	%	Number	%
Overall effectiveness	360	12	3	183	51	133	37	32	9
Outcomes for learners	360	23	6	170	47	140	39	27	8
The quality of teaching, learning and assessment	360	13	4	191	53	135	38	21	6
The effectiveness of leadership and management	360	21	6	177	49	130	36	32	9

Source: Ofsted

1. Percentages are rounded and may not add to 100. Where the number of inspections is small, percentages should be treated with caution.

2. Includes general further education/tertiary college (including specialist further education college), sixth form college, independent specialist college, independent learning provider (including employer provider) and community learning and skills provider.

Table 2a: Inspection outcomes of colleges inspected between 1 September 2012 and 31 August 2013 (final) ^{1 2}

	Total number inspected	Outstanding		Good		Requires Improvement		Inadequate	
		Number	%	Number	%	Number	%	Number	%
Overall effectiveness	123	7	6	64	52	47	38	5	4
Outcomes for learners	123	8	7	52	42	55	45	8	7
The quality of teaching, learning and assessment	123	7	6	67	54	46	37	3	2
The effectiveness of leadership and management	123	11	9	64	52	43	35	5	4

Source: Ofsted

1. Includes general further education college/tertiary college (including specialist further education colleges), sixth form college and independent specialist college.

2. Percentages are rounded and may not add to 100. Where the number of inspections is small, percentages should be treated with caution.

Table 2b: Inspection outcomes of general further education colleges/tertiary college inspected between 1 September 2012 and 31 August 2013 (final) ^{1 2}

	Total number inspected	Outstanding		Good		Requires Improvement		Inadequate	
		Number	%	Number	%	Number	%	Number	%
Overall effectiveness	76	2	3	41	54	29	38	4	5
Outcomes for learners	76	2	3	31	41	36	47	7	9
The quality of teaching, learning and assessment	76	2	3	44	58	27	36	3	4
The effectiveness of leadership and management	76	6	8	41	54	26	34	3	4

Source: Ofsted

1. Includes specialist further education college.

2. Percentages are rounded and may not add to 100. Where the number of inspections is small, percentages should be treated with caution.

Table 2c: Inspection outcomes of sixth form colleges inspected between 1 September 2012 and 31 August 2013 (final) ¹

	Total number inspected	Outstanding		Good		Requires Improvement		Inadequate	
		Number	%	Number	%	Number	%	Number	%
Overall effectiveness	31	2	6	15	48	13	42	1	3
Outcomes for learners	31	2	6	12	39	16	52	1	3
The quality of teaching, learning and assessment	31	2	6	15	48	14	45	0	0
The effectiveness of leadership and management	31	2	6	16	52	11	35	2	6

Source: Ofsted

1. Percentages are rounded and may not add to 100. Where the number of inspections is small, percentages should be treated with caution.

Table 2d: Inspection outcomes of independent specialist colleges inspected between 1 September 2012 and 31 August 2013 (final) ¹

	Total number inspected	Outstanding		Good		Requires Improvement		Inadequate	
		Number	%	Number	%	Number	%	Number	%
Overall effectiveness	16	3	19	8	50	5	31	0	0
Outcomes for learners	16	4	25	9	56	3	19	0	0
The quality of teaching, learning and assessment	16	3	19	8	50	5	31	0	0
The effectiveness of leadership and management	16	3	19	7	44	6	38	0	0

Source: Ofsted

1. Percentages are rounded and may not add to 100. Where the number of inspections is small, percentages should be treated with caution.

Table 2e: Inspection outcomes of higher education institutions inspected between 1 September 2012 and 31 August 2013 (final)¹

Inspection judgements relate to the further education provision only, and not providers as a whole.

	Total number inspected	Outstanding		Good		Requires Improvement		Inadequate	
		Number	%	Number	%	Number	%	Number	%
Overall effectiveness	6	1	17	4	67	1	17	0	0
Outcomes for learners	6	2	33	3	50	1	17	0	0
The quality of teaching, learning and assessment	6	1	17	4	67	1	17	0	0
The effectiveness of leadership and management	6	0	0	3	50	3	50	0	0

Source: Ofsted

1. Percentages are rounded and may not add to 100. Where the number of inspections is small, percentages should be treated with caution.

Table 2f: Inspection outcomes of dance and drama colleges inspected between 1 September 2012 and 31 August 2013 (final).¹

Inspection judgements relate to the provision of the Dance and Drama Awards scheme only and not providers as a whole.

	Total number inspected	Outstanding		Good		Requires Improvement		Inadequate	
		Number	%	Number	%	Number	%	Number	%
Overall effectiveness	1	0	0	1	100	0	0	0	0
Outcomes for learners	1	0	0	1	100	0	0	0	0
The quality of teaching, learning and assessment	1	0	0	1	100	0	0	0	0
The effectiveness of leadership and management	1	0	0	1	100	0	0	0	0

Source: Ofsted

1. Where the number of inspections is small, percentages should be treated with caution.

Table 2g: Inspection outcomes of National Careers Service providers inspected between 1 September 2012 and 31 August 2013 (final)¹

	Total number inspected	Outstanding		Good		Requires Improvement		Inadequate	
		Number	%	Number	%	Number	%	Number	%
Overall effectiveness	7	0	0	7	100	0	0	0	0
Outcomes for learners	7	0	0	3	43	4	57	0	0
The quality of teaching, learning and assessment	7	0	0	7	100	0	0	0	0
The effectiveness of leadership and management	7	0	0	7	100	0	0	0	0

Source: Ofsted

1. Percentages are rounded and may not add to 100. Where the number of inspections is small, percentages should be treated with caution.

Table 2h: Inspection outcomes of independent learning providers inspected between 1 September 2012 and 31 August 2013 (final) ^{1 2}

	Total number inspected	Outstanding		Good		Requires Improvement		Inadequate	
		Number	%	Number	%	Number	%	Number	%
Overall effectiveness	154	1	1	77	50	61	40	15	10
Outcomes for learners	154	9	6	76	49	58	38	11	7
The quality of teaching, learning and assessment	154	1	1	82	53	60	39	11	7
The effectiveness of leadership and management	154	2	1	77	50	59	38	16	10

Source: Ofsted

1. Percentages are rounded and may not add to 100. Where the number of inspections is small, percentages should be treated with caution.

2. Includes employer providers.

Table 2i: Inspection outcomes of community learning and skills providers inspected between 1 September 2012 and 31 August 2013 (final) ¹

	Total number inspected	Outstanding		Good		Requires Improvement		Inadequate	
		Number	%	Number	%	Number	%	Number	%
Overall effectiveness	83	4	5	42	51	25	30	12	14
Outcomes for learners	83	6	7	42	51	27	33	8	10
The quality of teaching, learning and assessment	83	5	6	42	51	29	35	7	8
The effectiveness of leadership and management	83	8	10	36	43	28	34	11	13

Source: Ofsted

1. Percentages are rounded and may not add to 100. Where the number of inspections is small, percentages should be treated with caution.

Table 2j: Inspection outcomes of prison and young offender institutions from reports published between 1 September 2012 and 31 August 2013 (final) ^{1 2}

	Total number inspected	Outstanding		Good		Requires Improvement		Inadequate	
		Number	%	Number	%	Number	%	Number	%
Achievements of prisoners engaged in learning and skills and work (outcomes for learners)	38	1	3	22	58	14	37	1	3
Quality of learning and skills and work provision (quality of provision)	38	1	3	16	42	17	45	4	11
Leadership and management of learning and skills and work (leadership and management)	38	0	0	16	42	15	39	7	18

Source: Ofsted

1. Percentages are rounded and may not add to 100. Where the number of inspections is small, percentages should be treated with caution.

2. Approximate equivalent judgement in the *Common inspection framework for further education and skills* is shown in brackets.

Table 3: Further education and skills providers judged outstanding between 1 September 2012 and 31 August 2013 (final)

URN	Provider name	Type of provider	Date of inspection
130669	Brighton Hove and Sussex Sixth Form College	Sixth form college	12/10/2012
51170	CITB- ConstructionSkills	Community learning and skills provider	30/11/2012
131860	David Lewis College	Independent specialist college	22/03/2013
51510	Defence Equipment & Support, Defence Munitions (DM) Gosport	Independent learning provider-employer	22/11/2012
131892	Foxes Academy	Independent specialist college	16/05/2013
135659	Rochdale Sixth Form College	Sixth form college	08/03/2013
139218	Seashell Trust	Independent specialist college	05/07/2013
130849	Swindon College	General further education/tertiary college	01/03/2013
133844	The Manchester Metropolitan University ¹	Higher education institution	07/12/2012
55051	The Training and Learning Company	Community learning and skills provider	12/07/2013
130403	The Working Men's College	Community learning and skills provider	22/03/2013
55258	Walsall Adult And Community College	Community learning and skills provider	07/12/2012
130483	Walsall College	General further education/tertiary college	15/02/2013

Source: Ofsted

1. Judgement relates to the further education provision only, not provider as a whole.

Table 4: Further education and skills providers judged inadequate between 1 September 2012 and 31 August 2013 (final)

URN	Provider name	Type of provider	Date of inspection
50083	A4e Ltd	Independent learning provider	08/02/2013
58173	Above Bar College Limited	Independent learning provider	30/11/2012
50342	Acton Training Centre Limited	Community learning and skills provider	07/06/2013
58356	Arcanum Solutions Ltd	Independent learning provider	05/10/2012
50524	Arthur Rank Training Unit	Community learning and skills provider	28/09/2012
50638	Bedford Training Group Limited	Community learning and skills provider	07/03/2013
57820	Booths	Independent learning provider-employer	26/10/2012
50933	Business Training Enterprise Ltd	Independent learning provider	22/03/2013
51071	Central Training UK Limited	Independent learning provider	21/09/2012
130473	City College Coventry	General further education/tertiary college	15/03/2013
131094	City of Bristol College	General further education/tertiary college	22/02/2013
130433	Coulsdon Sixth Form College	Sixth form college	18/01/2013
51627	EAGIT Ltd	Community learning and skills provider	07/06/2013
59038	Elmfield Training Ltd	Independent learning provider	07/06/2013
54837	Farriery Training Agency	Independent learning provider	22/02/2013
133053	Hillcroft College	Community learning and skills provider	17/12/2012
53295	Medway Council	Community learning and skills provider	08/02/2013
50228	Myrrh Limited	Community learning and skills provider	15/03/2013
50170	NACRO	Community learning and skills provider	22/02/2013
58439	Norfolk & Suffolk Care Support Limited	Independent learning provider	08/02/2013
53615	North West Training Council	Community learning and skills provider	21/09/2012
59068	Northgate Information Solutions UK Limited	Independent learning provider-employer	02/11/2012
58152	PRESET Charitable Trust	Community learning and skills provider	23/11/2012
58513	Prevista Ltd	Independent learning provider	21/06/2013
54364	Shire Training Workshops Limited	Independent learning provider	22/03/2013
130709	South Worcestershire College	General further education/tertiary college	26/10/2012
58199	Superdrug Stores PLC	Independent learning provider-employer	19/10/2012
51137	Surrey Hills Onward Learning	Community learning and skills provider	19/10/2012
130487	The City of Liverpool College	General further education/tertiary college	08/02/2013
55009	Tomorrow's People Trust Limited	Community learning and skills provider	12/07/2013
55065	Training for Travel Limited	Independent learning provider	16/08/2013
58132	Yorkshire Training Partnership Limited	Independent learning provider	30/11/2012

Source: Ofsted

Impact of revisions on key points of previous publication

The data for the period 1 April to 30 June 2013 include revised inspection outcomes for one provider and inspection outcomes for eight additional providers where the inspection report was not published by the cut off point 31 July 2013.

Methodology

1. The data in this release are from inspections undertaken between 1 September 2012 and 31 August 2013. These inspections were carried out under the *Common Inspection Framework for further education and skills*. Statistics relating to inspections carried out in this period are final.
2. The quarterly selection of further education and skills providers for inspection comprises three elements: compulsory inspections, inspections resulting from risk assessment, and a random selection:
 - The compulsory inspections are carried out for providers that have reached the end point of their inspection window (For example a good provider must be inspected every six years). New providers will also be subject to a compulsory inspection after their first year of operation but within three years.
 - The second element of the year's selection comprises providers selected through risk assessment. This risk assessment looks at a number of current performance measures, and also trends in these performance measures.
 - From September 2012, we will normally inspect providers awarded a grade of 'requires improvement' for overall effectiveness again within 12–18 months.
 - Finally, random selection is used to try to maintain a balance in the year's inspection programme, and resulting inspection judgements.

Only providers who consistently perform at a high level tend to reach the end point of their inspection window. Risk assessment enables Ofsted to optimise the use of resources, concentrating inspection activity in areas where it is likely to add most value. The result of using a risk based approach to selection is that inspection judgements for providers, in any given year, can look slightly more pessimistic than we know the national picture to be.

3. In September 2012 Ofsted introduced a new common inspection framework for further education and skills. For more information about the framework and how Ofsted inspects further education and skills providers, please go to the Ofsted website:

<http://www.ofsted.gov.uk/resources/common-inspection-framework-for-further-education-and-skills-2012>

4. Since 1 January 2012, Ofsted has not produced its own summary report for prison inspections. Ofsted continues to report within the HMI Prisons report and in line with the *Common Inspection Framework for further education and skills*. Ofsted statistics will now report on prison inspections which have been published within the reporting period of the official statistics. Further information on how Ofsted inspects prisoner education and training in the further education and skills sector can be found on the Ofsted website:

<http://www.ofsted.gov.uk/resources/handbook-for-inspection-of-learning-and-skills-training-for-young-adults-and-adults-custody>

5. Revisions are published in line with Ofsted's revisions policy for official statistics which can be found on the Ofsted website:

<http://www.ofsted.gov.uk/resources/statistical-notice-ofsted-revisions-policy-for-official-statistics>

Glossary

From September 2011 Ofsted categorises providers in the following ways:

Community learning and skills provider

Community learning and skills providers include local authorities, charities, voluntary, not-for-profit companies and community organisations, specialist designated institutions, and community interest companies. Their provision is diverse in character and aims to meet the needs and interests of a wide range of communities. Courses include those leading to qualifications; programmes leading to qualifications whilst in employment (such as apprenticeships); provision for informal adult learning; provision for social and personal development.

From 1 September 2012 Ofsted categorised adult and community learning providers as community learning and skills providers.

General further education college

General further education colleges offer a range of education and training opportunities for learners aged from 14 years upwards, including adults.

Higher education institution

Where higher education institutions offer further education courses these are subject to inspection by Ofsted.

Independent learning provider

A company which provides government funded education. The category independent learning provider includes employer providers who only offer government funded training to their own employees.

Independent specialist college

Independent specialist colleges provide education and training for students with complex learning difficulties and/or disabilities, whose learning needs cannot be met by their local college or provider.

National Careers Service

The National Careers Service was launched on 5 April 2012. It is available in England and provides information to those over the age of 13. The service is delivered by 11 prime contractors in 12 designated areas and the adult and young person's telephone services. National Careers Service

prime contractors are subject to an Ofsted inspection, including the adult and young people's telephone service.

Offender learning

Ofsted undertakes judicial service inspections in partnership with HMI Prisons. Ofsted HMI evaluate the quality of learning and skills in prisons, including young offender institutions and secure units for young people and also provision in community settings. Since 1 January 2012, Ofsted no longer publishes reports for prison and young offender institutions. These reports can now be found on the HMIP website:

<http://www.justice.gov.uk/about/hmi-prisons>

Ofsted contributes to a reduced number of judgements in these reports.

Sector subject areas

Sector subjects are grouped into 15 areas of learning. Each area of learning has a number of tier 2 subject areas. For example area of learning 7 retail and commercial enterprise, includes 7.4 hospitality and catering, 7.2 warehousing and 7.3a hairdressing and beauty therapy. Ofsted inspects teaching and learning in a sample of tier 2 subjects during full inspections and re-inspections.

A full list of sector subject areas can be found on the Ofqual website:

<http://www2.ofqual.gov.uk/standards/142-statistics-articles/429-sector-subject-area-classification-system-ssac>

Sixth form college

A sixth form college is an educational institution where students aged 16 to 18 typically study for advanced school-level qualifications, such as A-levels, or school-level qualifications such as GCSEs.

© Crown copyright

You may re-use this information (not including logos) free of charge in any format or medium, under the terms of the Open Government Licence. To view this licence, visit <http://www.nationalarchives.gov.uk/doc/open-government-licence/> or write to the Information Policy Team, The National Archives, Kew, London, TW9 4DU or e-mail: psi@nationalarchives.gsi.gov.uk