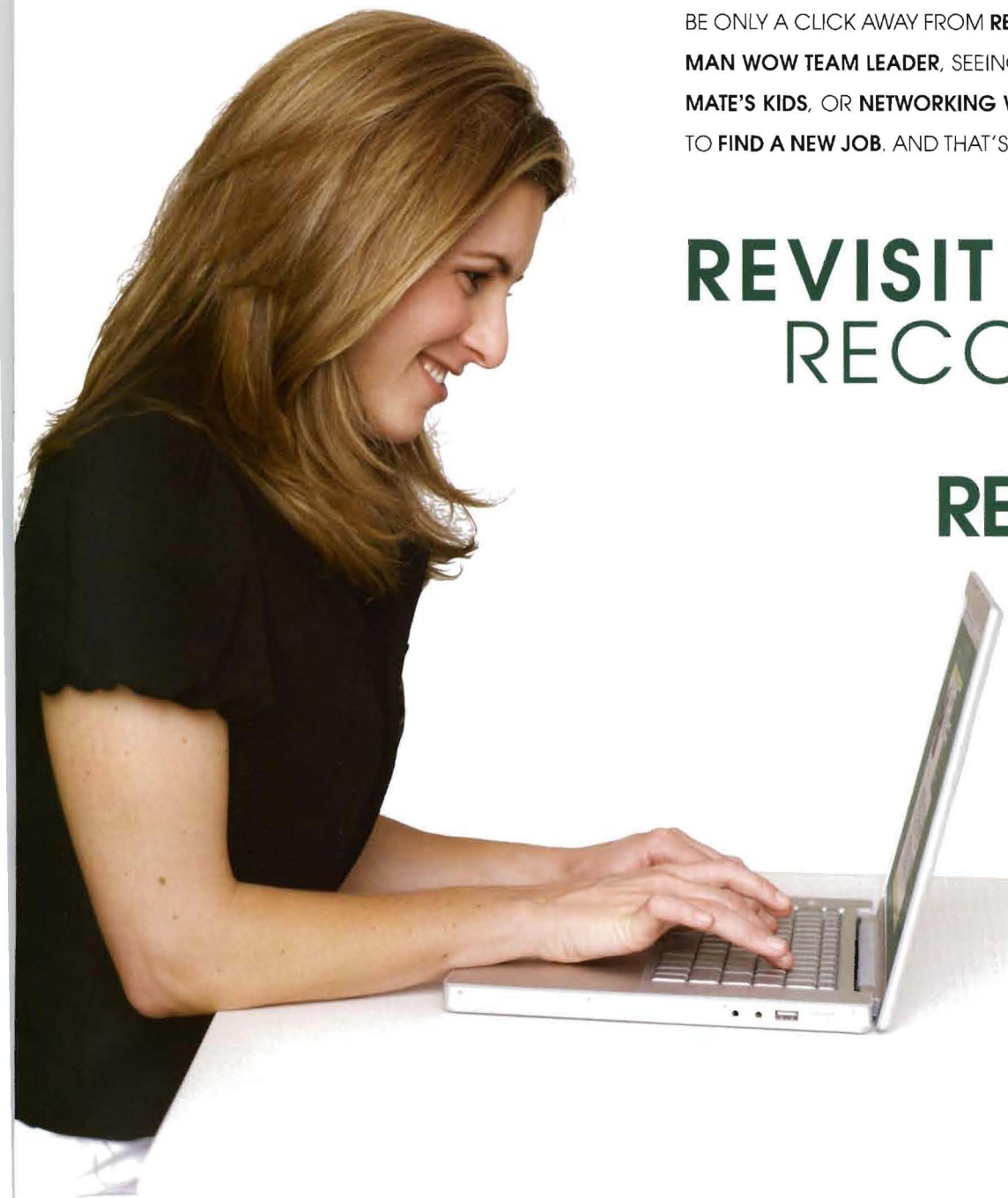


POLY

CAL POLY'S ONLINE COMMUNITY

POLYLINK, CAL POLY'S ONLINE COMMUNITY, IS HERE - A FREE, PRIVATE WEB SITE FOR ALL CAL POLY ALUMNI. JOIN AND YOU WILL BE ONLY A CLICK AWAY FROM RECONNECTING WITH YOUR FRESH-MAN WOW TEAM LEADER, SEEING PHOTOS OF YOUR OLD ROOM-MATE'S KIDS, OR NETWORKING WITH YOUR FORMER LAB PARTNER TO FIND A NEW JOB. AND THAT'S JUST THE BEGINNING OF THE FUN.

**REVISIT CAMPUS
RECONNECT
WITH
REDISCOVER**



LINK

BY LEAH KOLT

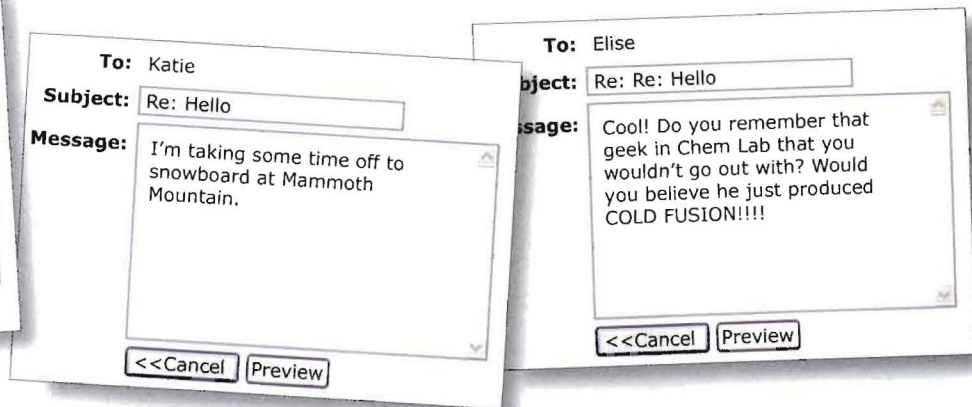
WWW.CALPOLYLINK.COM

SET UP YOUR PROFILE PAGE BY OCTOBER 15 AND YOU COULD **WIN A FREE IPOD!** THEN PASS ALONG THE POLYLINK WEB SITE ADDRESS TO FELLOW MUSTANGS, BECAUSE AS MORE ALUMNI SIGN UP, WE'LL GIVE AWAY MORE IPODS - UNTIL WE'VE GIVEN AWAY **SIX IN ALL!** THE EARLIER YOU SIGN IN, THE MORE CHANCES YOU HAVE TO WIN. FOR DETAILS ON HOW TO SIGN UP, GO TO PAGE 11.

continued...



FRIENDS MUSTANG MAGIC



**SIX LUCKY ALUMNI
WILL WIN AN
IPOD NANO!**
(SEE DETAILS ABOVE)

JOIN POLYLINK

WHAT IS POLYLINK?

PolyLink is a secure Cal Poly-sponsored Web community open only to alumni and selected Cal Poly staff. Plans call for expanding membership to all campus employees and junior and senior students in the near future.

WHAT BENEFITS DOES POLYLINK OFFER?

- Mustang to Mustang Career networking. Get the inside track on a new job for yourself, or hire a fellow Mustang who knows the value of learning by doing.
- Pay it forward. Pass along your career-related wisdom to young alumni and – later this year – to current juniors and seniors. Help them write resumes, find internships and their dream jobs.
- Reconnect with your favorite professors, coaches and mentors when faculty and staff join the community in the near future.
- Sign up for alumni events in your area, events on campus – and learn about trips you can take to Italy or Peru with your fellow Mustangs.
- Sign up for customized news on your old department, club, sport or other interest – updates that will be waiting for you every time you log in.
- Create a new group or club on the PolyLink site with fellow alum who share your current interests – whether it's a mountain-biking group, a baby-sitting co-op for the little Mustangs in your area, or a wine tasting club. You can easily build a group area for your alumni friends within the protected PolyLink community.

- Not an alum? You can still obtain a guest membership to preview selected upcoming Cal Poly events and conveniently buy tickets online with a credit card.

I WENT TO CAL POLY BUT I DIDN'T FINISH MY DEGREE. CAN I STILL USE POLYLINK?

Yes! Cal Poly considers all former students who satisfactorily completed at least one year of coursework to be Cal Poly alumni.

If you don't see your name on the PolyLink alumni list, go to http://www.alumni.calpoly.edu/network/update_address.html. Enter your contact information and then type "Verify for PolyLink" in the Comments box before you click the Submit button.

It's important that you enter your e-mail address correctly, because that's where we'll send your log-in information. Look for an e-mail with your PolyLink log-in information within 48 hours after you update your contact information at the Web page above.

DO I HAVE TO BE A MEMBER OF THE CAL POLY ALUMNI ASSOCIATION TO USE POLYLINK?

PolyLink is free and open to all Mustang alumni – regardless of whether they are members of the Cal Poly Alumni Association or not. Plans also call for special guest memberships soon for faculty and for retired faculty and staff – so alumni can stay in touch with favorite professors and staff mentors.

HOW DO I SIGN IN TO POLYLINK FOR THE FIRST TIME?

Look on page 11 for easy-to-follow directions.

WHEN I VISIT POLYLINK FOR THE FIRST TIME, WHAT IF I DON'T SEE MY NAME ON THE POLYLINK ALUMNI LIST?

If your name is not our list, you may be one of our "lost" alumni. Go to http://www.alumni.calpoly.edu/network/update_address.html and enter your contact information.

Then type "Verify for PolyLink" in the Comments box before you click the Submit button. It's important that you enter your e-mail address correctly, because that's where we'll send your log-in information. Look for an e-mail with your PolyLink log-in information within 48 hours after you update your contact information at the Web page above.

CAN I CONTROL HOW MUCH OF MY PERSONAL INFORMATION IS DISPLAYED?

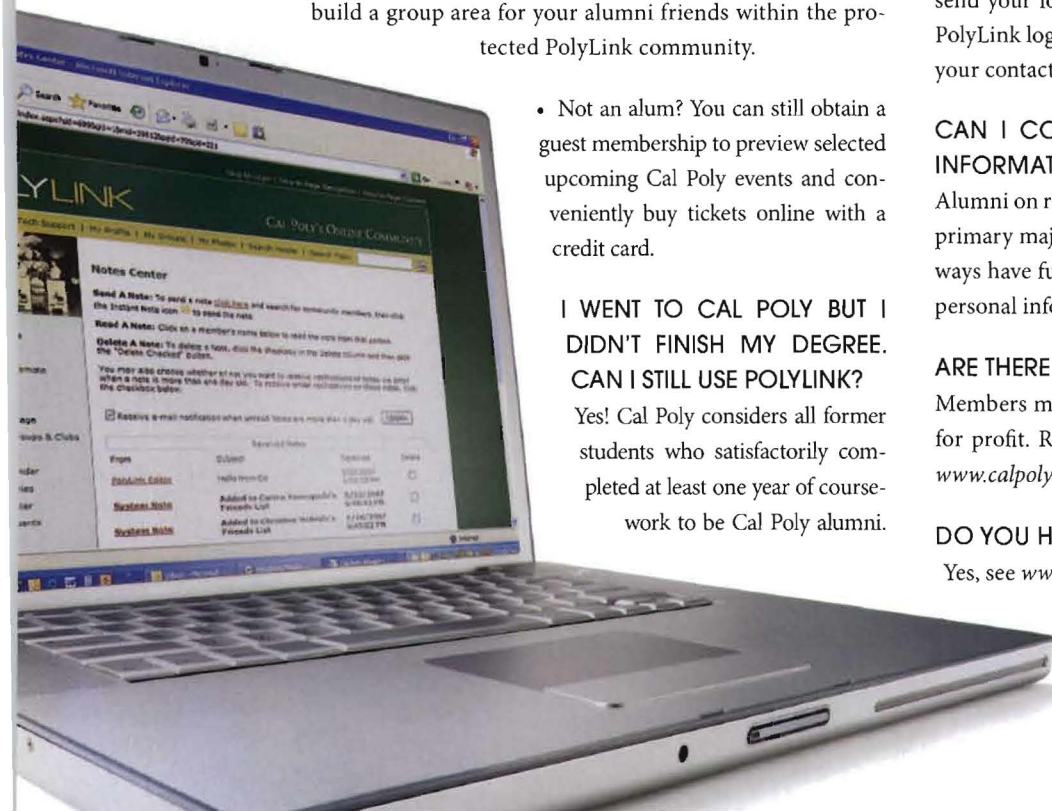
Alumni on record will have their name, last year attended, and primary major listed in the PolyLink community. You will always have full control over whether to display any additional personal information in PolyLink.

ARE THERE ANY RESTRICTIONS ON USING POLYLINK?

Members must agree not to use PolyLink for solicitation or for profit. Read more about terms and conditions of use at www.calpolylink.com/termsandconditions.html

DO YOU HAVE A PRIVACY POLICY?

Yes, see www.calpolylink.com/privacypolicy.html.



HOW DO I COMPLETE THE 'FIRST TIME LOGIN' PROCESS?

STEP 1



STEP 1: GO TO WWW.CALPOLYLINK.COM

Look for the “First Time Login” link in the gold bar up top, or in smaller gold type in the main log-in box at right.

STEP 2: CLICK ON THE “FIRST TIME LOGIN” LINK.

You’ll see the “Account Lookup” page.

STEP 3: FOLLOW THE INSTRUCTIONS TO TYPE IN YOUR LAST NAME – THEN CLICK THE “FIND” BUTTON.

You’ll see a page with a list of everyone in our alumni records who shares your last name. Find yourself on the list, click the small button next to your name, and then scroll down to the bottom of the list and click the “Next” button.

STEP 2



STEP 4: YOU’LL LAND ON A PAGE THAT ASKS YOU TO VERIFY YOUR IDENTITY. HAVE YOUR FIRST TIME LOGIN ID CODE HANDY.

The First-Time Login ID Code can be found on this magazine’s mailing label next to your name. If more than one person is listed on the mailing label and both are alums, the Login ID Codes are listed next to each name.

Type your First Time Login ID Code in the box on the page, and then hit “Verify.”

The first time you log in to the community, you will see your “My Profile” creation page. Check the boxes you find there to set up your personal profile, and determine what information you want displayed to other alumni logged in to PolyLink.

You will only have to do this once. (If you want to change some of your settings in the future, you can always hit the “My Profile” link in the gray navigation bar on the left or the gold navigation bar at the top to return to your Personal Profile Settings Area).

STEP 3



STEP 5: AS PART OF YOUR FIRST-TIME LOG IN PROCESS, YOU WILL BE ASKED TO CREATE YOUR PERSONAL USERNAME AND PASSWORD.

These will NOT be displayed to anyone else within the community – they are what you will use from now on to log in to PolyLink.

You should select a Username and Password that are easy to remember. Write them down and keep them in a secure place close to your computer.

The last step in your personal profile setup is your Photo Album. You can upload photos on your first log-in, or skip this until later.

The quickest way to get to your own photo album area anytime is to click on the “My Photos” link in the gold bar at the top of the page.

Visit the FAQs section (Frequently Asked Questions section) for tips on how to upload photos or hunt for answers to any questions you may have. You will find the FAQ link at the top of the gray navigation bar on the left side of the page. □

STEP 4

