

openheart Patient and physician view on patient information and decision-making in congenital aortic and pulmonary valve surgery

Jonathan R G Etnel,¹ Willem A Helbing,² Jolien W Roos-Hesselink,³ Regina The,⁴ Ad J J C Bogers,¹ Johanna J M Takkenberg¹

To cite: Etnel JRG, Helbing WA, Roos-Hesselink JW, *et al*. Patient and physician view on patient information and decision-making in congenital aortic and pulmonary valve surgery. *Open Heart* 2018;**5**:e000872. doi:10.1136/openhrt-2018-000872

Presented at the Scientific Meeting of the Heart Valve Society, 17–19 March 2016, New York City and at the Annual North American Meeting of the Society for Medical Decision Making, 23–26 October 2016, Vancouver.

Received 17 June 2018
Revised 19 September 2018
Accepted 26 September 2018



© Author(s) (or their employer(s)) 2018. Re-use permitted under CC BY-NC. No commercial re-use. See rights and permissions. Published by BMJ.

¹Department of Cardiothoracic Surgery, Erasmus University Medical Center, Rotterdam, The Netherlands

²Department of Pediatric Cardiology, Erasmus University Medical Center, Rotterdam, The Netherlands

³Department of Cardiology, Erasmus University Medical Center, Rotterdam, The Netherlands

⁴ZorgKeuzeLab, Delft, The Netherlands

Correspondence to
Prof Dr Johanna J M Takkenberg; j.j.m.takkenberg@erasmusmc.nl

ABSTRACT

Background To assess the current state of patient information and decision-making in congenital aortic and pulmonary valve disease, we conducted a survey among patients, parents and physicians.

Methods A questionnaire was sent by ground mail to 157 adults and 32 parents of children who previously underwent surgery for congenital aortic or pulmonary valve disease at 0–40 years of age between January 2005 and February 2014 at the Erasmus University Medical Center and to all paediatric and adult congenital cardiologists and congenital cardiac surgeons in the Netherlands (n=88).

Results 73 patients/parents (39% response rate, 62 adult patients, 11 parents of paediatric patients) and 35 physicians (40% response rate) responded. Median patient age at the time of surgery was 25.7 years. Basic disease-specific knowledge was adequate in 42% of patients/parents and numeracy was sufficient in 47%. Patients/parents reported that they rely heavily on their physicians for information and often experience difficulty in finding reliable information elsewhere. They lack information on psychosocial aspects of disease (29% of respondents) and risks and benefits of treatment options (26%). They feel less involved in decision-making than they would prefer to be (p=0.014). Decisional conflict at the time of surgery was experienced by 31% of patients/parents. If they had to do it again, 72% of patients/parents would want the same treatment. Quality of life is often impaired due to various valve-related anxieties and lifestyle changes. Physicians reported that they are unable to fully inform and sufficiently involve patients, due to limited patient/parent knowledge and understanding (56%) and limited time during consultations (32%). Patients/parents (98%) and physicians (97%) agree that they should have shared roles in decision-making.

Conclusion The substantial shortcomings in our current practice of patient information and decision-making underline the need for innovative solutions, such as careful implementation of patient information tools and shared decision-making in the care path.

INTRODUCTION

Due to major advances in the management of congenital heart disease over the past decades, approximately 90% of patients with congenital heart disease currently

Key questions

What is already known about this subject?

► It has been previously described that disease-specific knowledge among patients with congenital heart disease and their parents is often limited. However, it remains poorly understood which factors may play a role in this limited knowledge and little is known about patient involvement, decision-making and anxiety in these patients. Furthermore, prior investigations have focused mainly on patient and parent perspective and thus the perspective of the physician remains poorly described.

What does this study add?

► This study, capturing both patient/parent and physician perspective, provides a unique and valuable insight into how we currently inform and involve patients and their parents in congenital cardiac care. It demonstrates that patients, parents and physicians alike currently experience important shortcomings in patient information and decision-making and succeeds in identifying patient-related, physician-related and healthcare-related areas for improvement.

How might this impact on clinical practice?

► Our findings are of crucial importance in informing clinicians and policymakers on how we currently inform and involve patients and serve to guide efforts to improve this. They underline the urgent need for innovative solutions, such as careful implementation of patient information tools and shared decision-making in the care path and provide specific areas of focus for the development and implementation of such solutions.

reach adulthood.^{1–3} This increasingly allows patients to live full, active and longer lives. However, congenital heart disease often has consequences that impact many facets of life, both clinical and personal.^{1,4} Furthermore, it often requires important decisions to be made about treatment, both in

choosing between treatment or a conservative approach and choosing between different treatment options such as the choice for a mechanical or a bioprosthetic valve replacement. These decisions may have important implications for the patients' further lives with regard to, for instance, longevity, pregnancy, career planning and daily life, especially in younger patients with more dynamic lifestyles.⁴ Congenital aortic and pulmonary valve diseases, in particular, usually allow for a relatively long and active life, but often with important consequences for lifestyle and life planning and requiring multiple crucial decisions about treatment to be made along the way.^{2 3 5}

To allow patients to better understand, cope with and adhere to the lifestyle changes imposed by their heart defect and to allow treatment to be tailored to their personal values and preferences, it is essential to inform patients and their relatives and involve them in the decision process.⁶⁻¹⁹ However, patients may not always be sufficiently informed and involved in their own care, which has been previously shown to lead to substantial impairments in quality of life, anxiety, depression, poor treatment adherence, poor health behaviour, suboptimal treatment decisions and poorer clinical outcome, and also poorer healthcare utilisation and higher healthcare costs.⁶⁻¹⁹

To investigate the current state of patient information and decision-making in congenital aortic and pulmonary valve surgery in the Netherlands, we conducted a cross-sectional survey among adult patients, parents of paediatric patients and physicians involved in the care for these patients.

METHODS

Patient survey

This study was approved by the institutional review board (MEC-2015-099) and written informed consent was obtained from all participants.

Participants

Between January 2005 and February 2014, 198 consecutive patients aged between 0 and 40 years underwent valve repair or replacement for congenital aortic and/or pulmonary valve disease at the Erasmus University Medical Center. On 1 March 2015, patients ≥ 18 years old and parents of patients < 18 years old at the time of the survey who were alive and residing in the Netherlands (total $n=189$, 157 adult patients and 32 parents) were approached by ground mail and asked to complete and return a printed questionnaire.

Questionnaire

An example of the patient questionnaire is listed in online supplementary appendix 1.

Basic knowledge on postoperative outcome was assessed by asking respondents what the largest risk is after mechanical valve replacement (only aortic valve surgery patients), biological valve replacement (aortic

and pulmonary valve surgery) and valve repair (only aortic valve surgery patients) using multiple choice questions for each. Possible answers were (1) thromboembolism and bleeding, (2) reoperation and (3) I don't know. Knowledge was also assessed by asking respondents which procedure they/their child had undergone using a multiple choice question and comparing their answers with their medical records. Possible answers in this question were (1) mechanical valve replacement, (2) biological valve replacement and (3) valve repair.

Numeracy (ie, the understanding of numerical information, such as quantitative probabilities) was assessed using the validated Numeracy Scale²⁰ and respondents were asked to indicate which form of risk visualisation (bar chart, pie chart or icon array) they preferred for presentation of risk information.

Experiences and views with regard to patient information and (shared) decision-making were assessed using multiple choice questions, 5-point Likert scales, open questions and the validated Control Preferences Scale.²¹

Uncertainty about treatment decision-making was assessed using the Decisional Conflict Scale.²²

Postoperative valve-specific quality of life was assessed with a validated valve-specific questionnaire.⁵

Physician survey

Participants

All board registered paediatric cardiologists, adult congenital cardiologists and congenital cardiac surgeons in the Netherlands ($n=88$) were approached by email via the Dutch Associations for Pediatrics, Cardiology and Thoracic Surgery and asked to complete an electronic questionnaire.

Questionnaire

An example of the physician questionnaire is listed in online supplementary appendix 2. Physician age, specialty and years of experience were recorded. Experiences and views with regard to patient information and (shared) decision-making were assessed using multiple choice questions, 5-point Likert scales, open questions and the Control Preferences Scale.²¹

Analyses

Analyses of clinical data were performed in Microsoft Office Excel 2011 (Microsoft, Redmond, Washington, USA) and in the R statistical software (V.3.3.3, R Development Core Team, R Foundation for Statistical Computing, Vienna, Austria). Continuous data are presented as mean \pm SD or median (range) and categorical data (including Likert scales) are presented as proportions and/or counts. Paired comparisons of Likert scale responses were done using Wilcoxon signed-rank test. All tests were two-tailed and statistical significance was inferred at a $p<0.05$.

RESULTS

Patients

A total of 73 patients/parents responded and gave informed consent and were subsequently included in the study (39% response rate). Patient and respondent characteristics are shown in [table 1](#).

Knowledge, numeracy and risk visualisation preference

Considering all knowledge questions collectively, 42% of respondents answered all questions correctly. Specifically, 51% of respondents answered all questions on postoperative risks correctly and 89% of respondents knew which procedure they/their child had undergone.

Forty-seven per cent of respondents answered all three numeracy questions correctly, 27% answered two out of three correctly, 16% 1 out of 3, and 10% 0 out of 3. Patients/parents indicated a strong preference for pie charts (61%) over bar graphs (29%) and icon arrays (10%) for visualisation of risk information.

Patient information

Patient/parent experiences and opinions with regard to patient information are presented in [figure 1](#). Additionally, patients/parents report cardiologists (89%) and cardiac surgeons (26%) as their main sources of information, whereas patient information leaflets (8%) and the internet (5%) were less frequently reported as important information sources. The advantages and drawbacks of treatment options were discussed with the cardiologist in 93% of cases and with the cardiac surgeon in 42% of cases. This consultation took place >1 week prior to surgery in most cases (89%), but sometimes also between 1 day and 1 week prior to surgery (3%) or <1 day prior to surgery (8%).

The most important topics patients/parents reported to lack information on (open question) were implications for personal life, life planning, prognosis and psychosocial aspects (29% of respondents), risks, benefits and drawbacks of treatment (options) (26%) and practical information on (early) postoperative care (17%).

Decision-making

Patient/parent experiences and views with regard to decision-making are presented in [figure 1](#). Respondents felt less involved in decision-making than they would prefer to be ([figure 1](#), Wilcoxon signed-rank $p=0.014$). The vast majority of patients/parents (98%) agree that they should have shared roles in decision-making ([figure 2](#)).

Furthermore, at the time of surgery, 31% of patients/parents experienced decisional conflict (Decisional Conflict Scale score >25) and 13% experienced severe decisional conflict (score >37.5). Decisional conflict was highest in the subscales uncertainty about the best choice (35%, severe: 30%), clear about personal values for benefits and drawbacks (30%, severe: 23%)

and feeling informed (23%, severe: 16%), followed by feeling supported (21%, severe: 16%) and decision effectiveness (16%, severe: 12%).

At the time of survey, 80% of patients/parents were satisfied with their replaced or repaired heart valve (10% neutral, 10% not satisfied) and 72% of patients/parents would want the same treatment if they had to do it all over again (18% neutral, 10% different treatment).

Valve-specific quality of life

Patients/parents experience impairments to quality of life due to various valve-related anxieties and lifestyle changes ([figure 3](#)), most frequently related to fear of reintervention (38% 'frequently' or 'always'), anti-coagulation use (34%), fear of thrombosis (31%) or bleeding (26%), valve sound (22%), fear of valve failure (22%) or the regular doctor visits and blood tests (9%).

Physicians

A total of 35 physicians responded (40% response rate), 14 paediatric cardiologists, 14 adult congenital cardiologists and 7 congenital cardiac surgeons. Median physician age was 44 years (range 33–64) and median experience in their respective fields was 9 years (range 0.3–32).

Patient information

Physician experiences and opinions with regard to patient information are presented in [figure 4](#). Additionally, physicians report cardiologists (94%) and cardiac surgeons (19%) as the main sources of information for patients/parents and the internet (3%) less so. Physicians report that do not always fully inform patients/parents of all the implications of their treatment ([figure 5](#)).

Decision-making

Physician experiences and opinions with regard to decision-making are presented in [figure 4](#). The vast majority of physicians (97%) agree that they should have shared roles in decision-making ([figure 2](#)). Additionally, physicians report the most important barriers in involving patients/parents in decision-making (open question) to be limited patient/parent knowledge and understanding (56% of respondents), limited time during consultations (32%) and anxiety and uncertainty among patients/parents (24%).

DISCUSSION

This study shows that in contemporary Dutch practice of congenital aortic and pulmonary valve surgery, patient/parent knowledge of basic information on their (child's) condition is limited and their numeracy is poor. Patients/parents are not satisfactorily informed and rely heavily on their physicians for information. They feel less involved in decision-making than they would prefer to be and often experience substantial decisional

Table 1 Patient/respondent characteristics

	Total (n=73)	Adult patients (n=62)	Parents of paediatric patients (n=11)
Age at survey (years)	36.3 (18.5–56.7)	34.7 (18.5–47.6)	46.2 (32.7–56.7)*
Patient age at surgery (years)	25.7 (0.1–40.0)	28.1 (12.2–40.0)	8.6 (0.1–15.2)†
Time from surgery to survey (years)	6.6 (1.1–10.1)	7.3 (1.1–10.1)	4.6 (1.1–9.3)
Surgery			
Aortic valve surgery	59% (43)	58% (36)	64% (7)†
Pulmonary valve surgery	41% (30)	42% (26)	36% (4)†
Education level			
None/elementary	8% (6)	8% (5)	9% (1)
Lower secondary or vocational	5% (4)	5% (3)	9% (1)
Higher secondary	58% (42)	61% (38)	36% (4)
Higher professional	18% (13)	18% (11)	18% (2)
University	11% (8)	8% (5)	27% (3)

Data presented as median (range) or percentage (count). Data on parents of paediatric patients concerns the parents, unless indicated otherwise.

*Concerns age of parents, children were 12.9 years (range: 7.7–24.5) of age at the time of survey.

†Concerns children.

conflict and valve-related anxiety. Physicians in turn are unable to inform patients/parents completely in the limited time they have, given the patients'/parents' limited knowledge and understanding. Subsequently, although both physicians and patients/parents agree that they should have shared roles in decision-making, physicians experience challenges in involving patients/parents in their own care.

In congenital cardiac care, treatment often has a profound impact on lifestyle, life planning, quality of life and longevity, especially in younger patients with more dynamic lifestyles. Our results show that patients and their parents are often insufficiently informed of the consequences of the treatments they undergo. Our findings of limited knowledge among patients and parents are in line with prior research in (parents of) patients with congenital heart disease.^{16–18 23–28} Limited knowledge and limited availability of information have been previously described to be associated with anxiety, depression and impaired quality of life, which

underlines the importance of adequately informing our patients and their parents.^{29 30}

But why are patients/parents currently not satisfactorily informed? Our results show that they rely heavily on physicians to provide them the information they require and often experience difficulty in finding reliable information elsewhere. However, we found that the knowledge gap between patients and physicians along with the limited time reported to be available during consultations presents a challenge to physicians in meeting their patients' information needs. Subsequently, physicians are not able to discuss all relevant information with all patients.

Furthermore, prior studies have shown that, of the information that is discussed during the consultation, only a small fraction is retained by patients/parents, only about 20%–60% as described in the literature.^{29 31 32} Our results show that, other than their physicians, there are few sources of reliable information available to patients, and the information that is

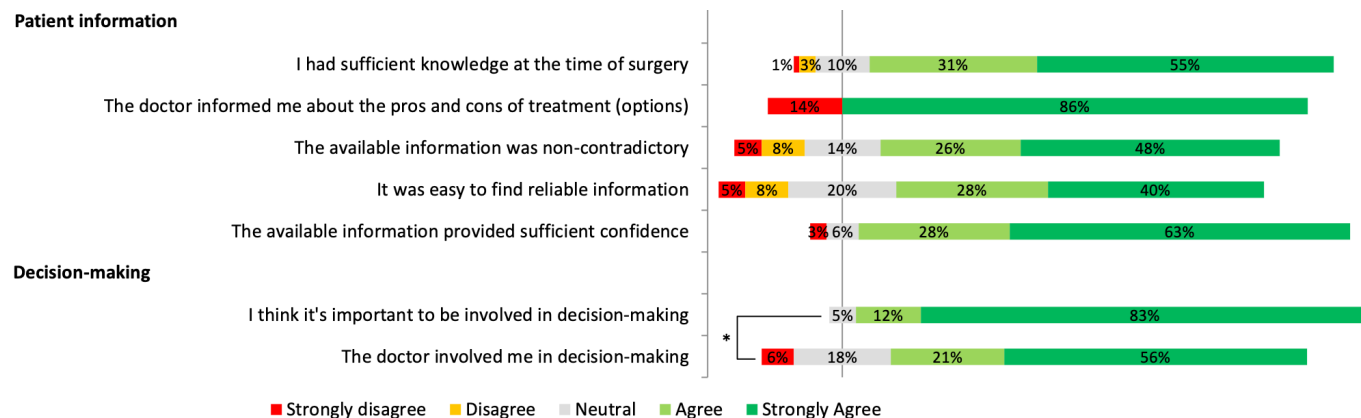


Figure 1 Patient/parent (n=73) experiences and opinions with regard to patient information and decision-making. The graphs are centred on the response category 'Neutral' (vertical grey line in the centre of the graph). *Wilcoxon signed-rank $p=0.014$.

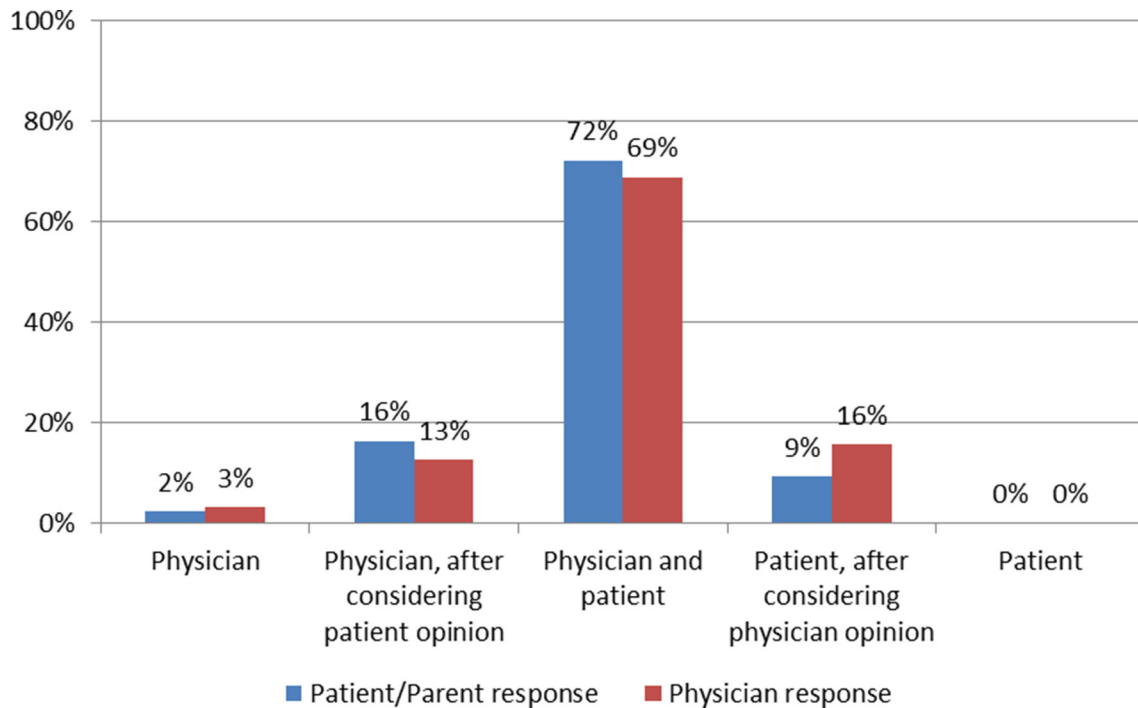


Figure 2 Control Preferences Scale: Who should make the final decisions about treatment? (73 patients/parents and 35 physicians responded). The sum of the middle three response categories represents the respondents that think that patients/parents and physicians should have shared roles in decision-making (98%).

available is often poorly comprehensible, contradictory and not tailored to their information needs and their specific disease state. Furthermore, current information, including information provided by caregivers, was reported to focus mainly on medical aspects of the disease and patients lack information on practical, psychosocial and lifestyle topics. Also, our findings of limited numeracy among patients/parents shows that the content and the format of patient information should be carefully considered.

Limited patient/parent knowledge also has an impact on treatment decisions and treatment outcome. As treatment decisions have such an important impact on patients' personal lives, treatment outcome and goals should always be placed in the perspective of each individual patient's lives and values. Optimal outcome for each patient can only be achieved if treatment is in alignment with patient preferences.^{5 19 33–35}

As evidenced by our results, physicians are often confident that they are capable of reliably determining patient values themselves and sometimes even think they are capable of making value trade-offs on the patients' behalf. However, prior research in other disease states has shown that there is often a substantial mismatch between patient values and physicians' estimation thereof.^{36–38}

Consequently, patients often undergo treatments with consequences that they are inadequately informed about and that do not match personal values and preferences. Our results show that this may be associated with substantial potentially avoidable impairments in quality of life. Thus, elucidating patient values and taking these values into account in treatment decision-making is crucial. Fortunately, the patients themselves are seasoned experts on their own values and an integral part of every health-care setting. Involvement of patients in their own care is therefore essential.

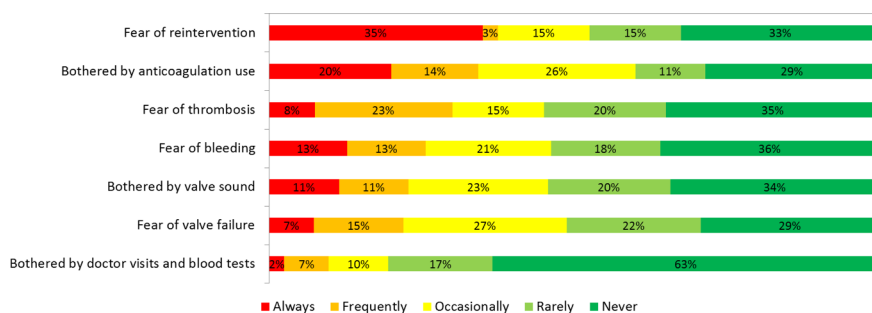


Figure 3 Factors that patients/parents (n=73) report as impairments of their quality of life. Always=more impairment=unfavourable.

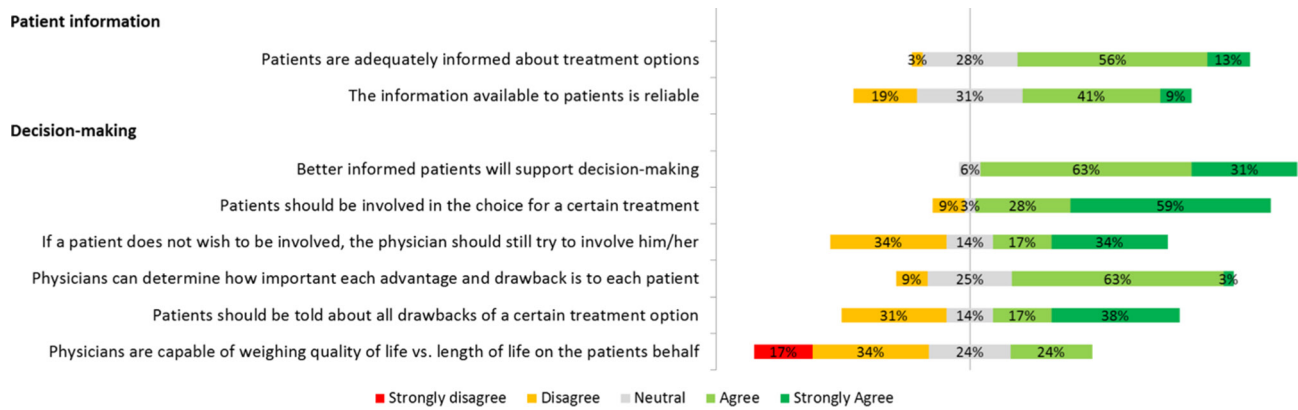


Figure 4 Physician (n=35) experiences and opinions with regard to patient information and decision-making. The graphs are centred on the response category ‘Neutral’ (vertical grey line in the centre of the graph).

However, our findings indicate that there are several barriers for patient involvement in clinical practice. Our study shows that physicians often experience difficulty in involving patients, most often due to a gap in knowledge and understanding between physicians and patients. This is confirmed by our findings of limited knowledge and numeracy among patients and parents. Thus, patients’ active participation in their own care first requires ample knowledge of medical and psychosocial aspects of their disease. However, this knowledge is currently limited in these patients and physicians are currently not always capable of sufficiently providing them this knowledge.

Our findings represent a major area for improvement in our current practice of congenital cardiac care and provides the potential to substantially improve outcome in these patients.^{16–18 23–28} Better informed and more activated patients have been found to be associated with improved quality of life, treatment adherence, health behaviour and clinical outcome and also with more efficient healthcare utilisation and lower healthcare costs.^{6–19} Furthermore, improved information and knowledge may provide patients the confidence and reassurance of knowing what to expect and when and how to act, thereby reducing anxiety.

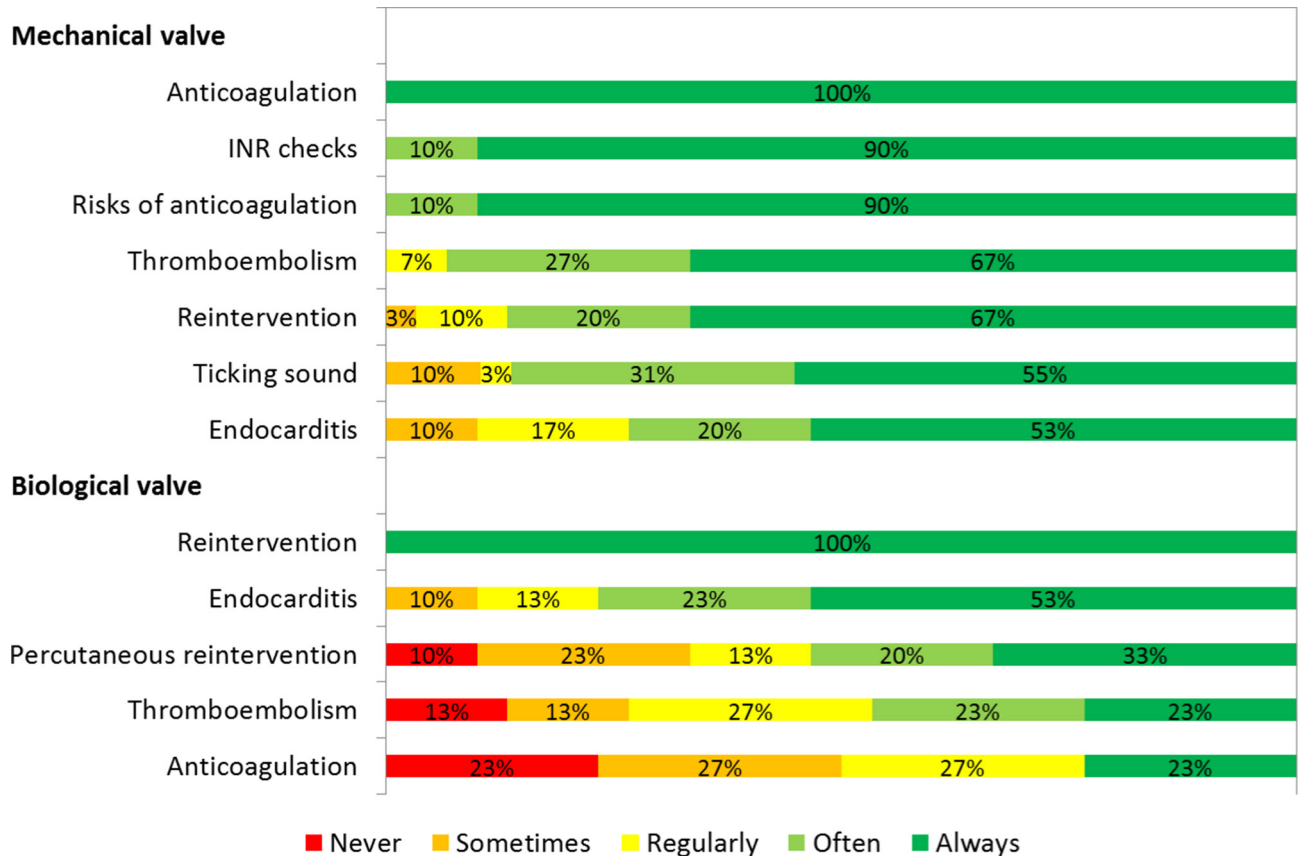


Figure 5 Physicians (n=35): How often do you inform your patients about the various advantages and drawbacks of treatment? INR, international normalised ratio.

This underlines the urgent need for innovative solutions in more effectively informing our patients and their parents. A platform easily accessible to users at all times, such as an online information portal, presents promising opportunities. This would ideally allow for a dynamic environment in which information can be tailored to patients' information needs and their specific disease state. To ensure quality, reliability and acceptance among patients/parents and physicians alike, patient information should be evidence-based and endorsed, supported and actively used by physicians. Furthermore, the content of patient information should not only be focused on medical topics should be tailored to the information needs expressed by patients/parents, which are often broader than expected, as evidenced by our results. Special attention should be paid to the specific needs of different user groups, for instance, patients' parents, teenage patients, adult patients and relatives. The information should also be formatted to be comprehensible and attractive to users of a wide variety in education level, health literacy and numeracy. In light of our findings of limited numeracy among patients and parents, further research should also focus on how the comprehensibility of patient information can be improved and should explore the effectiveness of supporting tools such as illustrations, animations, risk visualisations and virtual reality. Furthermore, it remains unclear how improved patient knowledge affects anxiety and uncertainty. Further investigation may provide insight into how we may best inform patients/parents to also provide them the reassurance they often need, thereby reducing anxiety. Last, how improved patient information and knowledge relates to patient activation, involvement and concordance of treatment decisions with patient values remains to be elucidated.

LIMITATIONS

As this was a Dutch study in which patients/parents were recruited from a single centre, possible international differences in medical practice, culture and language as well as interinstitutional practice variation should be taken into consideration, although our findings are in line with prior studies in other centres and countries.^{16–18 23–28} Our disease-specific knowledge questionnaire was only aimed at capturing the most basic knowledge of disease, and the level of more in-depth disease-specific knowledge among these subjects remains to be elucidated. Regarding questions about patient/parent personal experiences with decision-making, the time between surgery and survey may have given rise to recall bias. Results may differ for disease states other than aortic and pulmonary valve surgery, which should be taken into account when interpreting our results. The limited sample size did not allow for analysis of the effects of gender, age and prosthesis type. Lastly, as this was a survey, response bias may have had an influence on our results.

CONCLUSION

Patients, parents and physicians alike experience important shortcomings in patient information and decision-making in congenital aortic and pulmonary valve surgery. Patient knowledge is severely limited due to the limited availability, reliability and comprehensibility of patient information. Furthermore, the provided information often does not meet the patients' information needs. This may be associated with our findings of suboptimal patient activation and involvement and substantial decisional conflict and valve-related anxiety. This underlines the need for innovative solutions, such as careful implementation of patient information tools and shared decision-making in the care path.

Contributors All authors have made substantial contributions to all of the following: (1) the conception and design of the study or acquisition of data or analysis and interpretation of data, (2) drafting the article or revising it critically for important intellectual content, (3) final approval of the version to be submitted.

Funding This work was supported by the Dutch Heart Foundation (2013T093).

Competing interests None declared.

Patient consent Not required.

Ethics approval Erasmus University Medical Center Medical and Ethical Review Committee.

Provenance and peer review Not commissioned; internally peer reviewed.

Data sharing statement No additional data are available.

Open access This is an open access article distributed in accordance with the Creative Commons Attribution Non Commercial (CC BY-NC 4.0) license, which permits others to distribute, remix, adapt, build upon this work non-commercially, and license their derivative works on different terms, provided the original work is properly cited, appropriate credit is given, any changes made indicated, and the use is non-commercial. See: <http://creativecommons.org/licenses/by-nc/4.0/>

REFERENCES

1. Warnes CA, Liberthson R, Danielson GK, *et al*. Task force 1: the changing profile of congenital heart disease in adult life. *J Am Coll Cardiol* 2001;37:1170–5.
2. Mandalenakis Z, Rosengren A, Skoglund K, *et al*. Survivorship in children and young adults with congenital heart disease in Sweden. *JAMA Intern Med* 2017;177:224–30.
3. Stout KK, Daniels CJ, Aboulhosn JA. 2018 AHA/ACC Guideline for the Management of Adults With Congenital Heart Disease: Executive Summary: A Report of the American College of Cardiology/American Heart Association Task Force on Clinical Practice Guidelines. *J Am Coll Cardiol* 2018;2018.
4. Ladouceur M, Iserin L, Cohen S, *et al*. Key issues of daily life in adults with congenital heart disease. *Arch Cardiovasc Dis* 2013;106–404–12.
5. Aicher D, Holz A, Feldner S, *et al*. Quality of life after aortic valve surgery: replacement versus reconstruction. *J Thorac Cardiovasc Surg* 2011;142:e19–e24.
6. Dore A, de Guise P, Mercier LA. Transition of care to adult congenital heart centres: what do patients know about their heart condition? *Can J Cardiol* 2002;18:141–6.
7. Saidi AS, Paolillo J, Fricker FJ, *et al*. Biomedical and psychosocial evaluation of "cured" adults with congenital heart disease. *Congenit Heart Dis* 2007;2:44–54.
8. Reid GJ, Webb GD, McCrindle BW, *et al*. Health behaviors among adolescents and young adults with congenital heart disease. *Congenit Heart Dis* 2008;3:16–25.
9. Horner T, Liberthson R, Jellinek MS. Psychosocial profile of adults with complex congenital heart disease. *Mayo Clin Proc* 2000;75:31–6.
10. Gatzoulis MA. Adult congenital heart disease: education, education, education. *Nat Clin Pract Cardiovasc Med* 2006;3:2–3.
11. Hunter AL, Swan L. Quality of life in adults living with congenital heart disease: beyond morbidity and mortality. *J Thorac Dis* 2016;8:E1632–E1636

12. Mosen DM, Schmittiel J, Hibbard J, *et al.* Is patient activation associated with outcomes of care for adults with chronic conditions? *J Ambul Care Manage* 2007;30:21–9.
13. Greene J, Hibbard JH. Why does patient activation matter? An examination of the relationships between patient activation and health-related outcomes. *J Gen Intern Med* 2012;27:520–6.
14. Hibbard JH, Greene J, Overton V. Patients with lower activation associated with higher costs; delivery systems should know their patients' 'scores'. *Health Aff* 2013;32:216–22.
15. Janssens A, Goossens E, Luyckx K, *et al.* Exploring the relationship between disease-related knowledge and health risk behaviours in young people with congenital heart disease. *Eur J Cardiovasc Nurs* 2016;15:231–40.
16. Goossens E, Fieuws S, Van Deyk K, *et al.* Effectiveness of structured education on knowledge and health behaviors in patients with congenital heart disease. *J Pediatr* 2015;166:1370–6.
17. Van Damme S, Van Deyk K, Budts W, *et al.* Patient knowledge of and adherence to oral anticoagulation therapy after mechanical heart-valve replacement for congenital or acquired valve defects. *Heart Lung* 2011;40:139–46.
18. Levert EM, Helbing WA, Dulfer K, *et al.* Psychosocial needs of children undergoing an invasive procedure for a CHD and their parents. *Cardiol Young* 2017;27:243–54.
19. Korteland NM, Ahmed Y, Koolbergen DR, *et al.* Does the use of a decision aid improve decision making in prosthetic heart valve selection? a multicenter randomized trial. *Circ Cardiovasc Qual Outcomes* 2017;10:e003178.
20. Lipkus IM, Samsa G, Rimer BK. General performance on a numeracy scale among highly educated samples. *Med Decis Making* 2001;21:37–44.
21. Degner LF, Sloan JA, Venkatesh P. The control preferences scale. *Can J Nurs Res* 1997;29:21–43.
22. O'Connor AM. Validation of a decisional conflict scale. *Med Decis Making* 1995;15:25–30.
23. Moons P, De Volder E, Budts W, *et al.* What do adult patients with congenital heart disease know about their disease, treatment, and prevention of complications? A call for structured patient education. *Heart* 2001;86:74–80.
24. Goossens E, Van Deyk K, Zupancic N, *et al.* Effectiveness of structured patient education on the knowledge level of adolescents and adults with congenital heart disease. *Eur J Cardiovasc Nurs* 2014;13:63–70.
25. Yang HL, Chen YC, Wang JK, *et al.* An evaluation of disease knowledge in dyads of parents and their adolescent children with congenital heart disease. *J Cardiovasc Nurs* 2013;28:541–9.
26. Yang HL, Chen YC, Wang JK, *et al.* Measuring knowledge of patients with congenital heart disease and their parents: validity of the 'Leuven Knowledge Questionnaire for Congenital Heart Disease'. *Eur J Cardiovasc Nurs* 2012;11:77–84.
27. Van Deyk K, Moons P, Gewillig M, *et al.* Educational and behavioral issues in transitioning from pediatric cardiology to adult-centered health care. *Nurs Clin North Am* 2004;39:755–68.
28. Harrison JL, Silversides CK, Oechslin EN, *et al.* Healthcare needs of adults with congenital heart disease: study of the patient perspective. *J Cardiovasc Nurs* 2011;26:497–503.
29. Ley P. Memory for medical information. *Br J Soc Clin Psychol* 1979;18:245–55.
30. Wang Q, Hay M, Clarke D, *et al.* Associations between knowledge of disease, depression and anxiety, social support, sense of coherence and optimism with health-related quality of life in an ambulatory sample of adolescents with heart disease. *Cardiol Young* 2014;24:126–33.
31. Kessels RP. Patients' memory for medical information. *J R Soc Med* 2003;96:219–22.
32. Godwin Y. Do they listen? A review of information retained by patients following consent for reduction mammoplasty. *Br J Plast Surg* 2000;53:121–5.
33. Korteland NM, Bras FJ, van Hout FM, *et al.* Prosthetic aortic valve selection: current patient experience, preferences and knowledge. *Open Heart* 2015;2:e000237.
34. Baumgartner H, Falk V, Bax JJ, *et al.* 2017 ESC/EACTS Guidelines for the management of valvular heart disease. *Eur Heart J* 2017;38:2739–91.
35. Nishimura RA, Otto CM, Bonow RO. 2017 AHA/ACC Focused update of the 2014 aha/acc guideline for the management of patients with valvular heart disease: a report of the american college of cardiology/american heart association task force on clinical practice guidelines. *Circulation* 2017;135:e1159–e95.
36. Bosco JL, Halpenny B, Berry DL. Personal preferences and discordant prostate cancer treatment choice in an intervention trial of men newly diagnosed with localized prostate cancer. *Health Qual Life Outcomes* 2012;10–123.
37. Fleming C, Wasson JH, Albertsen PC, *et al.* A decision analysis of alternative treatment strategies for clinically localized prostate cancer. prostate patient outcomes research team. *JAMA* 1993;269:2650–8.
38. Saigal CS, Gornbein J, Nease R, *et al.* Predictors of utilities for health states in early stage prostate cancer. *J Urol* 2001;166:942–6.