

# Kent Academic Repository

## Full text document (pdf)

### Citation for published version

Mohamed, Mokhtar and Yan, Xinggang and Mao, Zehui and Jiang, Bin (2018) Adaptive Sliding Mode Observer for Nonlinear Interconnected Systems with Time Varying Parameters. Asian Journal of Control . (In press)

### DOI

### Link to record in KAR

<http://kar.kent.ac.uk/69232/>

### Document Version

Author's Accepted Manuscript

#### Copyright & reuse

Content in the Kent Academic Repository is made available for research purposes. Unless otherwise stated all content is protected by copyright and in the absence of an open licence (eg Creative Commons), permissions for further reuse of content should be sought from the publisher, author or other copyright holder.

#### Versions of research

The version in the Kent Academic Repository may differ from the final published version.

Users are advised to check <http://kar.kent.ac.uk> for the status of the paper. **Users should always cite the published version of record.**

#### Enquiries

For any further enquiries regarding the licence status of this document, please contact:

[researchsupport@kent.ac.uk](mailto:researchsupport@kent.ac.uk)

If you believe this document infringes copyright then please contact the KAR admin team with the take-down information provided at <http://kar.kent.ac.uk/contact.html>

# Adaptive Sliding Mode Observer for Nonlinear Interconnected Systems with Time Varying Parameters\*

Mokhtar Mohamed, Xing-Gang Yan, Zehui Mao, and Bin Jiang

## ABSTRACT

In this paper, a class of nonlinear interconnected systems with uncertain time varying parameters (TVPs) is considered. Both the interconnections and the isolated subsystems are nonlinear. Sliding mode control method and adaptive techniques are employed together to design an observer to estimate the state variables of the systems in presence of unknown TVPs. The Lyapunov direct method is used to analysis the stability of the sliding motion and it is not required to solve the so-called constrained Lyapunov problem (CLP). A set of conditions is developed under which the augmented systems formed by the error dynamical systems and the designed adaptive laws, are globally uniformly ultimately bounded. A simulation example is presented and the results show that the method proposed in this paper is effective.

**Key Words:** Sliding Mode Observer, Nonlinear Interconnected Systems, Adaptive Techniques, Time Varying Parameters

## I. INTRODUCTION

In the modern world, it is required to deal with advanced systems using advanced technologies, which has resulted in many large-scale complex systems. With the increasing requirement for the system performance, it needs to develop novel techniques to achieve novel design to satisfy the requirements. It should be noted that control design for large-scale interconnected systems has obtained great achievement [1, 2]. However, lots of results are based on the fact that all system state variables are available for design, which does not always hold and actually only partial state variables are usually available in reality [1]. Therefore,

observer design is one of the main topics to estimate system states using the available system inputs and outputs in control engineering.

The concept of the observer was first introduced by Luenberger in 1964 where the observation error between the output of the actual plant and the output of the observer converges to zero when time goes to infinity. Subsequently, many approaches have been developed to design observers for different systems to estimate system states (see e.g. [3, 4, 5, 6]). However, the problem becomes more challenging when some parameters in the model of the system are unknown, particularly when these parameters are time varying [7]. Over the last few decades, much literature has been devoted to the design of adaptive observers for linear and nonlinear systems. The early results are mainly for linear systems (see e.g. [8] and references therein). Later, many authors have focused on the development of adaptive observer design for nonlinear systems (see e.g. [9, 10]). In these results, the designed adaptive observers are able to maintain bounded parameters estimation error under the persistence of excitation condition and it is required that the unknown parameters are bounded with some extra constraints imposed on the system.

---

Mokhtar Mohamed and Xing-Gang Yan are with the School of Engineering and Digital Arts, University of Kent, Canterbury, Kent CT2 7NT, United Kingdom (Emails: mskm3@kent.ac.uk; x.yan@kent.ac.uk).

Zehui Mao and Bin Jiang are with the College of Automation Engineering, Nanjing University of Aeronautics and Astronautics, Nanjing, 211106, P. R. China (Emails: zehuimao@nuaa.edu.cn; binjiang@nuaa.edu.cn).

\*The authors gratefully acknowledge the support of the National Natural Science Foundation of China (61573180) for this work.

More recently, adaptive observers using different techniques have been proposed in (see e.g. [11, 12]) where the unknown parameters are limited to be constant. Compared with much existing work in adaptive observer design with unknown constant parameters, the corresponding observation results for unknown time varying parameters (TVPs) are very limited. The approach for nonlinear time varying systems proposed in [13] is based on the fact that the nonlinear systems can be transformed to a particular observable canonical form, and the unknown parameters are bounded. The authors in [14] proposed a sampled output high gain observer for a class of uniformly observable nonlinear systems where the unknown parameters are bounded. An adaptive estimator is proposed in [15] to estimate TVPs for nonlinear systems. However, all the system states are assumed available. In [16] an adaptive observer for a class of nonlinear interconnected systems with uncertain TVPs has been developed. It is required to solve the well known constrained Lyapunov problem (CLP) (see e.g. [17, 18]). The authors in [19] used an adaptive unscented Kalman filter approach to estimate the time varying parameters and system states of a class of nonlinear high-speed objects. This technique requires the assumption that the additive noise vectors are Gaussian uncorrelated white noises. If the assumption is not satisfied, the estimation process accuracy will be significantly affected [20].

Sliding mode techniques have been successfully used in control design and state estimation due to its attractive features such as high robustness to uncertainties in input channel and to parameters variations (see e.g. [21, 22]). An adaptive observer applying sliding mode techniques have been developed in [23] to enhance the performance of the adaptive observer proposed by [24]. Adaptive sliding mode observer based fault reconstruction for nonlinear systems with parametric uncertainties is considered in [25]. However, the unknown parameters considered in these papers are constant. Many adaptive observers have been developed using sliding mode techniques for particular applications and for particular purposes (see e.g. [26, 27]) and thus corresponding specific conditions need to be imposed on the systems considered. Sliding mode techniques with super twisting algorithm are used in [28] to design adaptive observers for nonlinear systems where the unknown parameter vector is assumed to be constant. Sliding mode synchronization method is combined with adaptive techniques in [29] to estimate the unknown parameters for multiple chaotic systems where the system states are assumed to be

known and the unknown parameters are constant. To the best of authors' knowledge, this is the first contribution where sliding mode techniques are applied to design an adaptive observer for nonlinear interconnected systems with unknown TVPs.

In this paper, an adaptive sliding mode observer is established for a class of nonlinear interconnected systems with unknown TVPs, in which both the isolated subsystems and interconnections are nonlinear. It is not required that the bounds on the TVPs are known, but the rate of change of these unknown parameters needs to be bounded. Sliding mode techniques and adaptive techniques are employed together to estimate system states with unknown TVPs. In addition, it is not required to solve the CLP. Sufficient conditions are developed such that the augmented systems formed by the error dynamical system and the designed adaptive laws, are globally uniformly ultimately bounded. Simulation results for a numerical nonlinear interconnected system are presented to demonstrate the effectiveness of the developed results.

## II. System Description and Preliminaries

Consider a nonlinear interconnected system composed of  $N$  subsystems as follows

$$\begin{aligned} \dot{x}_i &= A_i x_i + g_i(x_i, u_i) + \phi_i(y_i, u_i) \Theta_i(t) \\ &\quad + \sum_{\substack{j=1 \\ j \neq i}}^N H_{ij}(x_j) \end{aligned} \quad (1)$$

$$y_i = C_i x_i \quad (2)$$

where  $x_i \in \Omega_i \subset R^{n_i}$  ( $\Omega_i$  are neighborhoods of the origin),  $u_i \in U_i \subset R^{m_i}$  ( $U_i$  are the admissible control sets) and  $y_i \in R^{p_i}$  with  $m_i \leq p_i \leq n_i$  are the state variables, inputs and outputs of the  $i$ -th subsystem respectively,  $g_i(x_i, u_i) \in R^{n_i}$  are nonlinear known functions,  $\phi_i(y_i, u_i) \in R^{n_i}$  are known functions and  $\Theta_i(t) \in R$  are unknown TVPs. The matrix triples  $(A_i, C_i)$  are constant with appropriate dimensions and  $C_i$  are full row rank. The terms  $\sum_{\substack{j=1 \\ j \neq i}}^N H_{ij}(x_j)$  are the known interconnections for  $i = 1, \dots, N$ .

Since the  $C_i$  are full row rank, there exist nonsingular matrices  $T_{c_i}$  such that

$$\bar{A}_i = \begin{bmatrix} \bar{A}_{i1} & \bar{A}_{i2} \\ \bar{A}_{i3} & \bar{A}_{i4} \end{bmatrix} := T_{c_i} A_i T_{c_i}^{-1}, \quad (3)$$

$$\bar{C}_i = \begin{bmatrix} 0 & I_{p_i} \end{bmatrix} := C_i T_{c_i}^{-1} \quad (4)$$

where  $\bar{A}_{i1} \in R^{(n_i-p_i) \times (n_i-p_i)}$  for  $i = 1, \dots, N$ . Then in the new coordinates  $\bar{x}_i$  defined by

$$\bar{x}_i = T_{c_i} x_i \quad (5)$$

system (1)-(2) can be rewritten as

$$\begin{aligned} \dot{\bar{x}}_{i1} &= \bar{A}_{i1} \bar{x}_{i1} + \bar{A}_{i2} \bar{x}_{i2} + \bar{g}_{i1}(\bar{x}_i, u_i) \\ &+ \bar{\phi}_{i1}(y_i, u_i) \Theta_i(t) + \sum_{\substack{j=1 \\ j \neq i}}^N H_{ij}^a(\bar{x}_j) \end{aligned} \quad (6)$$

$$\begin{aligned} \dot{\bar{x}}_{i2} &= \bar{A}_{i3} \bar{x}_{i1} + \bar{A}_{i4} \bar{x}_{i2} + \bar{g}_{i2}(\bar{x}_i, u_i) \\ &+ \bar{\phi}_{i2}(y_i, u_i) \Theta_i(t) + \sum_{\substack{j=1 \\ j \neq i}}^N H_{ij}^b(\bar{x}_j) \end{aligned} \quad (7)$$

$$y_i = \bar{x}_{i2} \quad (8)$$

where  $\bar{x} = \text{col}(\bar{x}_1, \bar{x}_2, \dots, \bar{x}_N)$ ,  $\bar{x}_i = \text{col}(\bar{x}_{i1}, \bar{x}_{i2})$ ,  $\bar{x}_{i1} \in R^{n_i - p_i}$ ,  $\bar{x}_{i2} \in R^{p_i}$ , and

$$\begin{bmatrix} \bar{g}_{i1}(\bar{x}_i, u_i) \\ \bar{g}_{i2}(\bar{x}_i, u_i) \end{bmatrix} := \bar{g}_i(\bar{x}_i, u_i) = T_{c_i} [g_i(x_i, u_i)]_{x_i = T_{c_i}^{-1} \bar{x}_i} \quad (9)$$

$$\begin{bmatrix} \bar{\phi}_{i1}(y_i, u_i) \\ \bar{\phi}_{i2}(y_i, u_i) \end{bmatrix} := T_{c_i} \phi_i(y_i, u_i), \quad (10)$$

$$\begin{bmatrix} H_{ij}^a(x_j) \\ H_{ij}^b(x_j) \end{bmatrix} := T_{c_i} [H_{ij}(x_j)]_{x_j = T_{c_j}^{-1} \bar{x}_j} \quad (11)$$

**Assumption 1.** The uncertain TVPs  $\Theta_i(t)$  satisfy

$$|\dot{\Theta}_i(t)| \leq \mu_i \quad (12)$$

where  $\mu_i$  are known constants and  $\mu_i > 0$ .

Assumption 1 means the bounds on the unknown TVPs are not required, but the rate of changes of these parameters are required to be bounded.

**Assumption 2.** The matrix pairs  $(\bar{A}_i, \bar{C}_i)$  in (3)-(4) are observable for  $i = 1, 2, \dots, N$ .

Under Assumption 2, there exist matrices  $L_i$  such that  $\bar{A}_i - L_i \bar{C}_i$  are stable, and thus for any  $Q_i > 0$  the Lyapunov equations

$$(\bar{A}_i - L_i \bar{C}_i)^T P_i + P_i (\bar{A}_i - L_i \bar{C}_i) = -Q_i \quad (13)$$

have unique solutions  $P_i > 0$  for  $i = 1, 2, \dots, N$ .

For further analysis, introduce partitions of  $P_i$  and  $Q_i$  which are conformable with the decomposition in (6)-(8) as follows

$$P_i = \begin{bmatrix} P_{i1} & P_{i2} \\ P_{i2}^T & P_{i3} \end{bmatrix}, \quad Q_i = \begin{bmatrix} Q_{i1} & Q_{i2} \\ Q_{i2}^T & Q_{i3} \end{bmatrix} \quad (14)$$

where  $P_{i1} \in R^{(n_i - p_i) \times (n_i - p_i)}$ ,  $Q_{i1} \in R^{(n_i - p_i) \times (n_i - p_i)}$ . Then, from  $P_i > 0$  and  $Q_i > 0$ , it follows that  $P_{i1} > 0$ ,  $P_{i3} > 0$ ,  $Q_{i1} > 0$  and  $Q_{i3} > 0$ . The following result is required for further analysis.

**Lemma 1.** The matrices  $\bar{A}_{i1} + P_{i1}^{-1} P_{i2} \bar{A}_{i3}$  are Hurwitz stable, where  $P_{i1}$  and  $P_{i2}$  are defined in (14) and  $\bar{A}_{i1}$  and  $\bar{A}_{i3}$  are defined in (3), if the Lyapunov equations (13) are satisfied.

**Proof.** See Lemma 2.1 in [30].

**Assumption 3.** The functions  $\bar{g}_i(\bar{x}_i, u_i)$  defined in (9) satisfy the Lipschitz condition with respect to  $\bar{x}_i \in R^{n_i}$  and uniformly for  $u_i \in U_i \in R^{m_i}$  for  $i = 1, 2, \dots, N$ .

Assumption 3 implies that there exist nonnegative functions  $\ell_{\bar{g}_{i1}}$  and  $\ell_{\bar{g}_{i2}}$  such that

$$\|\bar{g}_{i1}(\bar{x}_i, u_i) - \bar{g}_{i1}(\hat{x}_i, u_i)\| \leq \ell_{\bar{g}_{i1}}(u_i) \|\bar{x}_i - \hat{x}_i\| \quad (15)$$

$$\|\bar{g}_{i2}(\bar{x}_i, u_i) - \bar{g}_{i2}(\hat{x}_i, u_i)\| \leq \ell_{\bar{g}_{i2}}(u_i) \|\bar{x}_i - \hat{x}_i\| \quad (16)$$

for  $i = 1, 2, \dots, N$ .

Remark 1. Assumption 3 shows that the functions  $\bar{g}_i(\bar{x}_i, u_i)$  defined in (9) satisfy the Lipschitz condition with respect to only  $\bar{x}_i$  instead of  $(\bar{x}_i, u_i)$ . Such an Assumption is reasonable because control inputs  $u_i$  are usually known in observer design, and may relax the limitation to the functions  $\bar{g}_i(\bar{x}_i, u_i)$ .

### III. Adaptive Sliding Mode Observer Design

Consider the system in (6)-(8). Introduce a linear coordinate transformation

$$z_i = \underbrace{\begin{bmatrix} I_{n_i - p_i} & K_i \\ 0 & I_{p_i} \end{bmatrix}}_{T_i} \bar{x}_i \quad (17)$$

where  $K_i = P_{i1}^{-1} P_{i2}$ . In the new coordinate system  $z_i$ , system (6)-(8) has the following form

$$\begin{aligned} \dot{z}_{i1} &= (\bar{A}_{i1} + K_i \bar{A}_{i3}) z_{i1} + (\bar{A}_{i2} - \bar{A}_{i1} K_i + K_i (\bar{A}_{i4} \\ &- \bar{A}_{i3} K_i)) z_{i2} + \bar{g}_{i1}(T_i^{-1} z_i, u_i) + \bar{\phi}_{i1}(\cdot) \Theta_i(t) \\ &+ K_i \bar{g}_{i2}(T_i^{-1} z_i, u_i) + \sum_{\substack{j=1 \\ j \neq i}}^N H_{ij}^a(T^{-1} z) \\ &+ K_i \bar{\phi}_{i2}(y_i, u_i) \Theta_i(t) + K_i \sum_{\substack{j=1 \\ j \neq i}}^N H_{ij}^b(T^{-1} z) \end{aligned} \quad (18)$$

$$\begin{aligned} \dot{z}_{i2} &= \bar{A}_{i3} z_{i1} + (\bar{A}_{i4} - \bar{A}_{i3} K_i) z_{i2} + \bar{g}_{i2}(T_i^{-1} z_i, u_i) \\ &+ \bar{\phi}_{i2}(\cdot) \Theta_i(t) + \sum_{\substack{j=1 \\ j \neq i}}^N H_{ij}^b(T^{-1} z) \end{aligned} \quad (19)$$

$$y_i = z_{i2} \quad (20)$$

where  $z_i = \text{col}(z_{i1}, z_{i2})$  with  $z_{i1} \in R^{n_i - p_i}$ . For system (18)-(20), consider a dynamical system

$$\begin{aligned}\dot{\hat{z}}_{i1} = & (\bar{A}_{i1} + K_i \bar{A}_{i3}) \hat{z}_{i1} + (\bar{A}_{i2} - \bar{A}_{i1} K_i + K_i (\bar{A}_{i4} \\ & - \bar{A}_{i3} K_i)) y_i + \bar{g}_{i1}(T_i^{-1} \hat{z}_i, u_i) + \bar{\phi}_{i1}(\cdot) \hat{\Theta}_i(t) \\ & + \sum_{\substack{j=1 \\ j \neq i}}^N H_{ij}^a(T^{-1} \hat{z}) + K_i \bar{g}_{i2}(T_i^{-1} \hat{z}_i, u_i) \\ & + K_i \bar{\phi}_{i2}(\cdot) \hat{\Theta}_i(t) + K_i \sum_{\substack{j=1 \\ j \neq i}}^N H_{ij}^b(T^{-1} \hat{z})\end{aligned}\quad (21)$$

$$\begin{aligned}\dot{\hat{z}}_{i2} = & \bar{A}_{i3} \hat{z}_{i1} + (\bar{A}_{i4} - \bar{A}_{i3} K_i) y_i + \bar{g}_{i2}(T_i^{-1} \hat{z}_i, u_i) \\ & + \bar{\phi}_{i2}(\cdot) \hat{\Theta}_i(t) + \sum_{\substack{j=1 \\ j \neq i}}^N H_{ij}^b(T^{-1} \hat{z}) + d_i(\cdot)\end{aligned}\quad (22)$$

$$\hat{y}_i = \hat{z}_{i2} \quad (23)$$

where  $\hat{z} = \text{col}(\hat{z}_1, y)$ , and the injection term  $d_i(\cdot)$  is defined by

$$d_i(\cdot) = \rho_i \text{sgn}(y_i - \hat{y}_i) \quad (24)$$

where  $\rho_i$  are positive constants for  $i = 1, 2, \dots, N$ , with adaptive laws

$$\dot{\Gamma}_i = -\sigma_i [\hat{y}_i - d_i(\cdot)] \quad (25)$$

$$\hat{\Theta}_i(t) = \Gamma_i + \sigma_i y_i \quad (26)$$

where  $d_i(\cdot)$  is given in (24), and  $\sigma_i$  are positive constants. Let  $e_{i1} = z_{i1} - \hat{z}_{i1}$ ,  $e_{y_i} = y_i - \hat{y}_i$  and  $e_{\Theta_i} = \Theta_i(t) - \hat{\Theta}_i(t)$ . Then from (18)-(20) and (21)-(23), the error dynamics are described by

$$\begin{aligned}\dot{e}_{i1} = & (\bar{A}_{i1} + K_i \bar{A}_{i3}) e_{i1} + [\bar{g}_{i1}(\cdot) - \bar{g}_{i1}(\cdot)] + \bar{\phi}_{i1}(\cdot) [\Theta_i(t) \\ & - \hat{\Theta}_i(t)] + \sum_{\substack{j=1 \\ j \neq i}}^N [H_{ij}^a(\cdot) - H_{ij}^a(\cdot)] + K_i [\bar{g}_{i2}(\cdot) - \bar{g}_{i2}(\cdot)] \\ & + K_i \bar{\phi}_{i2}(\cdot) [\Theta_i(t) - \hat{\Theta}_i(t)] + K_i \sum_{\substack{j=1 \\ j \neq i}}^N [H_{ij}^b(\cdot) - H_{ij}^b(\cdot)]\end{aligned}\quad (27)$$

$$\begin{aligned}\dot{e}_{y_i} = & \bar{A}_{i3} e_{i1} + [\bar{g}_{i2}(\cdot) - \bar{g}_{i2}(\cdot)] + \bar{\phi}_{i2}(\cdot) [\Theta_i(t) - \hat{\Theta}_i(t)] \\ & + \sum_{\substack{j=1 \\ j \neq i}}^N [H_{ij}^b(\cdot) - H_{ij}^b(\cdot)] - d_i(\cdot)\end{aligned}\quad (28)$$

where  $d_i(\cdot)$  is given in (24) for  $i = 1, 2, \dots, N$ , and

$$\begin{aligned}\bar{g}_{i1}(T_i^{-1} z_i, u_i) &= \bar{g}_{i1}(\cdot), \quad \bar{g}_{i1}(T_i^{-1} \hat{z}_i, u_i) = \bar{g}_{i1}(\cdot) \\ \bar{g}_{i2}(T_i^{-1} z_i, u_i) &= \bar{g}_{i2}(\cdot), \quad \bar{g}_{i2}(T_i^{-1} \hat{z}_i, u_i) = \bar{g}_{i2}(\cdot) \\ H_{ij}^a(T^{-1} z) &= H_{ij}^a(\cdot), \quad H_{ij}^a(T^{-1} \hat{z}) = H_{ij}^a(\cdot) \\ H_{ij}^b(T^{-1} z) &= H_{ij}^b(\cdot), \quad H_{ij}^b(T^{-1} \hat{z}) = H_{ij}^b(\cdot)\end{aligned}$$

From (25) and (26)

$$\begin{aligned}\dot{e}_{\Theta_i} &= \dot{\Theta}_i(t) - \dot{\hat{\Theta}}_i(t) = \dot{\Theta}_i(t) - \{\dot{\Gamma}_i + \sigma_i \dot{y}_i\} \\ &= \dot{\Theta}_i(t) - \{-\sigma_i [\bar{A}_{i3} \hat{z}_{i1} + (\bar{A}_{i4} - \bar{A}_{i3} K_i) y_i \\ &+ \bar{g}_{i2}(\cdot) + \bar{\phi}_{i2}(\cdot) \hat{\Theta}_i(t) + \sum_{\substack{j=1 \\ j \neq i}}^N H_{ij}^b(\cdot) + d_i(\cdot) \\ &- d_i(\cdot)]\} + \{\sigma_i [\bar{A}_{i3} z_{i1} + (\bar{A}_{i4} - \bar{A}_{i3} K_i) z_{i2} \\ &+ \bar{g}_{i2}(\cdot) + \bar{\phi}_{i2}(\cdot) \Theta_i(t) + \sum_{\substack{j=1 \\ j \neq i}}^N H_{ij}^b(\cdot)]\} \\ &= -\sigma_i \bar{A}_{i3} e_{i1} - \sigma_i [\bar{g}_{i2}(\cdot) - \bar{g}_{i2}(\cdot)] - \sigma_i \bar{\phi}_{i2}(\cdot) e_{\Theta_i} \\ &- \sum_{\substack{j=1 \\ j \neq i}}^N \sigma_i [H_{ij}^b(\cdot) - H_{ij}^b(\cdot)] + \dot{\Theta}_i(t)\end{aligned}\quad (29)$$

From the structure of the transformation matrix  $T_i$  in (17) and the fact that  $\hat{z}_i = \text{col}(\hat{z}_{i1}, y_i)$ , it follows that

$$\begin{aligned}\|T_i^{-1} z_i - T_i^{-1} \hat{z}_i\| &= \|T_i^{-1} (z_i - \hat{z}_i)\| \\ &= \left\| T_i^{-1} \begin{bmatrix} e_{i1} \\ 0 \end{bmatrix} \right\| = \|e_{i1}\|\end{aligned}\quad (30)$$

From the analysis above, it is straightforward to see

$$\|T^{-1} z - T^{-1} \hat{z}\| = \|e_1\| \quad (31)$$

where

$$e_1 := \text{col}(e_{11}, e_{21}, \dots, e_{N1}) \quad (32)$$

Therefore, from (15), (16), (30) and (31)

$$\|\bar{g}_{i1}(T_i^{-1} z_i, u_i) - \bar{g}_{i1}(T_i^{-1} \hat{z}_i, u_i)\| \leq \ell_{\bar{g}_{i1}}(u_i) \|e_{i1}\| \quad (33)$$

$$\|\bar{g}_{i2}(T_i^{-1} z_i, u_i) - \bar{g}_{i2}(T_i^{-1} \hat{z}_i, u_i)\| \leq \ell_{\bar{g}_{i2}}(u_i) \|e_{i1}\| \quad (34)$$

$$\|H_{ij}^a(T^{-1} z) - H_{ij}^a(T^{-1} \hat{z})\| \leq \ell_{H^a} \|e_1\| \quad (35)$$

$$\|H_{ij}^b(T^{-1} z) - H_{ij}^b(T^{-1} \hat{z})\| \leq \ell_{H^b} \|e_1\| \quad (36)$$

where  $\ell_{\bar{g}_{i1}}(u_i)$  and  $\ell_{\bar{g}_{i2}}(u_i)$  are nonnegative functions, and  $\ell_{H^a}$  and  $\ell_{H^b}$  are constants.

**Remark 2.** It is well known that sliding mode is a reduced order system. In this paper, the sliding motion governs by the error dynamical systems (27) with adaptive laws (25) - (26) while the error dynamical systems (28) does not affect the sliding motion, which makes the obtained results less conservative.

#### IV. Stability of the Error Dynamical Systems

**Theorem 1.** Under Assumptions 1 – 3, the error dynamical systems (27) with adaptive laws (25) - (26)

are globally uniformly ultimately bounded if the matrix  $W^T + W$  is positive definite, where

$$W = \begin{bmatrix} w^a & w^b \\ w^c & w^d \end{bmatrix}_{2N \times 2N} \quad (37)$$

where  $w^a = (w_{ij}^a)_{N \times N}$ ,  $w^b = (w_{ij}^b)_{N \times N}$ ,  $w^c = (w_{ij}^c)_{N \times N}$ ,  $w^d = (w_{ij}^d)_{N \times N}$ , and

$$w_{ij}^a = \begin{cases} \{\lambda_{\min}(Q_{i1}) - 2\|P_{i1}\|[\ell_{g_{i1}} + \|K_i\|\ell_{g_{i2}}] \\ -2\|P_{i1}\|[\ell_{H^a} + \|K_i\|\ell_{H^b}]\}, & i = j \\ -\|P_{i1}\|[\ell_{H^a} + \|K_i\|\ell_{H^b}], & i \neq j \end{cases}$$

$$w_{ij}^b = w_{ij}^c = \begin{cases} -\{\|P_{i1}\|\alpha_{i1} + \sigma_i\|\bar{A}_{i3}\| \\ +\sigma_i\ell_{g_{i2}} + \sigma_i\ell_{H^b}\}, & i = j \\ \sigma_i\ell_{H^b}, & i \neq j \end{cases}$$

$$w_{ij}^d = \begin{cases} 2\sigma_i\alpha_{i2}, & i = j \\ 0, & i \neq j \end{cases} \quad (38)$$

where  $P_{i1}$  and  $Q_{i1}$  are given in (14), and

$$\|\bar{\phi}_{i1}(\cdot) + K_i\bar{\phi}_{i2}(\cdot)\| \leq \alpha_{i1} \quad (39)$$

$$\|\bar{\phi}_{i2}(\cdot)\| \leq \alpha_{i2} \quad (40)$$

for  $i, j = 1, 2, \dots, N$ .

**Proof.** For systems (27) and (29), consider the candidate Lyapunov function

$$V = \sum_{i=1}^N e_{i1}^T P_{i1} e_{i1} + \sum_{i=1}^N e_{\Theta_i}^T e_{\Theta_i} \quad (41)$$

The time derivative of  $V(\cdot)$  along the trajectories of system (27) and (29) is given by

$$\begin{aligned} \dot{V} &= \sum_{i=1}^N [\dot{e}_{i1}^T P_{i1} e_{i1} + e_{i1}^T P_{i1} \dot{e}_{i1} + \dot{e}_{\Theta_i}^T e_{\Theta_i} + e_{\Theta_i}^T \dot{e}_{\Theta_i}] \\ &= \sum_{i=1}^N \left\{ e_{i1}^T [(\bar{A}_{i1} + K_i \bar{A}_{i3})^T P_{i1} + P_{i1} (\bar{A}_{i1} + K_i \bar{A}_{i3})] e_{i1} \right. \\ &\quad + 2e_{i1}^T P_{i1} [\bar{g}_{i1}(\cdot) - \bar{g}_{i1}(\dot{\cdot})] + 2e_{i1}^T P_{i1} \bar{\phi}_{i1}(\cdot) e_{\Theta_i} + 2e_{i1}^T P_{i1} \\ &\quad \times \sum_{\substack{j=1 \\ j \neq i}}^N [H_{ij}^a(\cdot) - H_{ij}^a(\dot{\cdot})] + 2e_{i1}^T P_{i1} K_i [\bar{g}_{i2}(\cdot) - \bar{g}_{i2}(\dot{\cdot})] \\ &\quad + 2e_{i1}^T P_{i1} K_i \bar{\phi}_{i2}(\cdot) e_{\Theta_i} + 2e_{i1}^T P_{i1} K_i \sum_{\substack{j=1 \\ j \neq i}}^N [H_{ij}^b(\cdot) - H_{ij}^b(\dot{\cdot})] \\ &\quad \left. - 2e_{\Theta_i}^T \sigma_i \bar{A}_{i3} e_{i1} - 2e_{\Theta_i}^T \sigma_i [\bar{g}_{i2}(\cdot) - \bar{g}_{i2}(\dot{\cdot})] - 2e_{\Theta_i}^T \sigma_i \right\} \end{aligned}$$

$$\times \sum_{\substack{j=1 \\ j \neq i}}^N [H_{ij}^b(\cdot) - H_{ij}^b(\dot{\cdot})] - 2e_{\Theta_i}^T \sigma_i \bar{\phi}_{i2}(\cdot) e_{\Theta_i} + 2e_{\Theta_i}^T \dot{\Theta}_i(t) \Big\}$$

From (33)-(36),

$$\begin{aligned} \dot{V} &\leq \sum_{i=1}^N \left\{ -e_{i1}^T Q_{i1} e_{i1} + 2\|P_{i1}\|[\ell_{g_{i1}} + \|K_i\|\ell_{g_{i2}}] \|e_{i1}\|^2 \right. \\ &\quad + 2\|P_{i1}\| \|[\bar{\phi}_{i1}(\cdot) + K_i \bar{\phi}_{i2}(\cdot)]\| \|e_{i1}\| \|e_{\Theta_i}\| + 2\|e_{i1}\| \\ &\quad \times \|P_{i1}\|[\ell_{H^a} + \|K_i\|\ell_{H^b}] \|e_{i1}\| - 2\|e_{\Theta_i}\| \sigma_i \|\bar{A}_{i3}\| \|e_{i1}\| \\ &\quad - 2\|e_{\Theta_i}\| \sigma_i \ell_{g_{i2}} \|e_{i1}\| - 2\|e_{\Theta_i}\| \sigma_i \ell_{H^b} \|e_{i1}\| - 2\|e_{\Theta_i}\| \\ &\quad \times \sigma_i \|\bar{\phi}_{i2}(\cdot)\| \|e_{\Theta_i}\| + 2\|e_{\Theta_i}\| \|\dot{\Theta}_i(t)\| \Big\} \quad (42) \end{aligned}$$

From the definition of  $e_1$  in (32)

$$\|e_1\| \leq \sum_{j=1}^N \|e_{j1}\| = \|e_{i1}\| + \sum_{\substack{j=1 \\ j \neq i}}^N \|e_{j1}\| \quad (43)$$

Then, from (42) and (43)

$$\begin{aligned} \dot{V} &\leq \sum_{i=1}^N \left\{ -e_{i1}^T Q_{i1} e_{i1} + 2\|P_{i1}\|[\ell_{g_{i1}} + \|K_i\|\ell_{g_{i2}}] \|e_{i1}\|^2 \right. \\ &\quad + 2\|P_{i1}\| \|[\bar{\phi}_{i1}(\cdot) + K_i \bar{\phi}_{i2}(\cdot)]\| \|e_{i1}\| \|e_{\Theta_i}\| + 2\|P_{i1}\| \\ &\quad \times [\ell_{H^a} + \|K_i\|\ell_{H^b}] \|e_{i1}\|^2 + \sum_{\substack{j=1 \\ j \neq i}}^N [2\|P_{i1}\|[\ell_{H^a} + \|K_i\| \\ &\quad \times \ell_{H^b}] \|e_{i1}\| \|e_{j1}\| - 2\sigma_i \|\bar{A}_{i3}\| \|e_{i1}\| \|e_{\Theta_i}\| \\ &\quad - 2\sigma_i \ell_{g_{i2}} \|e_{i1}\| \|e_{\Theta_i}\| - 2\sigma_i \ell_{H^b} \|e_{i1}\| \|e_{\Theta_i}\| \\ &\quad - \sum_{\substack{j=1 \\ j \neq i}}^N 2\sigma_i \ell_{H^b} \|e_{\Theta_i}\| \|e_{j1}\| - 2\sigma_i \|\bar{\phi}_{i2}(\cdot)\| \\ &\quad \times \|e_{\Theta_i}\|^2 + 2\|e_{\Theta_i}\| \|\dot{\Theta}_i(t)\| \Big\} \quad (44) \end{aligned}$$

From Assumption 1, (39) and (40)

$$\begin{aligned} \dot{V} &\leq -\sum_{i=1}^N \left\{ \{\lambda_{\min}(Q_{i1}) - 2\|P_{i1}\|[\ell_{g_{i1}} + \|K_i\|\ell_{g_{i2}}] \right. \\ &\quad - 2\|P_{i1}\|[\ell_{H^a} + \|K_i\|\ell_{H^b}]\} \|e_{i1}\|^2 - \{2\|P_{i1}\|\alpha_{i1} \\ &\quad + 2\sigma_i \|\bar{A}_{i3}\| + 2\sigma_i \ell_{g_{i2}} + 2\sigma_i \ell_{H^b}\} \|e_{i1}\| \|e_{\Theta_i}\| \\ &\quad - \sum_{\substack{j=1 \\ j \neq i}}^N [2\|P_{i1}\|[\ell_{H^a} + \|K_i\|\ell_{H^b}] \|e_{i1}\| \|e_{j1}\|] \\ &\quad \left. + \sum_{\substack{j=1 \\ j \neq i}}^N 2\sigma_i \ell_{H^b} \|e_{\Theta_i}\| \|e_{j1}\| + 2\sigma_i \alpha_{i2} \|e_{\Theta_i}\|^2 \right\} \end{aligned}$$



$$+ \sum_{i=1}^N 2\mu_i \|e_{\Theta_i}\| \quad (45)$$

Then, from the definition of the matrix  $W$  in Theorem 1 and the inequality above, it follows that

$$\begin{aligned} \dot{V} &\leq -\frac{1}{2}X^T[W^T + W]X + \gamma\|X\| \\ &\leq -\left(\frac{1}{2}\lambda_{\min}(W^T + W)\|X\| - \gamma\right)\|X\| \quad (46) \end{aligned}$$

where  $\gamma = 2\mu_i$  and  $X = [\|e_{11}\|, \|e_{21}\|, \dots, \|e_{N1}\|, \|e_{\Theta_1}\|, \|e_{\Theta_2}\|, \dots, \|e_{\Theta_N}\|]^T$ .

From the definition of Lyapunov function in (41), it is straightforward to see that

$$\lambda_{\min}(P_{i1})\|X\|^2 \leq V \leq \lambda_{\max}(P_{i1})\|X\|^2$$

where  $X = [\|e_{11}\|, \|e_{21}\|, \dots, \|e_{N1}\|, \|e_{\Theta_1}\|, \|e_{\Theta_2}\|, \dots, \|e_{\Theta_N}\|]^T$ , for all  $X \in R^n$ . It can be seen clearly that  $\lambda_{\min}(P_{i1})\|X\|^2$  belongs to class  $K_\infty$ .

Therefore, from the condition that  $W^T + W$  is positive definite, system (27) is globally uniformly ultimately bounded. Hence the result follows.  $\triangle$

**Remark 3.** From Theorem 1, it follows that  $e_1$  and  $e_{\Theta_i}$  are bounded and thus there exist constants  $\beta_1 > 0$  and  $\beta_2 > 0$  such that

$$\|e_1\| \leq \beta_1, \quad \|e_{\Theta_i}\| \leq \beta_2 \quad (47)$$

where  $\beta_1$  can be estimated using the approach given in [30] by slightly modification.

For system (27)-(28), consider a sliding surface

$$S_i = \{(e_{i1}, e_{y_i}, e_{\Theta_i}) | e_{y_i} = 0\} \quad (48)$$

From the structure of the error dynamical system (27)-(28), it follows that the sliding mode of the error system (27)-(28) with respect to the sliding surface (48) is the system (27) when limited to the sliding surface (48). All that remains is to determine the gains  $\rho_i$  in (24) such that the system (27)-(28) can be driven to the sliding surface  $S_i$  in finite time and a sliding motion maintained thereafter.

**Theorem 2.** Under Assumptions 1-3 and the inequality (40), system (27)-(28) is driven to the sliding surface (48) in finite time and remains on it thereafter if

$$\rho_i \geq (\|\bar{A}_{i3}\| + \ell_{\bar{g}_{i2}} + \ell_{H^b} + \alpha_{i2}\beta_2)\beta_1 + \eta \quad (49)$$

where  $\eta > 0$  is constant,  $\beta_1$  and  $\beta_2$  satisfy (47).

**Proof.** From (28)

$$\sum_{i=1}^N e_{y_i}^T \dot{e}_{y_i} = \sum_{i=1}^N e_{y_i}^T \left\{ \bar{A}_{i3}e_{i1} + [\bar{g}_{i2}(\cdot) - \bar{g}_{i2}(\cdot)] + \bar{\phi}_{i2}(\cdot) \right.$$

$$\begin{aligned} &\times [\Theta_i(t) - \hat{\Theta}_i(t)] + \sum_{\substack{j=1 \\ j \neq i}}^N [H_{ij}^b(\cdot) - H_{ij}^b(\cdot)] - d_i(\cdot) \Big\} \\ &\leq \sum_{i=1}^N \left\{ \|\bar{A}_{i3}\| \|e_{i1}\| \|e_{y_i}\| + \ell_{\bar{g}_{i2}} \|e_{i1}\| \|e_{y_i}\| + \ell_{H^b} \right. \\ &\times \|e_{i1}\| \|e_{y_i}\| + \|\bar{\phi}_{i2}(\cdot)\| \|e_{\Theta_i}\| \|e_{y_i}\| - \rho_i \text{sgn}(e_{y_i}) \Big\} \\ &\leq \sum_{i=1}^N \left\{ (\|\bar{A}_{i3}\| + \ell_{\bar{g}_{i2}} + \ell_{H^b} + \alpha_{i2}\beta_2)\beta_1 \right. \\ &\quad \left. - \rho_i \right\} \|e_{y_i}\| \quad (50) \end{aligned}$$

Applying (49) into (50)

$$\sum_{i=1}^N e_{y_i}^T \dot{e}_{y_i} = -\eta \sum_{i=1}^N \|e_{y_i}\| \quad (51)$$

which implies that  $e_y^T \dot{e}_y \leq -\eta \|e_y\|$ . where  $e_y = \text{col}(e_{y_1}, e_{y_2}, \dots, e_{y_N})$  and the inequality  $\|e_y\| \leq \sum_{i=1}^N \|e_{y_i}\|$  is applied to obtain the inequality above. This shows that the reachability condition is satisfied. Hence the conclusion follows.  $\triangle$

**Remark 4.** From sliding mode theory, Theorems 1 and 2 show that system (21)-(23) is an approximate observer for the system (18)-(20) and the estimation error enters a bounded domain in finite time.

## V. Simulation Example

Consider a nonlinear interconnected system as follows:

$$\begin{aligned} \dot{x}_1 &= \begin{bmatrix} 0 & 1 \\ 2 & -3 \end{bmatrix} \begin{bmatrix} x_{11} \\ x_{12} \end{bmatrix} + \begin{bmatrix} u_1 \\ \sin x_{12} \end{bmatrix} \\ &+ \begin{bmatrix} x_{11} \\ 0 \end{bmatrix} \theta_1(t) + \begin{bmatrix} 0 \\ 0.1x_{21}^2 \end{bmatrix} \quad (52) \end{aligned}$$

$$y_1 = \begin{bmatrix} 1 & 0 \end{bmatrix} \begin{bmatrix} x_{11} \\ x_{12} \end{bmatrix} \quad (53)$$

$$\begin{aligned} \dot{x}_2 &= \begin{bmatrix} 0 & 1 \\ 2 & -3 \end{bmatrix} \begin{bmatrix} x_{21} \\ x_{22} \end{bmatrix} + \begin{bmatrix} u_2 \\ 0.7 \cos x_{22} \end{bmatrix} \\ &+ \begin{bmatrix} x_{21} \\ 0 \end{bmatrix} \theta_2(t) + \begin{bmatrix} 0 \\ 0.7 \sin x_{11} \end{bmatrix} \quad (54) \end{aligned}$$

$$y_2 = \begin{bmatrix} 1 & 0 \end{bmatrix} \begin{bmatrix} x_{21} \\ x_{22} \end{bmatrix} \quad (55)$$

where  $\text{col}(x_1, x_2)$  are the system states,  $y_1$  and  $y_2$  are the system outputs. Let

$$T_{c_i} = \begin{bmatrix} 0 & 1 \\ 1 & 0 \end{bmatrix}, \quad i = 1, 2 \quad (56)$$

The system (52)-(55) can be transformed to

$$\dot{\bar{x}}_1 = \underbrace{\begin{bmatrix} -3 & 2 \\ 1 & 0 \end{bmatrix}}_{\bar{A}_1} \begin{bmatrix} \bar{x}_{11} \\ \bar{x}_{12} \end{bmatrix} + \underbrace{\begin{bmatrix} \sin \bar{x}_{12} \\ u_1 \end{bmatrix}}_{\bar{g}_1(\cdot)} + \underbrace{\begin{bmatrix} 0 \\ \bar{x}_{11} \end{bmatrix}}_{\bar{\phi}_1(\cdot)} \theta_1(t) + \underbrace{\begin{bmatrix} 0.1 \bar{x}_{21}^2 \\ 0 \end{bmatrix}}_{H_{12}(\bar{x}_2)} \quad (57)$$

$$y_1 = \underbrace{\begin{bmatrix} 0 & 1 \end{bmatrix}}_{C_1} \begin{bmatrix} \bar{x}_{11} \\ \bar{x}_{12} \end{bmatrix} \quad (58)$$

$$\dot{\bar{x}}_2 = \underbrace{\begin{bmatrix} -3 & 2 \\ 1 & 0 \end{bmatrix}}_{\bar{A}_2} \begin{bmatrix} \bar{x}_{21} \\ \bar{x}_{22} \end{bmatrix} + \underbrace{\begin{bmatrix} 0.7 \cos \bar{x}_{22} \\ u_2 \end{bmatrix}}_{\bar{g}_2(\cdot)} + \underbrace{\begin{bmatrix} 0 \\ \bar{x}_{21} \end{bmatrix}}_{\bar{\phi}_2(\cdot)} \theta_2(t) + \underbrace{\begin{bmatrix} 0.7 \sin \bar{x}_{11} \\ 0 \end{bmatrix}}_{H_{21}(\bar{x}_1)} \quad (59)$$

$$y_2 = \underbrace{\begin{bmatrix} 0 & 1 \end{bmatrix}}_{C_2} \begin{bmatrix} \bar{x}_{21} \\ \bar{x}_{22} \end{bmatrix} \quad (60)$$

Choose  $L_i = [1 \ 1]$  and  $Q_i = 8I$  for  $i = 1, 2$ . Then, the Lyapunov equation (13) has unique solution:

$$P_i = \begin{bmatrix} 1 & 0.2 \\ 0.2 & 4.2 \end{bmatrix}, \quad i = 1, 2 \quad (61)$$

Therefore, under the transformation  $x_i = (T_i T_{c_i})^{-1} z_i$  with  $T_{c_i}$  defined in (56) and  $T_i$  given by

$$T_i = \begin{bmatrix} 1 & 0.2 \\ 0 & 1 \end{bmatrix}, \quad i = 1, 2 \quad (62)$$

The system can be described in  $z$  coordinates as follows

$$\dot{z}_{11} = -2.8z_{11} + 2.2z_{12} + \sin z_{12} + 0.1(z_{21} - 0.2z_{22})^2 \quad (63)$$

$$\dot{z}_{12} = z_{11} - 0.2z_{12} + (z_{11} - 0.2z_{12})\theta_1(t) + u_1 \quad (64)$$

$$y_1 = z_{12} \quad (65)$$

$$\dot{z}_{21} = -2.8z_{21} + 2.2z_{22} + 0.7 \cos z_{22} + 0.7 \sin(z_{11} - 0.2z_{12}) \quad (66)$$

$$\dot{z}_{22} = z_{21} - 0.2z_{22} + (z_{21} - 0.2z_{22})\theta_2(t) + u_2 \quad (67)$$

$$y_2 = z_{22} \quad (68)$$

For simulation purposes, the controllers are chosen as  $u_i = -k_i x_i$  and  $k_i = [8 \ 2]$  for  $i = 1, 2$ .

By direct computation, it follows that the matrix  $W^T + W$  is positive definite. Thus, all the conditions

of Theorem 1 are satisfied. Therefore the following dynamical system is an asymptotic observer of the system (63) – (68)

$$\dot{\hat{z}}_{11} = -2.8\hat{z}_{11} + 2.2y_1 + \sin \hat{z}_{12} + 0.1(\hat{z}_{21} - 0.2\hat{z}_{22})^2 \quad (69)$$

$$\dot{\hat{z}}_{12} = \hat{z}_{11} - 0.2\hat{z}_{12} + (\hat{z}_{11} - 0.2\hat{z}_{12})\hat{\theta}_1(t) + u_1 + d_1(\cdot) \quad (70)$$

$$\hat{y}_1 = \hat{z}_{12} \quad (71)$$

$$\dot{\hat{z}}_{21} = -2.8\hat{z}_{21} + 2.2y_2 + 0.7 \cos \hat{z}_{22} + 0.7 \sin(\hat{z}_{11} - 0.2\hat{z}_{12}) \quad (72)$$

$$\dot{\hat{z}}_{22} = \hat{z}_{21} - 0.2\hat{z}_{22} + (\hat{z}_{21} - 0.2\hat{z}_{22})\hat{\theta}_2(t) + u_2 + d_2(\cdot) \quad (73)$$

$$\hat{y}_2 = \hat{z}_{22} \quad (74)$$

where  $d_1(\cdot) = 9 \operatorname{sgn}(y_1 - \hat{y}_1)$ ,  $d_2(\cdot) = 9 \operatorname{sgn}(y_2 - \hat{y}_2)$ . The parameters are chosen as  $\beta_1 = 6.5$ ,  $\eta = 2.5$  and  $\sigma_1 = \sigma_2 = 1$ . Then, from (25) and (26), the designed adaptive laws are given by

$$\dot{\Gamma}_1 = -[\dot{y}_1 - d_1(\cdot)] \quad (75)$$

$$\hat{\Theta}_1(t) = \Gamma_1 + y_1 \quad (76)$$

$$\dot{\Gamma}_2 = -[\dot{y}_2 - d_2(\cdot)] \quad (77)$$

$$\hat{\Theta}_2(t) = \Gamma_2 + y_2 \quad (78)$$

Simulation in Figures 1-2 shows the system state variables and their estimations in presence of unknown time varying parameters  $\Theta_1(t) = \Theta_2(t) = 0.3t$ , and simulation in Figures 3-4 shows that the system state variables and their estimations in presence of unknown time varying parameters  $\Theta_1(t) = \Theta_2(t) = 0.6t$ . The estimation error between the states of the system (63)-(68) and the states of the observer (69)-(74) converges to zero globally ultimately bounded. Therefore,  $\hat{z}_i = \operatorname{col}(\hat{z}_{i1}, \hat{z}_{i2})$  in (69)-(74) is an asymptotic estimation of  $z_i = \operatorname{col}(z_{i1}, z_{i2})$  in (63)-(68).

**Remark 5.** It should be noted that the states  $\hat{z}_i = \operatorname{col}(\hat{z}_{i1}, \hat{z}_{i2})$  in (69)-(74) give estimations of the variable  $z_i = \operatorname{col}(z_{i1}, z_{i2})$  in (63)-(68) for  $i = 1, 2$ . From the analysis in Sections II and III, it is straightforward to see that  $\hat{x}_i = (T_i T_{c_i})^{-1} \hat{z}_i$  are estimations of the states  $x_i = [x_{i1} \ x_{i2}]^T$  of the system (52)-(55) where  $T_{c_i}$  and  $T_i$  are defined in (56) and (62) respectively for  $i = 1, 2$ .

## VI. Conclusion

An adaptive sliding mode observer for a class of nonlinear large scale interconnected systems with unknown TVPs has been proposed based on Lyapunov



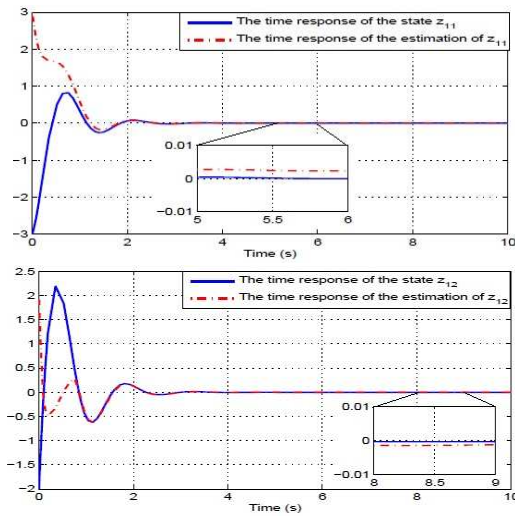


Fig. 1. The time response of the 1st subsystem states and their estimates with  $\Theta_1(t) = \Theta_2(t) = 0.3t$

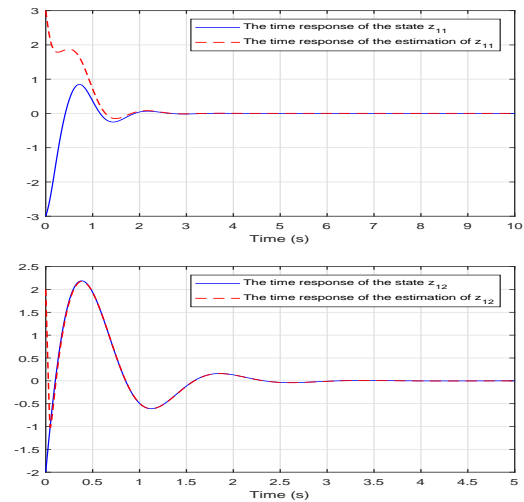


Fig. 3. The time response of the 1st subsystem states and their estimates with  $\Theta_1(t) = \Theta_2(t) = 0.6t$

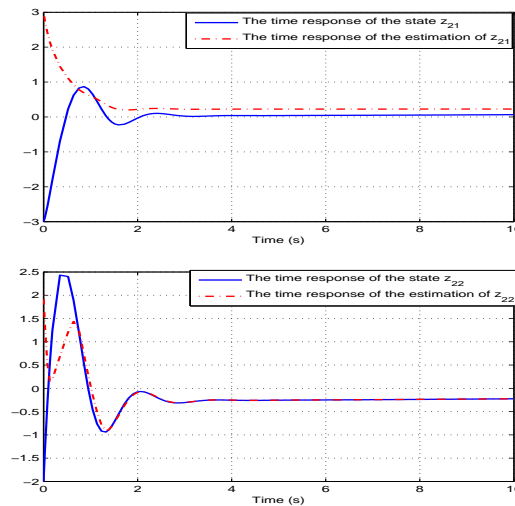


Fig. 2. The time response of the 2nd subsystem states and their estimates with  $\Theta_1(t) = \Theta_2(t) = 0.3t$

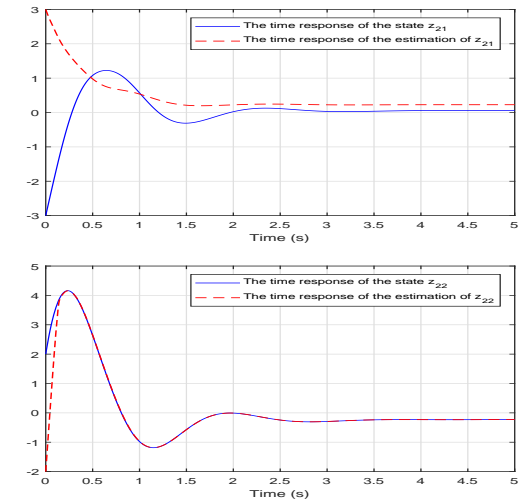


Fig. 4. The time response of the 2nd subsystem states and their estimates with  $\Theta_1(t) = \Theta_2(t) = 0.6t$

direct method. Although bounds on the unknown TVPs are not required, the rate of changes of these parameters are bounded. The technique that used in this paper is combined of sliding mode techniques and adaptive techniques to guarantee the ultimate boundedness of the estimation error of the designed observer. Simulation example has shown that the method is effective.

## REFERENCES

1. Bakule L. “Decentralized control: An overview”. *Annual Reviews in Control*;32(1):87–98 (2008).
2. Yan XG, Spurgeon SK, Edwards C. “Variable-Structure Control of Complex Systems: Analysis and Design”. *Springer*; (2017).
3. Mohamed M, Yan XG, Spurgeon SK, Jiang B. “Robust sliding-mode observers for large-scale systems with application to a multimachine power system”. *IET Control Theory & Applications*;11(8):1307–1315 (2016).
4. Liu WJ. “Decentralized Observer Design for a Class of Nonlinear Uncertain Large Scale Systems with Lumped Perturbations”. *Asian Journal of Control*;18(6):2037–2046 (2016).

5. Han W, Wang Z, Shen Y, Qi J. "L Observer for Uncertain Linear Systems". *Asian Journal of Control*. 2018;.
6. Wang YW, Zhang WA, Dong H, Zhu JW. Generalized Extended State Observer Based Control for Networked Interconnected Systems with Delays. *Asian Journal of Control*. 2018;.
7. Besançon G. "Remarks on nonlinear adaptive observer design". *Systems & Control Letters*;41(4):271–280 (2000).
8. Kreisselmeier G. "Adaptive observers with exponential rate of convergence". *IEEE Transactions on Automatic Control*;22(1):2–8 (1977).
9. Cho YM, Rajamani R. "A systematic approach to adaptive observer synthesis for nonlinear systems". *IEEE Transactions on Automatic Control*;42(4):534–537 (1997).
10. Marine R, Santosuosso GL, Tomei P. "Robust adaptive observers for nonlinear systems with bounded disturbances". *IEEE Transactions on Automatic Control*;46(6):967–972 (2001).
11. Liu Y. "Robust adaptive observer for nonlinear systems with unmodeled dynamics". *Automatica*;45(8):1891–1895 (2009).
12. Yu L, Zheng G, Boutat D. "Adaptive observer for simultaneous state and parameter estimations for an output depending normal form". *Asian Journal of Control*;19(1):356–361 (2017).
13. Bastin G, Gevers MR. "Stable adaptive observers for nonlinear time-varying systems". *IEEE Transactions on Automatic Control*;33(7):650–658 (1988).
14. Farza M, Bouraoui I, Menard T, Abdennour RB, MSAad M. "Adaptive observers for a class of uniformly observable systems with nonlinear parametrization and sampled outputs". *Automatica*;50(11):2951–2960 (2014).
15. Kenné G, Ahmed-Ali T, Lamnabhi-Lagarrigue F, Arzandé A. "Nonlinear systems time-varying parameter estimation: Application to induction motors". *Electric Power Systems Research*;78(11):1881–1888 (2008).
16. Mohamed M, Yan X, Mao Z, Jiang B. "Adaptive Observer Design for a Class of Nonlinear Interconnected Systems with Uncertain Time Varying Parameters";*IFAC Papers Online*;50(1):1421–1426 (2017).
17. Edwards C, Yan XG, Spurgeon SK. "On the solvability of the constrained Lyapunov problem". *IEEE Transactions on Automatic Control*;52(10):1982–1987(2007).
18. Galimidi A, Barmish B. "The constrained Lyapunov problem and its application to robust output feedback stabilization". *IEEE Transactions on Automatic Control*;31(5):410–419 (1986).
19. Deng F, Chen J, Chen C. "Adaptive unscented Kalman filter for parameter and state estimation of nonlinear high-speed objects". *Journal of Systems Engineering and Electronics*;24(4):655–665 (2013).
20. Zhang Y, Zhang C, Zhang X. "State-of-charge estimation of the lithium-ion battery system with time-varying parameter for hybrid electric vehicles". *IET Control Theory & Applications*;8(3):160–167 (2013).
21. Edwards C, Spurgeon S. "Sliding mode control: theory and applications". *Crc Press* (1998); 1998.
22. Utkin V, Guldner J, Shi J. "Sliding mode control in electro-mechanical systems". vol. 34. *CRC press*; (2009).
23. Efimov D, Edwards C, Zolghadri A. "Enhancement of adaptive observer robustness applying sliding mode techniques". *Automatica*;72:53–56 (2016).
24. Yan XG, Edwards C. "Fault estimation for single output nonlinear systems using an adaptive sliding mode estimator". *IET Control Theory & Applications*;2(10):841–850 (2008).
25. Yan XG, Edwards C. "Adaptive sliding-mode-observer-based fault reconstruction for nonlinear systems with parametric uncertainties". *IEEE Transactions on Industrial Electronics*;55(11):4029–4036 (2008).
26. Lin S, Zhang W. "An adaptive sliding-mode observer with a tangent function-based PLL structure for position sensorless PMSM drives". *International Journal of Electrical Power & Energy Systems*;88:63–74 (2017).
27. Chen F, Zhang K, Jiang B, Wen C. "Adaptive Sliding Mode Observer-Based Robust Fault Reconstruction for a Helicopter With Actuator Fault". *Asian Journal of Control*;18(4):1558–1565 (2016).
28. Laghrouche S, Liu J, Ahmed FS, Harmouche M, Wack M. "Adaptive second-order sliding mode observer-based fault reconstruction for PEM fuel cell air-feed system". *IEEE Transactions on Control Systems Technology*;23(3):1098–1109 (2015).
29. Chen X, Park JH, Cao J, Qiu J. "Adaptive synchronization of multiple uncertain coupled chaotic systems via sliding mode control". *Neurocomputing*;273:9–21 (2018).

30. Yan XG, Edwards C. “Robust sliding mode observer-based actuator fault detection and isolation for a class of nonlinear systems”. *International Journal of Systems Science*;39(4):349–359 (2008).