

Kent Academic Repository

Full text document (pdf)

Citation for published version

Khattab, Nabil and Hussein, Shereen (2017) Can religious affiliation explain the disadvantage of Muslim women in the British labour market? *Work, Employment and Society* . ISSN 0950-0170.

DOI

<https://doi.org/10.1177/0950017017711099>

Link to record in KAR

<https://kar.kent.ac.uk/68298/>

Document Version

Author's Accepted Manuscript

Copyright & reuse

Content in the Kent Academic Repository is made available for research purposes. Unless otherwise stated all content is protected by copyright and in the absence of an open licence (eg Creative Commons), permissions for further reuse of content should be sought from the publisher, author or other copyright holder.

Versions of research

The version in the Kent Academic Repository may differ from the final published version.

Users are advised to check <http://kar.kent.ac.uk> for the status of the paper. **Users should always cite the published version of record.**

Enquiries

For any further enquiries regarding the licence status of this document, please contact:

researchsupport@kent.ac.uk

If you believe this document infringes copyright then please contact the KAR admin team with the take-down information provided at <http://kar.kent.ac.uk/contact.html>

Can Religious Affiliation Explain the Disadvantage of Muslim Women in the British Labour Market?

Nabil Khattab, Doha Institute for Graduate Studies and University of Bristol

Shereen Hussein, King's College London

Abstract

This article aims to explain the labour market penalties among Muslim women in Britain. It draws on theories of intersectionality and colour/cultural racism to argue that the labour market experience of British-Muslim women is multiply determined via criteria of ascription such as ethnicity, migration status, race and religion rather than criteria of achievement. The study uses data from the Labour Force Survey (2002-2013) with a large sample (N=245,391) of women aged 19-65. The overarching finding suggests that most Muslim women, regardless of their multiple ascriptive identities, generation and levels of qualifications, still face significant penalties compared with their White-British Christian counterparts. The penalties for some groups such as Pakistani, Bangladeshi and Black-Muslim women are harsher than for Indian and White Muslim women demonstrating how different social markers and multiple identities have contingent relationships to multiple determinants and outcomes.

Keywords: ethnic penalty, inter-generational change, intersectionality, Muslim women, UK labour market, integration.

Introduction

The past 15 years have witnessed particular macro and micro changes in relation to British Muslims in general and Muslim women in particular. The global image of Muslims has negatively shifted due to increased levels of Islamophobia on the one hand (Gottschalk and Greenberg, 2008; Meer and Modood, 2009) and growing resentments among various segments of the population in relation to migration generally on the other hand (Geddes, 2014). Parallel to this, Muslim women now seem to be outperforming Muslim men in relation to their school achievement and are more likely to obtain higher qualifications and degrees (Khattab and Modood, 2017). These changes are likely to affect the opportunity structure and employment prospects of Muslim women in two different and opposing directions. The increased levels of discrimination against Muslims and greater resentments towards migration are likely to restrict these opportunities, whereas an increased proportion of Muslim women obtaining higher qualifications and degrees is likely to improve their labour market opportunities and facilitate better integration. However, the thorough literature review undertaken for this research did not yield even a single systematic study that focuses exclusively on the disadvantages of Muslim women in the UK labour market. Evidence-based knowledge in relation to how well Muslim women are incorporated within the British labour market is therefore limited.

This article draws on the ‘intercategorical complexity’ approach (McCall, 2005) and the intersectionality literature more generally (Choo and Ferree, 2010), to examine how and to what extent the labour market experience of British-Muslim women is multiplied via criteria of ascription such as ethnicity, migration trajectories (first and second generations), race, gender and religion rather than criteria of achievement, such as education (Treiman, 1970). Moreover, by analysing a range of labour market outcomes such as economic activity, obtaining professional and managerial jobs (salaried jobs) and earnings from work, the study

will help address the question of whether the labour market experience of Muslim women is fixed across the labour market outcomes, or is contingent upon the specific outcome.

Furthermore, this study provides an up-to-date analysis of the position of British-Muslim women in the labour market by using the Labour Force Survey (LFS) data from 2002 to 2013. These together provide a fine-tuned picture of the labour market penalties facing Muslim women in the UK, while advancing the readers' understanding of how assuming multiple identities can often shape the experience of multiply-marginalised individuals and groups (Choo and Ferree, 2010).

Intersectionality and multiply determined inequality

Muslim women do not enter the labour market solely as women; they face a multitude of challenges invoked by their ethnicity, race, migration status, culture and religion. They also cannot be treated as a homogeneous group as issues of race, ethnicity, migration and class are of great importance in understanding their multiple identities as well as experience in the UK labour market (Brah, 1993; Ruwanpura, 2008). In this context, Muslim women occupy multiple positions and identities that are complex and multi-directional. The visible identity for some, especially when wearing the veil or hijab, as well as other markers such as colour and dress code, play an important part in the construction of 'otherness' (Brah and Phoenix, 2013; Brown, 2006) and reflect the intersectionality and shifting nature of race and ethnic boundaries (Crenshaw, 1991; Arrighi, 2001; Lewis, 2004; Archer and Francis, 2006; Reay et al., 2007). This suggests that the experience of an individual within a given racial or ethnic identity (e.g. being white or black) is not shaped or determined only by his or her membership within that particular identity, but is relational to several identities (Hall, 1992). The effect of each intersection is likely to be amplified or indeed defused depending on how

salient other intersections are and vice versa. For example, whiteness can be an asset for one group (e.g. white middle-class women), but it loses its importance, or at least some of it, for other classes or religious groups (i.e. white working-class women).

Following a relational positioning concept, one can argue that the value that is attached to certain categories of class or ‘colour’ can shift and change in how it is perceived by others (e.g. majority group) depending on their other identities, for example religion or migration (Franks, 2000). Here, the formulation of ‘otherness’ is never static and is always ‘in process’; consequently racism and racializing practices are not limited to one identity (Fox et al., 2012), do not apply equally to all groups (Khattab, 2009; Khattab and Johnston, 2013) and do not operate at the same extent across the labour market outcomes (Khattab and Johnston, 2015). For example, in the past both Jews and Irish in Britain faced racism and discrimination (Ghail, 2000; Knepper, 2007), whereas at present East European migrants and even White-British women who convert to Islam face different forms of racism (Franks, 2000; Fox et al., 2012; Suleiman, 2013). Through this process, some groups might experience multiple layers of racialisation “otherness” (e.g. being Black, a migrant and a Muslim). Other groups, such as White-British Muslim women, are likely to experience a peculiar and unique position due to subscribing to the same ethnicity as the majority population on the one hand and are identified as others because of their religious background on the other hand, especially if they wear the hijab (Franks, 2000; Suleiman, 2013; Moosavi, 2015). These variations are also likely to be reflected in relation to migration trajectories, for example between first and second generation migrants within and between groups.

Intersectionality and the effect of criteria of achievement

Similar to other migrants, Muslim women, especially first generation and those newly arrived into Britain, are likely to face labour market penalties due to the lack of language skills, knowledge and familiarity with the system of the new host country (Chiswick, 1978; Borjas,

1994; Chiswick, 1999; Reitz, 2001; Chiswick and Miller, 2002) and other socio-cultural factors such as women's gender role attitudes and preferences (Koopmans, 2016). In the classical work of Chiswick (1978) on the earnings of foreign-born men in the US, he argues that the economic opportunities of migrants will improve rapidly over time and the initial gaps between them and the host population will be closed as migrants will adapt their skills to the host society. The de-valuation of their human capital and qualifications is likely to be a naturally occurring adjustment period that blurs the linkage between human capital and labour market outcomes. During this period of adjustment, incidents of over-qualification, unemployment and low-paid jobs are to be expected (Nielsen, 2011).

However, obtaining language skills and improving human capital by migrants and minorities can only elevate their socio-economic status within the host society only if their multiple identities are neutral. In the case of Muslim women in Britain, none of their multiple identities are neutral. Their ethnicity, religion, migration status and race are all significant, linked and operate simultaneously in the process of shaping their opportunity structure. If migrants and their descendants (the second generation and beyond) are racialized by the majority group and are seen as 'others', their human capital can be devalued and are subsequently marginalized in the labour market as is shown in relation to Chinese migrant women in Canada (Man, 2004). Under these circumstances, the initial disadvantages of some ethnic groups can become long term penalties that persist during their working lives (Borjas, 1994) and in the case of Muslims in some Western societies, these penalties are being transmitted to second generations.

As much as the labour market penalties may vary according to whether a group has been racialized and its level of visibility (physical and cultural), it may also vary according to labour market position or outcome. It is possible that the main barrier or penalty facing

minorities in Britain is entering the labour market and finding jobs commensurate with their qualifications (see Cheung and Heath, 2007), especially jobs within the salariat class (Cheung, 2014; Khattab and Johnston, 2015). These studies suggest that when minorities (men or women) eventually find these jobs, they tend to receive the same level of returns, for example wages, as majority workers. Thus, theoretically, Muslim women in Britain are likely to face substantial penalties in finding employment and obtaining jobs within the salariat class. However, their pay is likely to be similar to the pay of the majority group, especially in the case of second generation. If this hypothesis turns out to be true, then the multi-impact of intersectionality in relation to the labour market experience of Muslim women would be particularly salient at the stage of transition into the labour market and matching jobs with skills and qualifications.

In light of the above discussion, this study will significantly advance the literature on the labour market incorporation of ethnic and religious minority women in general and Muslim women in particular. It helps understand how different social markers and multifarious identities have contingent relationships to multiple determinants and outcomes.

Methods and data

An ‘intercategorical complexity’ methodological approach is adopted to capture the complex intersectionality and co-constitution of gender, race and religion in relation to labour force outcomes (McCall, 2005; Lutz et al., 2011). Existing analytical categories are utilized through this approach to investigate relationships of inequalities along the multiple, and sometime conflicting dimensions of religion and race. Existing inequalities are thus examined in relation to already constituted social groups with the aim of explicating those relationships.

Within this approach, gender, religion and race are treated as ‘anchor’ points, which are not static but are used to identify relative inequalities (Nakano Glenn, 2002).

In this article, data is utilized from twelve April-June quarters of the Labour Force Survey (LFS) between 2002 and 2013. The Quarterly Labour Force Survey is the single most important source of labour market data in the UK. It is a large random survey of around 60,000 households sampling over 155,000 individuals. Each quarter is made up of five waves of around 12,000 households were interviewed over five successive quarters. Within any one quarter, the survey captures around 70,000 of the working population. However, in some cases, where the sample is broken down by a large number of variables such as ethnicity, religion, gender, labour market outcomes, qualification and so on, some estimates might be unreliable due to sample size issues. One way of increasing the statistical power and reliability of survey data is to increase the sample size on which it is based. While the annual sample size is fixed, several years' worth of data can be pooled to produce estimates for the average of the combined years (See for example: Almond and Healey, 2003; Gauchat, 2012; Rafferty, 2012).

The availability of information on religion, ethnicity, qualifications and employment patterns on the one hand and the pooling together of a large number of quarters on the other hand make the LFS a valuable source for such analysis. For theoretical purposes, the analysis has been restricted to Christian and Muslim women aged 19-65. All women who have self-subscribed to a religious category other than Christian or Muslim (e.g. Jews, Hindus, Sikh, No Religion and others) have been excluded from the analysis. The prime interest here is to understand how Muslim women perform in the labour market compared to the majority group of Christian White-British women, which was used as the reference group in the multivariate analysis. The pooled data generated an initial sample of 245,391 women, of which 8,444 were Muslim. However, the sample size varies when different analysis and

different variables are used, mainly because of missing observations in the original data and due to the relatively lower labour market participation rates among Muslim women in general.

Dependent variables

Economic activity: measured using the LFS economic activity question, with three categories: 1: people in employment, both self-employed and employed; 2: unemployed people seeking work; and 3: economically inactive.

Salariat class: defined and measured using the highest two occupational classes of higher and lower grade professional occupations of the National Statistics Socio-economic Classification (NS-SEC). This classification is based on Goldthorpe's class scheme (Erikson and Goldthorpe, 1992). Occupations falling within the salariat are regulated through a service relationship such as lawyers, scientists, higher education teaching professionals and professional engineers (higher salariat) or schoolteachers, social workers, nurses (lower salariat). All occupations falling within the salariat were coded as 1, whereas all other classes were coded 0.

The earning (pay) variable: measured using the 'gross hourly pay' variable derived by the Office of National Statistics in the LFS data. The natural logarithm (LN) transformation was used in the regression model to fit the normal distribution requirement (Oaxaca, 1973).

Independent variables

The main independent variables of interest are the ethno-religious background and generation. Information on ethnicity, religion, country of birth, year of birth and year of arrival into Britain was used to derive the ethnic-generation background as a multi-

dimensional variable covering ethnicity, religion and generation as the main single predictor in most of the models. The variables included: first generation Indian-Muslims (mean age 43); second generation Indian-Muslims (mean age 30); first generation Pakistani-Muslims (mean age 40); second generation Pakistani-Muslims (mean age 30); first generation Bangladeshi-Muslims (mean age 38); second generation Bangladeshi-Muslims (mean age 27); White-British Muslim (mean age 38); White-Other Muslim (mean age 36); Black-Muslims (mean age 35); White-British Christian (mean age 45).

Additionally, the following independent variables have also been included in the analysis: age, age², marital status, number of children under the age of 10, qualifications, part-time versus full-time employment, occupational attainment (two-digit scale), working in the public sector versus the private sector, length of employment experience with current employer, region of residence and **year of survey to control for periodical effects**¹. In the models predicting economic activity and earnings, interaction terms were included between qualifications and the ethnic-generation background. The same interaction could not be included in the model for predicting the likelihood of obtaining salariat jobs due to the small sample size of some of the groups. The second best option was using the generation variable instead of the ethnic-generation background.

Findings

Descriptive analysis

The analysis starts by examining the distribution of the three labour market outcomes by the ethnic-generation background. Figure 1 (Appendix 1) shows that White-British Christian women had the highest proportion in employment (68%), the lowest rate of unemployment (2.5%) and the lowest rate of economic inactivity. It also shows that in general, second

generation Muslim women did better than the first generation in terms of economic activity, but this pattern is reversed in relation to unemployment. The main difference between Muslim and Christian White-British women is in the category of inactive labour participation, where 53 percent of the former group were inactive compared to only 29 percent of the latter. While a very similar pattern in relation to the salariat class emerged in Figure 2, the story differs substantially when examining the mean gross hourly pay presented in Figure 3. First and second generation Indian-Muslim women earned the highest income (£11.43 and £11.24 respectively) followed by White-British Christians who earned on average £10.19 placing them just above second generation Pakistani-Muslim women who earned on average £10.13 per hour. First generation Pakistani-Muslim women were not far behind their second generation counterparts with £9.63, just ahead of White-British Muslim women who earned £9.13 per hour. First generation Bangladeshi-Muslim women earned the lowest income (£7.37), just below White-Other Muslims (£7.97). Second generation Bangladeshi-Muslim and Black Muslim women earned on average £8.11 and £8.65 per hour respectively.

Multivariate analysis

A logit model was employed to analyse economic activity and obtaining salariat jobs and a linear mixed effect model to analyse pay gaps across the different groups compared to the majority White-British Christian women (the reference group). The logit model was used because of its importance in establishing the claim about structural penalties (i.e. ethnic or religious). If the logit results showed a significant ‘slope’, based on ethnic or religious factors, it could constitute the empirical basis for claiming that there is a ‘penalty’, such that there are socio-structural factors that cause certain lower rates of employment rather than individual influences. It is argued to be a more robust way of showing the influence of

structural factors as the unit of interpretation, rather than any particular individual unit of analysis (Schmidt and Strauss, 1975). In addition, a number of interactions between the various intersects (e.g. ethnicity, generation and qualifications) were included to account for the converging effect of these intersects on the labour market experience of Muslim women in Britain.

Modelling economic activity

This labour market outcome has been modelled using a multinomial logit regression model which estimates the odds-ratios of falling in the category of unemployment or economic inactivity compared to the reference category (being in employment). A coefficient that is less than 1 indicates lower odds of falling within the specific category relative to the reference category (being employed as in this case). A coefficient that is greater than 1 indicates higher odds of falling within the specific category relative to the reference category.

In the first two columns of Table 1, the results of being unemployed or economically inactive are compared to being in employment (the reference category) without introducing the interaction terms. The results show that all of the groups were more likely to be unemployed or economically inactive than being in employment. The only statistically insignificant result is in relation to White-British Muslims in the case of unemployment. This suggests that White-British Muslim and White-British Christian women had the same probability of experiencing unemployment. Furthermore, the coefficients associated with second generation are substantially smaller than the coefficients associated with first generation suggesting a reduced penalty for second generation Indian-Muslim, Pakistani-Muslim and Bangladeshi-Muslim women lending support to the assimilation theory (Chiswick, 1983; Chiswick and Miller, 2002; Koopmans, 2016). The results in the case of unemployment show that Black-

Muslim women were similar to other first generation groups, whereas Muslim White-Others were similar to second generation groups. This might suggest that Muslim White-Others faced a reduced penalty, which might be attributed to race but also to their knowledge and awareness of the culture.

‘TABLE 1 here’

Turning to the model with interaction terms, Table 1 shows that in relation to unemployment, qualifications seemed to operate in the same way across all groups. The only exception is the impact of qualifications among first generation Pakistani-Muslim women. For them, higher qualifications (tertiary and secondary) were associated with a greater risk of unemployment. This might relate to various factors including their original migration trajectories and whether they had accompanied their partners and did not seek employment at the time of migration. It also may relate to qualification recognition and their language skills. Furthermore, adding the interaction term to the analysis reduces the differences between most of the Muslim groups and White-British Christian women, suggesting that some of the initial differences observed in the first model might be linked to different impacts of qualification among these groups. Interestingly, including the interaction term between ethnic-generation and qualification reveals that the main difference in the risk of unemployment between White-British Muslim and White-British Christian women relates only to women with no qualifications. This suggests that White-British Muslim women did not face any penalties in unemployment if they held secondary or higher qualifications when compared to the group of White-British Christian women.

The last column in Table 1 shows that qualifications were very important in reducing economic inactivity among all groups of Muslim women. Muslim women with tertiary

education were in fact less likely to be economically inactive than White-British Christian women relative to being in employment. All but two coefficients are statistically insignificant; for second generation Indian-Muslims and White-Other Muslim women. This does not automatically suggest that Muslim women are less likely to be economically active than White-British Christian due to discrimination, although this is a viable possibility given the strong evidence of discrimination based on names (Andriessen et al., 2012; Bertrand and Mullainathan, 2004; Blommaert, Coenders and Van Tubergen, 2014; Budhwar et al., 2010). Equally, this outcome could be a result of cultural preferences and the impact of other socio-cultural factors that have not been examined here (Koopmans, 2016).

Modelling salariat jobs

Table 2 summarizes the logistic regression analysis for predicting the salariat jobs in three models. The first model includes the ethnic-generation background, whereas in the second and third models, this variable has been replaced by the generation variable so that the interaction with qualifications can be added in the third model. Adding the interaction term using the ethnic-generation background variable destabilized the analysis, yielding unreasonably large exponents due to the small sample size for some of the groups. In order to allow some examination for the differential impact of education across generations, the second best option was to utilize the generation variable instead.

Model 1 shows that while controlling for other factors, all groups of Muslim women were significantly less likely to obtain jobs within the salariat class when compared to their British-Christian women counterparts. While all Muslim women seemed to face a penalty here, the coefficients (odds-ratios) associated with second generation are somewhat larger than the coefficients associated with first generation suggesting that they faced a reduced penalty

compared to first generation. White-British Muslim women have the largest coefficient (odds-ratio of 0.68) suggesting that they faced the lowest penalty, yet this penalty is still significant. Consistent with previous results, findings related to White-Other Muslim and Black-Muslim women were similar to first generation Pakistani and Bangladeshi women.

‘TABLE 2 here’

Model 2 confirms this generation difference (OR= 0.22 and 0.51 for first and second generation respectively). However, when the interaction term between generation and qualification is included in model 3 (third column in Table 3), this initial difference between first and second generation was diminished (OR=0.04 and 0.05 for first and second generation respectively). Model 3 also shows that the likelihood for obtaining salariat jobs for both generations of women with no qualifications was significantly reduced further. The interaction terms show that the effect of tertiary education on obtaining salariat jobs for first and second generation is 6.78 and 12.20 times (respectively) the effect of tertiary education for White-Christian women. The equivalent effect of secondary education for first and second generation is 5.55 and 9.32 times (respectively) the effect for White-Christian women. This difference in the impact of education is attributed to the very large and significant differences between first and second generation Muslim women and White-Christian women in the odds of obtaining salariat jobs within the no qualification category. This implies that education is more important for Muslim women, especially second generation for attaining a salariat job than for White-Christian women.

Modelling the gross hourly pay

The pay variable uses the information on ‘gross hourly pay’ provided by respondents. For the regression models, a natural logarithmic transformation was applied to fit the normal

distribution requirement. Table 3 presents the findings of 3 mixed-effect models examining differentials in gross hourly pay. The first model in Table 3 controls only for the ethno-religious background as a one-level model. The second model controls for all of the other variables including the two-digit standard classification of occupations to define the second level (random effect) in the model, or within occupation differentials. In the third model, an interaction term between the ethno-generation background variable and qualifications is further included.

Model 1 shows that there are only two groups that earned significantly less than White-British Christian women: first generation Bangladeshi-Muslim and Muslim-Other women. However, more significant differences appeared when the other independent variables were added to Model 2. There are three more groups that on average earned significantly less than White-British Christian women; first generation Pakistani-Muslim, second generation Bangladeshi-Muslim and Black-Muslim women. In contrast to these groups, Indian-Muslim women (both generations), second generation Pakistani-Muslim and White-British Muslim women seemed to face no significant pay penalties when compared to White-British Christian women.

‘TABLE 3 here’

When the interaction term is taken into account in Model 3, all of the coefficients that are associated with the ethnic-generation main variable lose their statistical significance suggesting that for women with no qualifications, there was no religious penalty. However, when turning to the interaction between the ethnic-generation background and qualifications, only three statistically significant interactions were found. Compared to White-British

Christian, first generation Indian-Muslim women with tertiary education had a higher pay return for their qualifications, but Black-Muslim women with secondary and tertiary education had a lower pay return on their qualifications. This means that Black-Muslim women were the only group to suffer a significant pay penalty. The likely explanation for their pay penalty is their skin colour (blackness) rather than their religious affiliation, showing how the influence of some intersections are never static and are always ‘in process’ (Crenshaw, 1991; Arrighi, 2001) and is contingent upon the particular circumstances of the group and the specific aspect of the labour market.

In order to establish that the difference between first and second generation was significant within each of the labour market outcomes studied, further analysis was carried out. In this analysis, the same equations were used for model 3 to calculate the predicted outcomes for each respondent. One-way ANOVA was then used to examine whether the differences are statistically significant; these results are presented in Table 4 (Appendix 2).

The results presented in Table 4 provide solid evidence that second generation Muslim women (Indian, Pakistani and Bangladeshi) performed significantly better than their first generation counterparts. The only exception is Indian-Muslim women in the case of earnings where no significant differences were found between first and second generation.

Discussion

This article analysed Labour Force Survey data between 2002 and 2013 in order to examine how and to what extent the labour market experience of British-Muslim women is multiply determined via criteria of ascription such as ethnicity, race, gender and religion and to what extent this experience is contingent upon the specific labour market outcome. The overarching finding suggests that most Muslim women, regardless of their multiple ascriptive

identities, generation and levels of qualifications, still face significant penalties compared with their White-British Christian counterparts. For example, except for White-British Muslim in the case of unemployment, all other groups (Indian-Muslims, Pakistani-Muslims, Bangladeshi-Muslims, Muslim White-Others and Black-Muslims) were more likely to be unemployed or economically inactive and less likely to obtain jobs in the salariat class.

However, the data presented in this article leave little doubt that the labour market experience of Muslim women varies enormously by ethnicity, the type of labour market outcome under study and by generation. It seems that their labour market performance is highly sensitive to their complex intersectionality of gender, race/ethnicity and religion (Lutz, Vivar, and Supik, 2011; McCall, 2005). They do not experience the labour market only as women, but also their different dimensions of identity (ethnic, religious and migration status) intertwined in a way that constructs complex social locations and complex inequalities.

In the case of Muslim women, their religious identity might have greater influence than other identities because it is likely to operate extrinsically through unfair practices by employers (Dale, 2002; Ghumman and Ryan, 2013; Blommaert et al., 2014) and intrinsically through women's choices and cultural preferences (Dale et al., 2002). The latter impact is likely to be associated with a narrower range of jobs that Muslim women are prepared to take (Spierings et al., 2010). The results in relation to the inter-generational difference and ethnic differences found in this study might relate to various factors including resilience and adaptation developed by second generation Muslims, as well as the way second generation Muslim women and some ethnic groups such as Indian-Muslims express their religious identity, both through dress code and practice (Brown, 2006).

Similar to previous research, this study demonstrates that education plays a key factor in determining the probability of Muslim women joining the labour market and obtaining salariat jobs (Dale et al., 2002). In the case of Indian-Muslim women, it was shown that their

earning returns on qualifications were significantly greater than the returns among White-British Christian women. This being said, the findings in relation to earnings have demonstrated that all Muslim women, except for Black-Muslim women, do not experience any significant penalties in relation to ethnic-religious identity. Such findings support the hypothesis that the main labour market penalty facing Muslim women in Britain is finding jobs that are relevant to their qualifications, but once they do, they tend to receive the same level of returns (Cheung and Heath, 2007; Khattab and Johnston, 2015).

Black-Muslim women were the only group to experience a significant pay penalty. Together with the penalties they experience in unemployment and obtaining salariat jobs, they appear to be the most disadvantaged female Muslim group in the UK. This, to a certain extent, supports initial anticipations and predictions that Black-Muslim women might face additional penalties due to their visible social markers through skin colour (blackness) more than any other Muslim group (Khattab and Modood, 2015).

This study also highlights some interesting findings in relation to the experience of White-British Muslim women. In spite of belonging to the same ethnicity as their British-Christian counterparts, and having the understanding of the labour market as well as the understanding of the British culture, they seem to experience some significant penalties, especially in attaining salariat jobs. This may suggest that they could be facing a Muslim penalty, especially as many of them wear the hijab (Franks, 2000; Moosavi, 2015) which makes them visible and consequently identified as 'others', suggesting a racializing processes that is not based primarily on race but on other differences, in this case religious identity. Compared to other Muslim groups (first and second generation), the penalty White-British Muslim women seem to face is much lighter than the penalty facing other Muslim groups confirming some expectations related to the multiple disadvantaging factors the latter groups may face. However, it is difficult to ascertain the source of such penalty and whether it is directly

associated with their conversion to Islam. Although a recent study suggests it might be linked to increased Islamophobia (Moosavi, 2015), further research is required using data on religiosity, practice and attitudes as well as qualitative data on the actual experience of these women to develop further understanding. Moreover, data on their labour market profile and experience before converting to Islam would be needed to allow further analysis and comparison.

The finding in relation to inter-generational differences does not directly confer with that of a recent study of Cheung (2014) in which she found that second generation shows little advancement in all labour outcomes examined, but it lends more support to the migrant assimilation theory (Chiswick, 1978). These differences are significantly large and cannot be attributed to factors other than a converging effect. Further studies using data covering third generation would validate this hypothesis further.

Conclusions

Using pooled LFS data, this study depicts the complex inequality structure facing Muslim-women in the labour market. On the one hand, Muslim women are disadvantaged within the labour market but on the other hand, the extent of their disadvantage varies by their ethnicity migration status (first or second generation) and other social markers. This demonstrates how different social markers and multiple identities have contingent relationships to multiple determinants and outcomes. This may also encompass the different articulation of Muslim identities adopted by different groups of Muslim women and how they are perceived by a wide range of stakeholders reflecting variable mode of incorporations including variable opportunities for different groups (Haller et al., 2011). The variation in the experience of first and second generation may suggest differences in religiosity but also differences in specific

dress code, expression of own Muslim identity, as well as developing coping-strategies and resilience including theological strategies to counter institutional and individual racialisation (Brown, 2006). Within such context, the specific impact of migration trajectories, gender, race and religion in terms of specific labour market penalties are more difficult to establish for Muslim women, due to both the diversity within this group as well as the complexities of own and perceived identity of otherness.

Moreover, despite the importance of religious identity and the level of religiosity in determining the engagement of Muslim women in the labour market, a direct examination of the effect of religiosity was not possible in this study due to lack of information about this factor in the LFS data. While the observed differences between Muslim women and the majority group might be a result of discriminatory practices, further research that takes into account measures of religiosity and other social-cultural factors is required in order to make a clear inference in relation to the labour market penalties that Muslim women face in Britain.

Acknowledgement

The authors would like to thank the three anonymous reviewers for their very helpful and constructive comments. They would also like to thank the Editor Professor Melanie Simms for her thorough comments and support during the review process. Finally, they would like to thank the Office for National Statistics and the UK Data Service for their permission to use the Quarterly Labour Force Survey data.

References:

- Almond S and Healey A. (2003) Mental health and absence from work: New evidence from the UK Quarterly Labour Force Survey. *Work, Employment and Society*.
- Archer L and Francis B. (2006) Challenging Classes? Exploring the Role of Social Class within the Identities and Achievement of British Chinese Pupils. *Sociology* 40(1): 29-49.
- Arrighi BA. (2001) *Understanding inequality: the intersection of race/ethnicity, class, and gender*: Rowman & Littlefield.
- Blommaert L, Coenders M and Van Tubergen F. (2014) Discrimination of Arabic-named applicants in the Netherlands: an internet-based field experiment examining different phases in online recruitment procedures. *Social forces* 92(3): 957-982.
- Borjas GJ. (1994) The economics of immigration. *Journal of economic literature*: 1667-1717.
- Brah A. (1993) 'Race' and 'Culture' in the Gendering of Labour Markets: South Asian Young Muslim Women and the Labour Market. *New Community* 19(3): 441-458.
- Brown K. (2006) Realising Muslim women's rights: The role of Islamic identity among British Muslim women. *Women's studies international forum*. Elsevier, 417-430.
- Cheung SY. (2014) Ethno-religious minorities and labour market integration: generational advancement or decline? *Ethnic and Racial Studies* 37(1): 140-160.
- Cheung SY and Heath A. (2007) Nice work if you can get it. In: Heath AF and Cheung SY (eds) *Unequal Chances: Ethnic Minorities in Western Labour Markets*. Oxford: Oxford: OUO for the British Academy, 507-550.
- Chiswick BR. (1978) The effect of Americanization on the earnings of foreign-born men. *The Journal of Political Economy* 86(5): 897-921.
- Chiswick BR. (1983) The earnings and human capital of American Jews. *The Journal of Human Resources* 18(3): 313-336.
- Chiswick BR. (1999) Are immigrants favorably self-selected? *American Economic Review*: 181-185.
- Chiswick BR and Miller PW. (2002) Immigrant earnings: Language skills, linguistic concentrations and the business cycle. *Journal of Population Economics* 15(1): 31-57.
- Choo HY and Ferree MM. (2010) Practicing intersectionality in sociological research: A critical analysis of inclusions, interactions, and institutions in the study of inequalities. *Sociological theory* 28(2): 129-149.
- Crenshaw K. (1991) Mapping the margins: Intersectionality, identity politics, and violence against women of color. *Stanford law review* 41(6): 1241-1299.
- Dale A. (2002) Social Exclusion of Pakistani and Bangladeshi Women. *Sociological Research Online* <<http://www.socresonline.org.uk/7/3/dale.html>>(3).
- Dale A, Shaheen N, Kalra V, et al. (2002) Routes into education and employment for young Pakistani and Bangladeshi women in the UK. *Ethnic and Racial Studies* 25(6): 942-968.
- Erikson R and Goldthorpe JH. (1992) *The Constant Flux: A Study of Class Mobility in Industrial Societies*, Oxford, England: Clarendon.
- Fox JE, Moroşanu L and Szilassy E. (2012) The racialization of the new European migration to the UK. *Sociology*: 0038038511425558.
- Franks M. (2000) Crossing the borders of whiteness? White Muslim women who wear the hijab in Britain today. *Ethnic and Racial Studies* 23(5): 917-929.
- Gaucht G. (2012) Politicization of science in the public sphere a study of public trust in the United States, 1974 to 2010. *American Sociological Review* 77(2): 167-187.
- Geddes A. (2014) The EU, UKIP and the Politics of Immigration in Britain. *The Political Quarterly* 85(3): 289-295.

- Ghail MM. (2000) The Irish in Britain: the invisibility of ethnicity and anti-Irish racism. *Journal of Ethnic and Migration Studies* 26(1): 137-147.
- Ghumman S and Ryan AM. (2013) Not welcome here: Discrimination towards women who wear the Muslim headscarf. *Human relations* 66(5): 671-698.
- Gottschalk P and Greenberg G. (2008) *Islamophobia: making Muslims the enemy*: Rowman & Littlefield.
- Haller W, Portes A and Lynch SM. (2011) Dreams fulfilled, dreams shattered: Determinants of segmented assimilation in the second generation. *Social forces* 89(3): 733-762.
- Khattab N. (2009) Ethno-religious Background as a Determinant of Educational and Occupational Attainment in Britain. *Sociology* 43(2): 304-322.
- Khattab N and Johnston R. (2013) Ethnic and religious penalties in a changing British labour market from 2002 to 2010: the case of unemployment. *Environment and Planning A* 45(6): 1358-1371.
- Khattab N and Johnston R. (2015) Ethno-religious identities and persisting penalties in the UK labor market. *The Social Science Journal* 52(4): 490-502.
- Khattab N and Modood T. (2015) Both Ethnic and Religious: Explaining Employment Penalties Across 14 Ethno-Religious Groups in the United Kingdom. *Journal for the Scientific Study of Religion* 54(3): 501-522.
- Khattab N and Modood T. (2017) Accounting for British Muslim's educational attainment: gender differences and the impact of expectations. *British Journal of Sociology of Education*: 10.1080/01425692.01422017.01304203.
- Knepper P. (2007) British Jews and the Racialisation of Crime in the Age of Empire. *British Journal of Criminology* 47(1): 61-79.
- Koopmans R. (2016) Does assimilation work? Sociocultural determinants of labour market participation of European Muslims. *Journal of Ethnic and Migration Studies* 42(2): 197-216.
- Lewis AE. (2004) What Group?" Studying Whites and Whiteness in the Era of "Color-Blindness. *Sociological theory* 22(4): 623-646.
- Lutz H, Vivar MTH and Supik L. (2011) *Framing Intersectionality: Debates on a Multi-faceted Concept in Gender Studies*: Ashgate Publishing, Ltd.
- Man G. (2004) Gender, work and migration: Deskillling Chinese immigrant women in Canada. *Women's Studies International Forum*. Elsevier, 135-148.
- McCall L. (2005) The complexity of intersectionality. *Signs* 30(3): 1771-1800.
- Meer N and Modood T. (2009) Refutations of racism in the 'Muslim question'. *Patterns of Prejudice* 43(3-4): 335-354.
- Moosavi L. (2015) The racialization of muslim converts in Britain and their experiences of Islamophobia. *Critical Sociology* 41(1): 41-56.
- Nakano Glenn E. (2002) *Unequal freedom*, Cambridge: Mass: Harvard University Press.
- Nielsen CP. (2011) Immigrant over-education: evidence from Denmark. *Journal of Population Economics* 24(2): 499-520.
- Oaxaca R. (1973) University Male-Female Wage Differentials in Urban Labor Markets. *International Economic Review* 14(4): 693-709.
- Rafferty A. (2012) Ethnic penalties in graduate level over-education, unemployment and wages: evidence from Britain. *Work, employment & society* 26(6): 987-1006.
- Reay D, Hollingworth S, Williams K, et al. (2007) A darker shade of pale? Whiteness, the middle classes and multi-ethnic inner city schooling. *Sociology* 41(6): 1041-1060.
- Reitz JG. (2001) Immigrant skill utilization in the Canadian labour market: Implications of human capital research. *Journal of International Migration and Integration* 2(3): 347-378.

- Ruwanpura KN. (2008) Multiple identities, multiple-discrimination: a critical review. *Feminist Economics* 14(3): 77-105.
- Schmidt P and Strauss RP. (1975) The prediction of occupation using multiple logit models. *International Economic Review* 16(2): 471-486.
- Spierings N, Smits J and Verloo M. (2010) Micro-and Macrolevel Determinants of Women's Employment in Six Arab Countries. *Journal of Marriage and Family* 72(5): 1391-1407.
- Suleiman Y. (2013) *Narratives of Conversion to Islam in Britain: Female Perspectives*: Centre of Islamic Studies, University of Cambridge.
- Treiman DJ. (1970) Industrialization and Social Stratification*. *Sociological Inquiry* 40(2): 207-234.

Biographies

Dr. Khattab is an Associate Professor at the Doha Institute for Graduate Studies and a Visiting Research Fellow at the University of Bristol. Previous to this, Dr. Khattab held a number of academic positions, including at the University of Bristol and the Hebrew University of Jerusalem. His research interest centers around a number of interrelated issues including social and economic inequality, social divisions and intersectionality of ethnicity, gender, religion, class and migration. Dr. Khattab has authored and co-authored numerous articles focusing on ethno-religious identities and penalties in the British labour market, with a special focus on Muslim minorities.

Dr Shereen Hussein is a Principal Research Fellow (Chair) at King's College London. She is a demographer with strong background in statistics and economics. Her research revolves around the sociology of labour participation, caring and multiple roles of women with a particular focus on the interplay of race, religion, migration and gender. Shereen has worked with various international organisations including the World Health Organization, the United Nations, the Population Council and the World Bank and has an international research presence in Europe, the Middle East and Australasia. She currently leads an international research network on labour mobility and migration.

Table 1: Multinomial logistic regression (odds ratios) for economic activity among women aged 19-65, UK LFS 2002-2013 (N=225,215), with reference group 'in employment'

	No interactions		With interactions	
	Unemployment	Inactive	Unemployment	Inactive
Intercept	-1.75	3.31	-1.73	3.29
Age	0.95**	0.80**	0.95**	0.80**
Age squared	1.00**	1.00**	1.00**	1.00**
Marital status, base=married				
Single	2.46**	1.32**	2.46**	1.32**
Separated/divorced	2.44**	1.12**	2.44**	1.12**
Dependent Children Under 10	1.28**	2.04**	1.28**	2.04**
Region, base=Inner London				
Outer London	0.85	0.74**	0.85	0.75**
Rest of UK	0.77**	0.71**	0.78**	0.71**
Qualification, base=No qualification				
Low and high tertiary education	0.25**	0.17**	0.23**	0.17**
Low and high secondary education	0.54**	0.32**	0.51**	0.32**
Ethnicity, base=Christian White-British				
1st generation Indian-Muslims	3.43**	4.41**	2.15	7.90**
2nd generation Indian-Muslims	2.94**	3.07**	1.78	3.61**
1st generation Pakistani-Muslims	6.88**	10.62**	4.00**	13.45**
2nd generation Pakistani-Muslims	3.59**	3.29**	2.13	5.60**
1st generation Bangladeshi-Muslims	6.45**	9.48**	6.77**	22.52**
2nd generation Bangladeshi-Muslims	2.36**	2.23**	4.50	8.01**
White-British Muslim	1.32	3.03**	3.09*	4.35**
Muslim White-Others	2.76**	6.01**	1.66	6.22**
Black-Muslims	5.23**	4.42**	4.14**	6.72**
Year, base=2002-2004				
2005-2007	1.06	0.92**	1.07	0.92**
2008-2010	1.58**	1.20**	1.59**	1.19**
2011-2013	1.96**	1.16**	1.96**	1.16**
Interaction effect				
1st generation MI X tertiary education			1.20	0.23**
2nd generation MI X tertiary education			2.67	0.42
1st generation MP X tertiary education			3.06**	0.52**
2nd generation MP X tertiary education			1.73	0.36**
1st generation MB X tertiary education			0.82	0.16**
2nd generation MB X tertiary education			0.30	0.17**
MWB X tertiary education			0.42	0.40*
MWO X tertiary education			1.59	0.66
MBL X tertiary education			1.63	0.35**
1st generation MI X secondary education			2.31	0.63
2nd generation MI X secondary education			1.33	1.07
1st generation MP X secondary education			1.88*	0.79

2nd generation MP X secondary education		1.91	0.68
1st generation MB X secondary education		1.19	0.41**
2nd generation MB X secondary education		0.61	0.29*
MWB X secondary education		0.34	0.76
MWO X secondary education		2.11	1.12
MBL X secondary education		1.38	0.67
Likelihood Ratio Tests	$\chi^2=42819.07, p<0.001$		$\chi^2=43042.76, p<0.001$
Cox and Snell	0.17		0.17

* p<0.05, ** p<0.01

Source: Labour Force Survey 2002-2013, authors' calculation

Table 2: Logistic regression (odds ratios) for obtaining a salariat class among women aged 19-65, UK LFS 2002-2013 (N=219,342), with reference group 'all other classes'

	Model 1	Model 2	Model 3
Constant	0.004	0.004	0.004
Age	1.17**	1.17**	1.17**
Age squared	1.00**	1.00**	1.00**
Marital status, base=married			
Single	0.89**	0.89**	0.89**
Separated/divorced	0.91**	0.91**	0.91**
Dependent Children Under 10	0.85**	0.85**	0.85**
Region, base=Inner London			
Outer London	0.97	0.97	0.97
Rest of UK	0.76**	0.76**	0.76**
Qualification, base=No qualification			
Low and high tertiary education	32.65**	32.65**	31.93**
Low and high secondary education	4.40**	4.40**	4.33**
Ethnic-generation, base=Christian White-British			
1st generation Indian-Muslims	0.43**		
2nd generation Indian-Muslims	0.60**		
1st generation Pakistani-Muslims	0.19**		
2nd generation Pakistani-Muslims	0.50**		
1st generation Bangladeshi-Muslims	0.15**		
2nd generation Bangladeshi-Muslims	0.51**		
White-British Muslim	0.68**		
Muslim White-Others	0.22**		
Black-Muslims	0.25**		
Generation, base=British natives			
1st generation Muslim women		0.22**	0.04**
2nd generation Muslim women		0.51**	0.05**
Year, base=2002-2004			
2005-2007	1.08**	1.08**	1.08**
2008-2010	1.02	1.03	1.03
2011-2013	0.96**	0.96**	0.96**
Interaction effect			
1st generation X tertiary education			6.78**
2nd generation X tertiary education			12.20*
1st generation X secondary education			5.55**
2nd generation X secondary education			9.32*
Likelihood Ratio Tests	$\chi^2=57612.59,$ p<0.001	$\chi^2=57490.25,$ p<0.001	$\chi^2=57549.289,$ p<0.001
Cox and Snell	0.23	0.23	0.23

* p<0.05, ** p<0.01

Source: Labour Force Survey 2002-2013, authors' calculation

Table 3: Mixed (multilevel) linear model for logged gross hourly pay (N= 38,288)

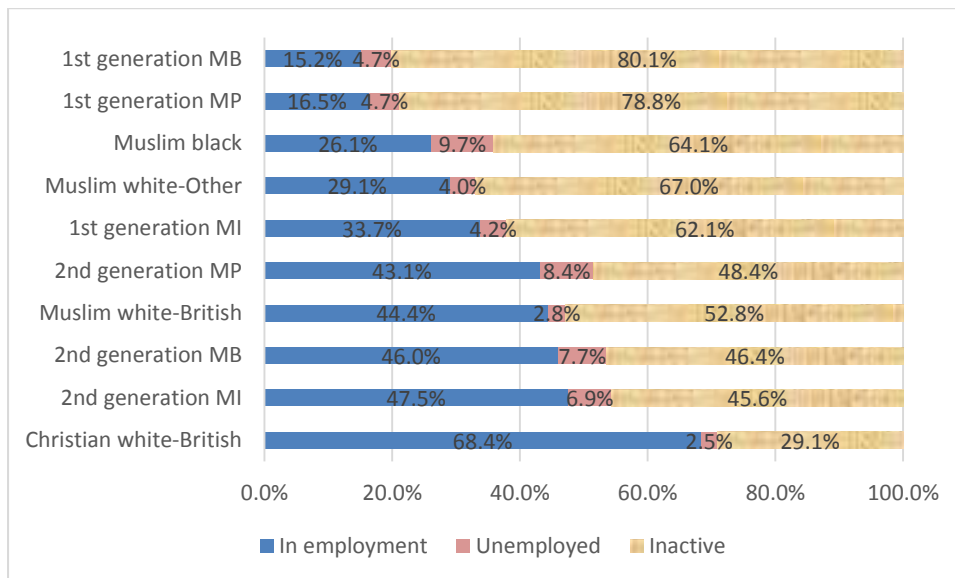
Parameter	Model 1	Model 2	Model 3
Intercept	2.168	1.568	1.565
Ethnic-generation, base=Christian			
White-British			
1st generation Indian-Muslim	0.143	-0.040	-0.370
2nd generation Indian-Muslim	0.141	-0.097	-0.005
1st generation Pakistani-Muslim	-0.092	-0.099*	0.014
2nd generation Pakistani-Muslim	0.005	-0.004	-0.053
1st generation Bangladeshi-Muslim	-0.268**	-0.294**	-0.200
2nd generation Bangladeshi-Muslim	-0.145	-0.140**	-0.189
White-British Muslim	-0.135	-0.060	-0.100
Muslim White-Other	-0.194*	-0.164*	-0.092
Black-Muslim	-0.133	-0.201**	0.117
Age		0.028**	0.028**
Age square		0.000**	0.000**
Marital status, base-married			
Single		-0.006	-0.006
Separated/divorced		-0.011*	-0.011*
Dependent Children Under 10		0.017**	0.017**
Region, base=Inner London			
Outer London		-0.086**	-0.087**
Rest of UK		-0.285**	-0.286**
Qualification, base=no qualification			
Low and high tertiary		0.275**	0.276**
Low and high secondary		0.088**	0.089**
Part-time		-0.062**	-0.062**
Public sector		0.045**	0.045**
Length of employment in months		0.001**	0.001**
Year, base=2002-2004			
2005-2007		0.120**	0.120**
2008-2010		0.204**	0.204**
2011-2013		0.246**	0.246**
Interaction effect			
1st generation MI X tertiary education			0.454*
Black-Muslim X tertiary education			-0.443**
Black-Muslim X Secondary education			-0.312*
Occupational control at level-2	No	Yes	Yes
Residual	0.290	0.14	0.14
Level-2 variance	XXX	0.07	0.07
Schwarz's Bayesian Criterion (BIC)	61203.000	32650.953	32816.821

* p<0.05, ** p<0.01

Source: Labour Force Survey 2002-2013, authors' calculation

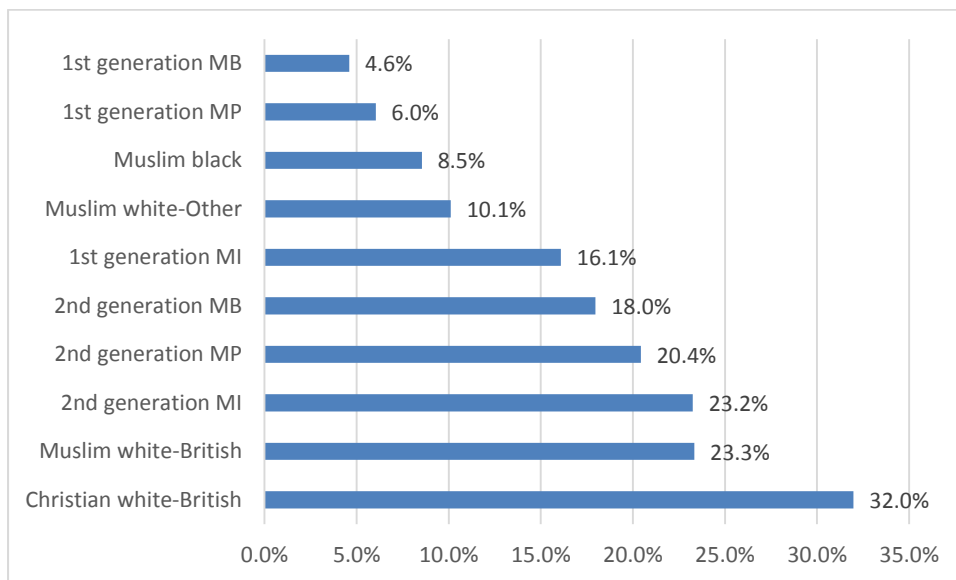
Appendix 1

Figure 1: Economic activity among women by ethnicity, LFS 2002-2013 (N= 245,826)



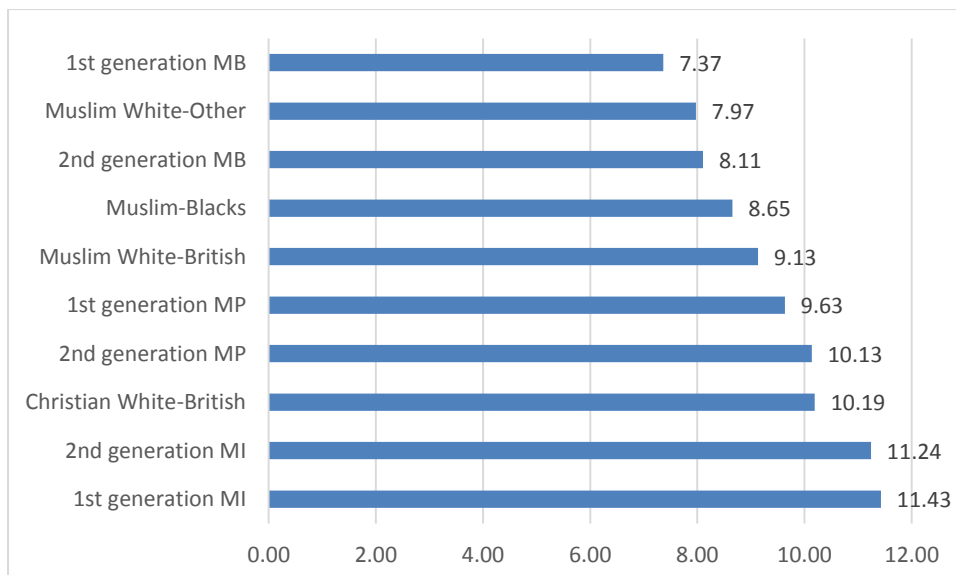
Source: Labour Force Survey 2002-2013, authors' calculation

Figure 2: Proportion within the salariat class by ethnicity and generation, LFS 2002-2013 (N= 75,110)



Source: Labour Force Survey 2002-2013, authors' calculation

Figure 3: Gross hourly pay by ethnicity and generation, LFS 2002-2013 (N= 38,288)



Source: Labour Force Survey 2002-2013, authors' calculation

Appendix 2

Table 4: The intergenerational differences among Indian, Pakistani and Bangladeshi Muslim women across the three labour market outcomes

	Predicted LN gross hourly pay	Predicted the probability of being in employment	Predicted the probability of obtaining salarial job
2nd generation MI versus 1st Generation	-0.082	0.119**	0.068**
2nd generation MP versus 1st Generation	0.154**	0.263**	0.146**
2nd generation MB versus 1st Generation	0.172**	0.298**	0.133**

** p<0.01

MI= Indian-Muslims, MP= Pakistani-Muslims, MB= Bangladeshi Muslims

Source: Labour Force Survey 2002-2013, authors' calculation

¹ Using repeated cross-section sample survey poses a methodological challenge; arises because of the exact linear dependence between age and period (year of survey). Age effects represent the variation associated with different age groups brought about by physiological changes, accumulation of social experience, and/or role or status changes. Period effects represent variation over time periods that affect all age groups simultaneously—often resulting from shifts in social, cultural, economic, or physical environments. Since year of birth is not included in the analysis and only age and period (year of survey), the most common way of addressing this issue, is by including fixed effect dummies for the year of survey. In this case, age effects are estimated while controlling for the period (year of survey) effect. Most of the above references address this issue by including dummies for the year of survey.