

University of Nebraska - Lincoln
DigitalCommons@University of Nebraska - Lincoln

Copyright, Fair Use, Scholarly Communication, etc.

Libraries at University of Nebraska-Lincoln

4-10-2018

BOAI 15 Survey Report

Nick Shockey

Right to Research Coalition, nick@sparcopen.org


Heather Joseph

SPARC, heather@sparcopen.org

Melissa Hagemann

Open Society Foundations

Follow this and additional works at: <https://digitalcommons.unl.edu/scholcom>

 Part of the [Intellectual Property Law Commons](#), [Scholarly Communication Commons](#), and the [Scholarly Publishing Commons](#)

Shockey, Nick; Joseph, Heather; and Hagemann, Melissa, "BOAI 15 Survey Report" (2018). *Copyright, Fair Use, Scholarly Communication, etc.*. 76.

<https://digitalcommons.unl.edu/scholcom/76>

This Article is brought to you for free and open access by the Libraries at University of Nebraska-Lincoln at DigitalCommons@University of Nebraska - Lincoln. It has been accepted for inclusion in Copyright, Fair Use, Scholarly Communication, etc. by an authorized administrator of DigitalCommons@University of Nebraska - Lincoln.

BOAI15

Survey Results



Subject to a Creative Commons
Attribution 4.0 International License

v1.00
Updated: 04.10.18

Introduction

The 15th anniversary of the Budapest Open Access Initiative provided an excellent opportunity to take stock of global progress toward open access and to gauge the main obstacles still remaining to the widespread adoption of open access policies and practices. As part of this process, feedback was solicited through an open survey that was disseminated online, and that received responses from individuals in 60 countries around the world.

Markers of progress are clear. The lack of understanding of the concept of open access and a myriad of misconceptions that were pervasive at the time of the BOAI's original convening have receded, as open access has become a widely accepted fact of life in research and scholarship. These have been supplanted by concerns that are more operational and nuanced in nature, essentially moving from debates about the “what and why” of open access to the “how”—how to best get it done.

The survey showed two clear primary challenges. First and foremost, respondents noted the lack of meaningful incentives and rewards for scholars and researchers to openly share their work. This challenge resonated at both the global level (56% of respondents in Figure 1) and the local level (29.5% of respondents in Table 1). This was followed by concern over a lack of funds to pay for APCs or other open access-related costs (36% of respondents in Figure 1; 28.3% of respondents in Table 1).

The results of the survey indicate the transition from establishing open access as a concept—which the BOAI did for the first time in 2002—to making open the default for research and scholarship.

These two key challenges point to areas where concerted effort needs to be focused to continue making progress towards open access. Strategies to align incentives and rewards for scholars to share their work openly and the need to construct affordable, sustainable, and equitable business models to support open access publishing must be embraced as primary working priorities by the open access community.

* * *

Note: This survey should not be construed as representative of the scholarly community, but rather a sample of people who are engaged with and connected to the open access movement. It was distributed online through social media and email lists related to open access. As such, the survey is meant to provide insight into the beliefs and priorities of those involved in open access advocacy. Please see the appendix for demographic information on the respondents.

FIGURE 1.

What are the challenges still facing open access in 2017? (N=243)

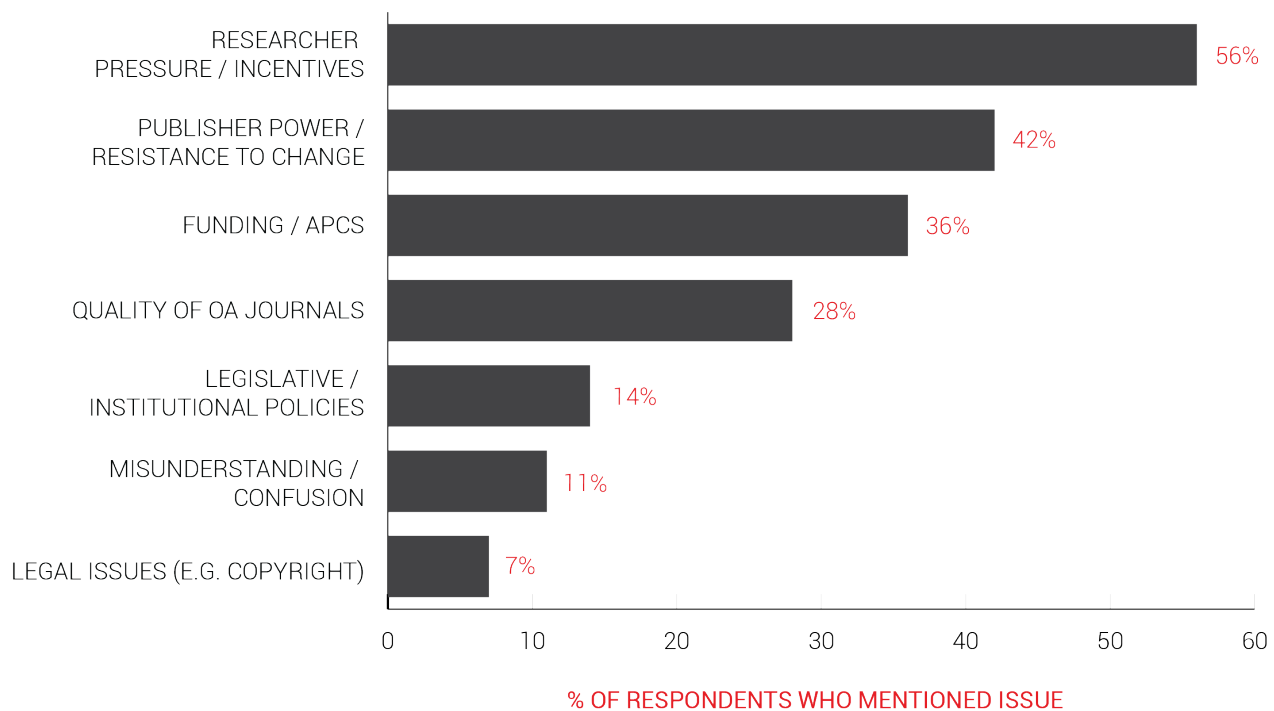


FIGURE 2.

Open access is still facing many obstacles. (N=270)

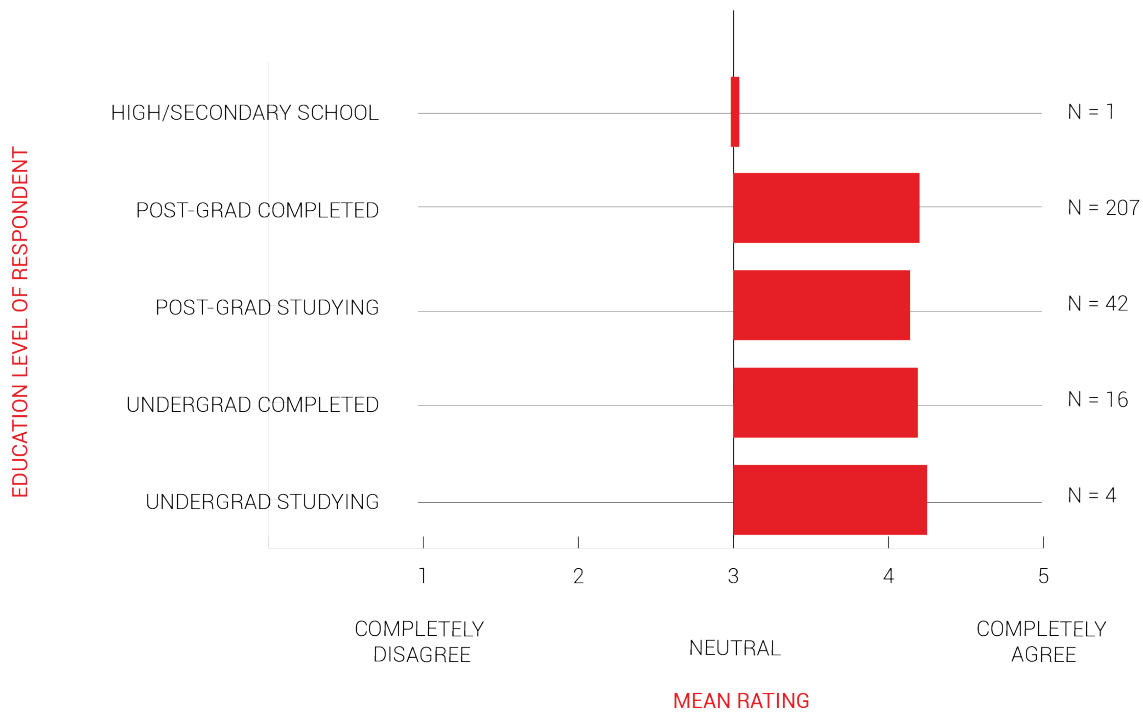


FIGURE 3.

Open access is still facing many obstacles. (N=270)

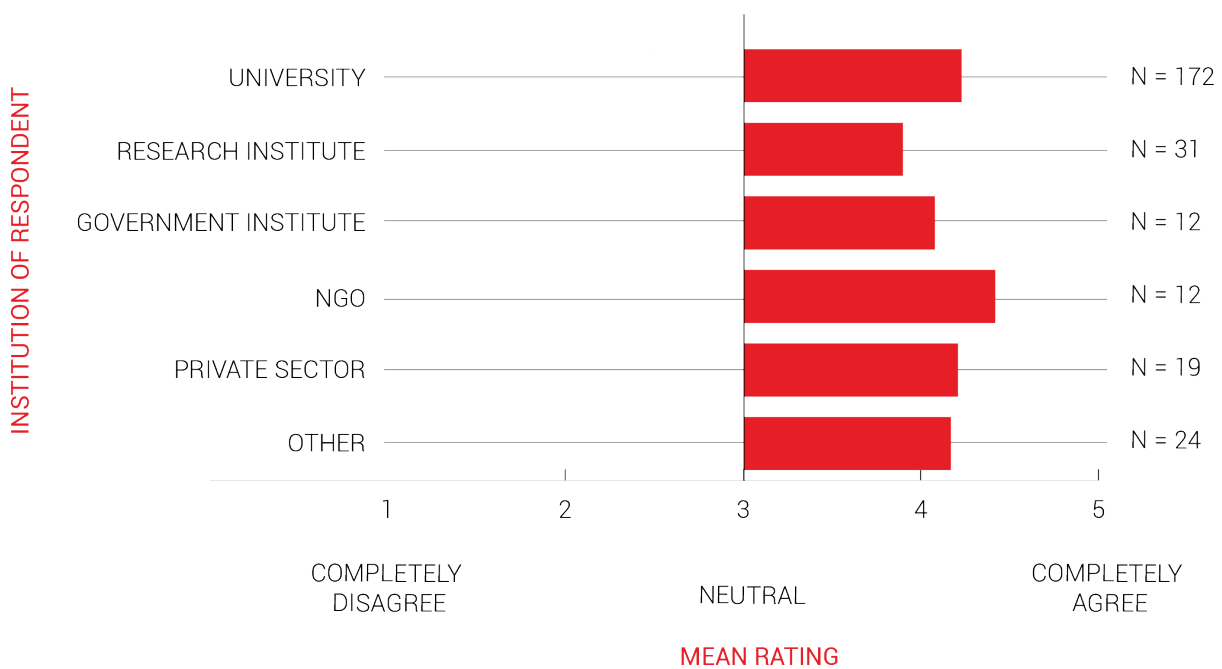


FIGURE 4.

Are there other communities, voices, new players, who should be actively included in the open access movement? (N=157)

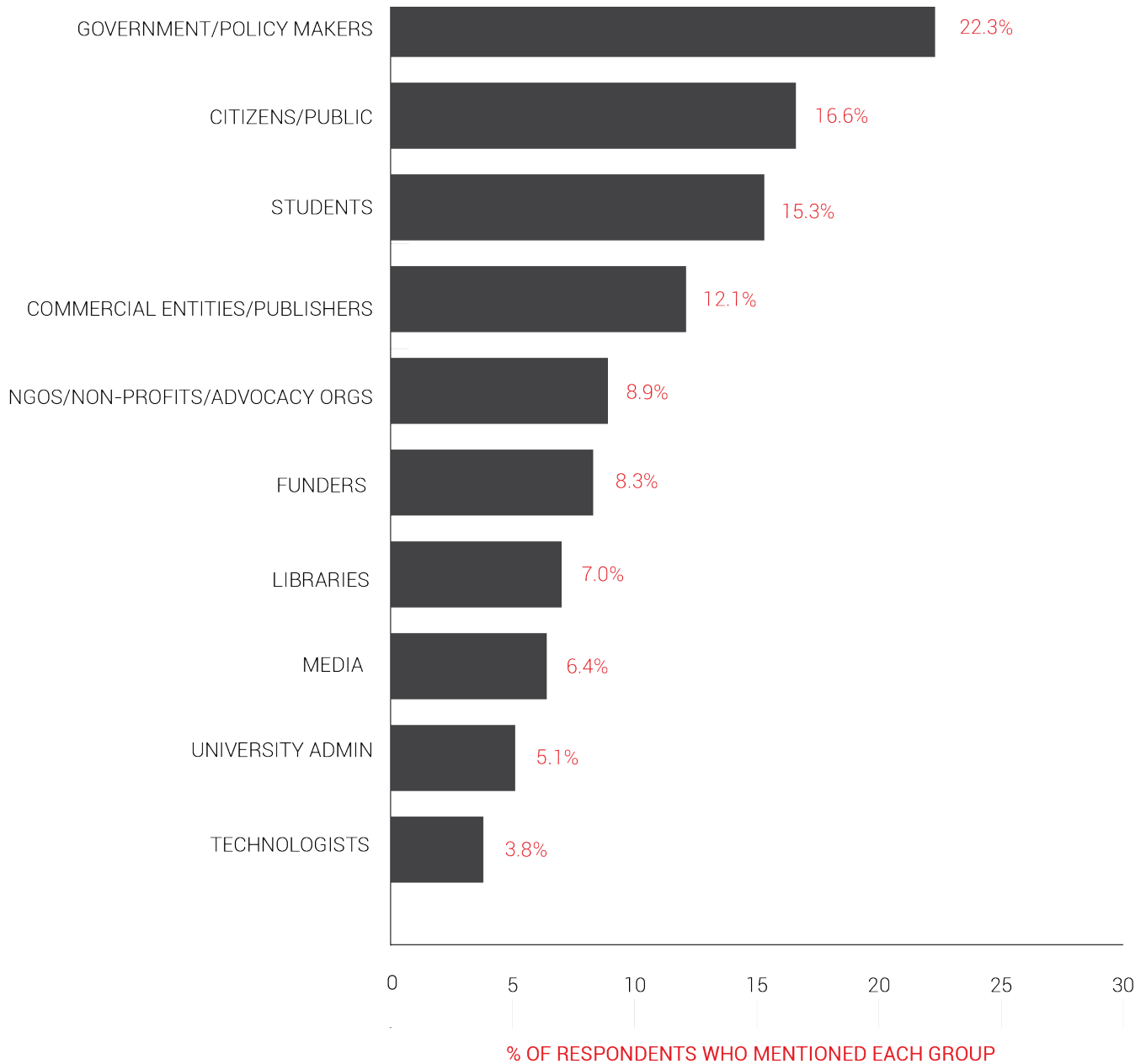


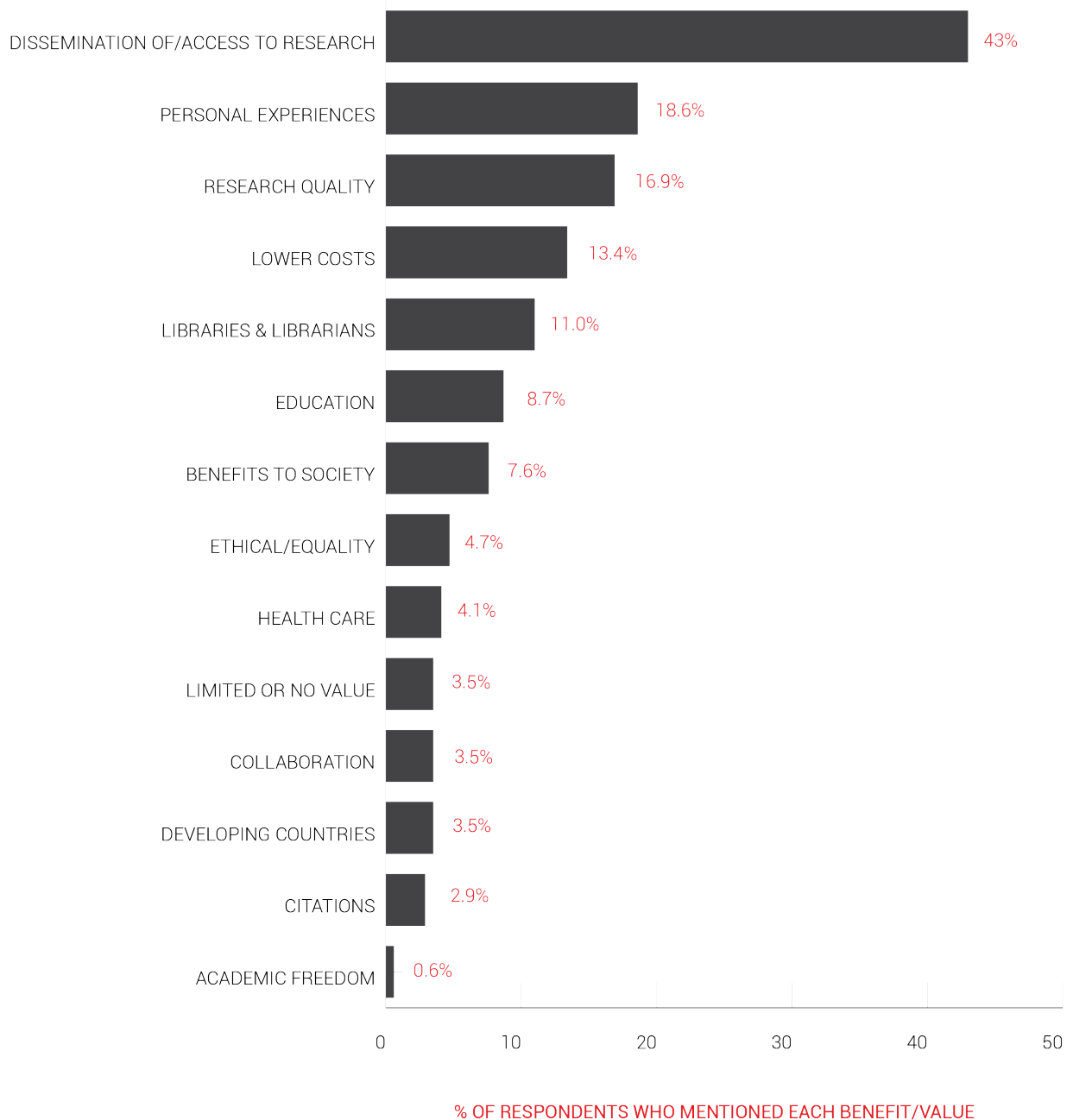
TABLE 1.

What challenges do you or does your organization face in implementing open access? (N=237)

Challenge	Percentage of Respondents
Lack of incentives for open	29.5%
No \$ for APCs / OA-related costs	28.3%
Institutional / personal inertia (lack of will for change)	19.0%
Misconceptions about / lack of understanding of OA	16.0%
No category	11.0%
Revenue generated by subscriptions	8.0%
Lack of government / funder OA policy	7.2%
Quality / number of OA journals	6.8%
Publisher opposition / publisher terms	5.9%
Quality or lack of OA tools / infrastructure (e.g. repositories)	5.5%
Pressure to publish in high IF or a specific set of non-OA journals	4.6%
Copyright / legal	3.0%
Lack of institutional OA policy	2.5%
Lack of coordination among OA supporters	2.5%
Language	2.1%
No time / bandwidth to implement OA	1.3%
Amount of work involved in supporting OA	1.3%
None	1.3%
Plagiarism	1.3%
Long embargo periods	0.4%
Perceived threat to business model	0.4%
Lack of internet access	0.4%
Green OA / pre/post-prints not sufficient	0.4%
Lack of metadata	0.4%

FIGURE 5.

Tell us about the value of open access in your discipline/country, or to your personal research or work. (N=172)



APPENDIX A

Country of Residence of Respondents

Country of Residence	Number of Respondents
Algeria	1
Argentina	2
Australia	15
Austria	2
Bangladesh	1
Belarus	1
Belgium	8
Benin	1
Brazil	11
Bulgaria	2
Burundi	1
Cameroon	1
Canada	21
Chile	2
Colombia	1
Egypt	2
Finland	1
France	4
Germany	13
Ghana	2
Hungary	5
Iceland	2
India	4
Ireland	1
Israel	1
Italy	1
Kenya	3
Latvia	4
Malawi	1
Malta	1
Mauritius	1
Mexico	18
Nepal	4

Country of Residence of Respondents (continued)

Country of Residence	Number of Respondents
Netherlands	6
New Zealand	7
Nigeria	5
Norway	9
Pakistan	1
Palestine	2
Poland	7
Portugal	3
Romania	1
Serbia	2
South Africa	5
Spain	6
Sri Lanka	1
Sweden	2
Switzerland	2
Taiwan	1
Tajikistan	1
Tanzania	2
Thailand	1
Turkey	1
Uganda	2
UK	44
Ukraine	1
USA	46
Venezuela	2
Zambia	1
Zimbabwe	2

APPENDIX B

Region of Residence of Respondents (N=301)

Region of Residence	Number of Respondents	Percentage of Respondents
Northern America	67	22.26%
Latin America & the Carribean	36	11.96%
Africa	30	9.97%
Europe	128	42.52%
Asia	18	5.98%
Oceania	22	7.31%

APPENDIX C

Education Level of Respondents (N=301)

Region of Residence	Number of Respondents	Percentage of Respondents
Post-graduate - completed	232	77.08%
Under-graduate - completed	16	5.32%
High/Secondary school	2	0.66%
Post-graduate - studying	46	15.28%
Under-graduate - studying	5	1.66%

APPENDIX D

Institutional Affiliation of Respondents (N=301)

Type of Institution	Number of Respondents	Percentage of Respondents
University	196	65.12%
Private sector	20	6.64%
Other	19	6.31%
Research Institute	33	10.96%
NGO	18	5.98%
Governmental institute	14	4.65%
School	1	0.33%

*This report is a collaborative project of the BOAI 15 Working Group.
More information on BOAI 15 can be found at bit.ly/BOAI15.*

Members of the BOAI 15 Working Group:

Juan Pablo Alperin, Assistant Professor and an Associate Director of the Public Knowledge Project, Simon Fraser University

Virginia Barbour, Executive Director, Australasian Open Access Strategy Group

Leslie Chan, University of Toronto, Scarborough & Founder, Bioline International

Martin Eve, Professor of Literature, Technology and Publishing at Birkbeck, University of London

Eve Gray, Research Consultant in the IP Law Unit, University of Cape Town

Melissa Hagemann, Senior Program Officer, Open Society Foundations

Heather Joseph, Executive Director, SPARC

Iryna Kuchma, Open Access Program Director, EIFL

Erin McKiernan, Assistant Professor, National Autonomous University of Mexico

David Prosser, Executive Director, Research Libraries UK

Kathleen Shearer, Executive Director, Confederation of Open Access Repositories

Nick Shockey, Director, Right to Research Coalition

Peter Suber, Director, Harvard Office for Scholarly Communication

Jan Velterop, Senior Consultant, Open Access/Scholarly Publishing

Iara Vidal, PhD in Information Science, Federal University of Rio de Janeiro

Xiaolin Zhang, Director, National Science Library, Chinese Academy of Sciences

The BOAI 15 survey was conducted by Kelsey Merkley.
The graphic design and layout for this report was produced by Lorraine Chuen.