

Distributions of Charged Hadrons Associated with High Transverse Momentum Particles in pp and $Au + Au$ Collisions at $\sqrt{s_{NN}} = 200$ GeV

J. Adams,³ C. Adler,¹³ M. M. Aggarwal,²⁷ Z. Ahammed,⁴⁰ J. Amonett,¹⁹ B. D. Anderson,¹⁹ D. Arkhipkin,¹² G. S. Averichev,¹¹ S. K. Badyal,¹⁸ J. Balewski,¹⁵ O. Barannikova,^{30,11} L. S. Barnby,³ J. Baudot,¹⁷ S. Bekele,²⁶ V. V. Belaga,¹¹ R. Bellwied,⁴³ J. Berger,¹³ B. I. Bezverkhny,⁴⁵ S. Bhardwaj,³¹ A. K. Bhati,²⁷ H. Bichsel,⁴² A. Billmeier,⁴³ L. C. Bland,² C. O. Blyth,³ B. E. Bonner,³² M. Botje,²⁵ A. Boucham,³⁶ A. Brandin,²³ A. Bravar,² R. V. Cadman,¹ X. Z. Cai,³⁵ H. Caines,⁴⁵ M. Calderón de la Barca Sánchez,² J. Carroll,²⁰ J. Castillo,²⁰ D. Cebra,⁵ P. Chaloupka,¹⁰ S. Chattopadhyay,⁴⁰ H. F. Chen,³⁴ Y. Chen,⁶ S. P. Chernenko,¹¹ M. Cherney,⁹ A. Chikanian,⁴⁵ W. Christie,² J. P. Coffin,¹⁷ T. M. Cormier,⁴³ J. G. Cramer,⁴² H. J. Crawford,⁴ D. Das,⁴⁰ S. Das,⁴⁰ A. A. Derevschikov,²⁹ L. Didenko,² T. Dietel,¹³ W. J. Dong,⁶ X. Dong,^{34,20} J. E. Draper,⁵ F. Du,⁴⁵ A. K. Dubey,¹⁶ V. B. Dunin,¹¹ J. C. Dunlop,² M. R. Dutta Majumdar,⁴⁰ V. Eckardt,²¹ L. G. Efimov,¹¹ V. Emelianov,²³ J. Engelage,⁴ G. Eppley,³² B. Erasmus,³⁶ M. Estienne,³⁶ P. Fachini,² V. Faine,² J. Faivre,¹⁷ R. Fatemi,¹⁵ K. Filimonov,²⁰ P. Filip,¹⁰ E. Finch,⁴⁵ Y. Fisyak,² D. Flierl,¹³ K. J. Foley,² J. Fu,⁴⁴ C. A. Gagliardi,³⁷ N. Gagunashvili,¹¹ J. Gans,⁴⁵ M. S. Ganti,⁴⁰ L. Gaudichet,³⁶ F. Geurts,³² V. Ghazikhanian,⁶ P. Ghosh,⁴⁰ J. E. Gonzalez,⁶ O. Grachov,⁴³ O. Grebenyuk,²⁵ S. Gronstal,⁹ D. Grosnick,³⁹ S. M. Guertin,⁶ A. Gupta,¹⁸ T. D. Gutierrez,⁵ T. J. Hallman,² A. Hamed,⁴³ D. Hardtke,²⁰ J. W. Harris,⁴⁵ M. Heinz,⁴⁵ T. W. Henry,³⁷ S. Heppelmann,²⁸ T. Herston,³⁰ B. Hippolyte,⁴⁵ A. Hirsch,³⁰ E. Hjort,²⁰ G. W. Hoffmann,³⁸ M. Horsley,⁴⁵ H. Z. Huang,⁶ S. L. Huang,³⁴ E. Hughes,⁷ T. J. Humanic,²⁶ G. Igo,⁶ A. Ishihara,³⁸ P. Jacobs,²⁰ W. W. Jacobs,¹⁵ M. Janik,⁴¹ H. Jiang,^{6,20} I. Johnson,²⁰ P. G. Jones,³ E. G. Judd,⁴ S. Kabana,⁴⁵ M. Kaplan,⁸ D. Keane,¹⁹ V. Yu. Khodyrev,²⁹ J. Kiryluk,⁶ A. Kisiel,⁴¹ J. Klay,²⁰ S. R. Klein,²⁰ A. Klyachko,¹⁵ D. D. Koetke,³⁹ T. Kollegger,¹³ M. Kopytine,¹⁹ L. Kotchenda,²³ A. D. Kovalenko,¹¹ M. Kramer,²⁴ P. Kravtsov,²³ V. I. Kravtsov,²⁹ K. Krueger,¹ C. Kuhn,¹⁷ A. I. Kulikov,¹¹ A. Kumar,²⁷ G. J. Kunde,⁴⁵ C. L. Kunz,⁸ R. Kh. Kutuev,¹² A. A. Kuznetsov,¹¹ M. A. C. Lamont,³ J. M. Landgraf,² S. Lange,¹³ B. Lasiuk,⁴⁵ F. Laue,² J. Lauret,² A. Lebedev,² R. Lednický,¹¹ M. J. LeVine,² C. Li,³⁴ Q. Li,⁴³ S. J. Lindenbaum,²⁴ M. A. Lisa,²⁶ F. Liu,⁴⁴ L. Liu,⁴⁴ Z. Liu,⁴⁴ Q. J. Liu,⁴² T. Ljubicic,² W. J. Llope,³² H. Long,⁶ R. S. Longacre,² M. Lopez-Noriega,²⁶ W. A. Love,² T. Ludlam,² D. Lynn,² J. Ma,⁶ Y. G. Ma,³⁵ D. Magestro,²⁶ S. Mahajan,¹⁸ L. K. Mangotra,¹⁸ D. P. Mahapatra,¹⁶ R. Majka,⁴⁵ R. Manweiler,³⁹ S. Margetis,¹⁹ C. Markert,⁴⁵ L. Martin,³⁶ J. Marx,²⁰ H. S. Matis,²⁰ Yu. A. Matulenko,²⁹ C. J. McClain,¹ T. S. McShane,⁹ F. Meissner,²⁰ Yu. Melnick,²⁹ A. Meschanin,²⁹ M. L. Miller,⁴⁵ Z. Milosevich,⁸ N. G. Minaev,²⁹ C. Mironov,¹⁹ A. Mischke,²⁵ D. Mishra,¹⁶ J. Mitchell,³² B. Mohanty,⁴⁰ L. Molnar,³⁰ C. F. Moore,³⁸ M. J. Mora-Corral,²¹ D. A. Morozov,²⁹ V. Morozov,²⁰ M. M. de Moura,³³ M. G. Munhoz,³³ B. K. Nandi,⁴⁰ S. K. Nayak,¹⁸ T. K. Nayak,⁴⁰ J. M. Nelson,³ P. K. Netrakanti,⁴⁰ V. A. Nikitin,¹² L. V. Nogach,²⁹ B. Norman,¹⁹ S. B. Nurushev,²⁹ G. Odyniec,²⁰ A. Ogawa,² V. Okorokov,²³ M. Oldenburg,²⁰ D. Olson,²⁰ G. Paic,²⁶ S. K. Pal,⁴⁰ Y. Panebratsev,¹¹ S. Y. Panitkin,² A. I. Pavlinov,⁴³ T. Pawlak,⁴¹ T. Peitzmann,²⁵ V. Perevoztchikov,² C. Perkins,⁴ W. Peryt,⁴¹ V. A. Petrov,¹² S. C. Phatak,¹⁶ R. Picha,⁵ M. Planinic,⁴⁶ J. Pluta,⁴¹ N. Porile,³⁰ J. Porter,² A. M. Poskanzer,²⁰ M. Potekhin,² E. Potrebenikova,¹¹ B. V. K. S. Potukuchi,¹⁸ D. Prindle,⁴² C. Pruneau,⁴³ J. Putschke,²¹ G. Rai,²⁰ G. Rakness,¹⁵ R. Raniwala,³¹ S. Raniwala,³¹ O. Ravel,³⁶ R. L. Ray,³⁸ S. V. Razin,^{11,15} D. Reichhold,³⁰ J. G. Reid,⁴² G. Renault,³⁶ F. Retiere,²⁰ A. Ridiger,²³ H. G. Ritter,²⁰ J. B. Roberts,³² O. V. Rogachevski,¹¹ J. L. Romero,⁵ A. Rose,⁴³ C. Roy,³⁶ L. J. Ruan,^{34,2} R. Sahoo,¹⁶ I. Sakrejda,²⁰ S. Salur,⁴⁵ J. Sandweiss,⁴⁵ I. Savin,¹² J. Schambach,³⁸ R. P. Scharenberg,³⁰ N. Schmitz,²¹ L. S. Schroeder,²⁰ K. Schweda,²⁰ J. Seger,⁹ P. Seyboth,²¹ E. Shahaliev,¹¹ M. Shao,³⁴ W. Shao,⁷ M. Sharma,²⁷ K. E. Shestermanov,²⁹ S. S. Shimanskii,¹¹ R. N. Singaraju,⁴⁰ F. Simon,²¹ G. Skoro,¹¹ N. Smirnov,⁴⁵ R. Snellings,²⁵ G. Sood,²⁷ P. Sorensen,²⁰ J. Sowinski,¹⁵ J. Speltz,¹⁷ H. M. Spinka,¹ B. Srivastava,³⁰ T. D. S. Stanislaus,³⁹ R. Stock,¹³ A. Stolpovsky,⁴³ M. Strikhanov,²³ B. Stringfellow,³⁰ C. Struck,¹³ A. A. P. Suaide,³³ E. Sugarbaker,²⁶ C. Suire,² M. Šumbera,¹⁰ B. Surrow,² T. J. M. Symons,²⁰ A. Szanto de Toledo,³³ P. Szarwas,⁴¹ A. Tai,⁶ J. Takahashi,³³ A. H. Tang,^{2,25} D. Thein,⁶ J. H. Thomas,²⁰ S. Timoshenko,²³ M. Tokarev,¹¹ M. B. Tonjes,²² T. A. Trainor,⁴² S. Trentalange,⁶ R. E. Tribble,³⁷ O. Tsai,⁶ T. Ullrich,² D. G. Underwood,¹ G. Van Buren,² A. M. VanderMolen,²² R. Varma,¹⁴ I. Vasilevski,¹² A. N. Vasiliev,²⁹ R. Vernet,¹⁷ S. E. Vigdor,¹⁵ Y. P. Viyogi,⁴⁰ S. A. Voloshin,⁴³ M. Vznuzdaev,²³ W. Wagoner,⁹ F. Wang,³⁰ G. Wang,⁷ G. Wang,¹⁹ X. L. Wang,³⁴ Y. Wang,³⁸ Z. M. Wang,³⁴ H. Ward,³⁸ J. W. Watson,¹⁹ J. C. Webb,¹⁵ R. Wells,²⁶ G. D. Westfall,²² C. Whitten, Jr.,⁶ H. Wieman,²⁰ R. Willson,²⁶ S. W. Wissink,¹⁵ R. Witt,⁴⁵ J. Wood,⁶ J. Wu,³⁴ N. Xu,²⁰ Z. Xu,² Z. Z. Xu,³⁴ E. Yamamoto,²⁰ P. Yepes,³² V. I. Yurevich,¹¹ B. Yuting,²⁵ Y. V. Zanevski,¹¹ H. Zhang,^{45,2} W. M. Zhang,¹⁹ Z. P. Zhang,³⁴ Z. P. Zhaomin,³⁴ Z. P. Zizong,³⁴ P. A. Żońnierczuk,¹⁵ R. Zoulkarneev,¹² J. Zoulkarneeva,¹² and A. N. Zubarev¹¹

(STAR Collaboration)*

- ¹Argonne National Laboratory, Argonne, Illinois 60439, USA
²Brookhaven National Laboratory, Upton, New York 11973, USA
³University of Birmingham, Birmingham, United Kingdom
⁴University of California, Berkeley, California 94720, USA
⁵University of California, Davis, California 95616, USA
⁶University of California, Los Angeles, California 90095, USA
⁷California Institute of Technology, Pasadena, California 91125, USA
⁸Carnegie Mellon University, Pittsburgh, Pennsylvania 15213, USA
⁹Creighton University, Omaha, Nebraska 68178, USA
¹⁰Nuclear Physics Institute AS CR, Řež/Prague, Czech Republic
¹¹Laboratory for High Energy (JINR), Dubna, Russia
¹²Particle Physics Laboratory (JINR), Dubna, Russia
¹³University of Frankfurt, Frankfurt, Germany
¹⁴Indian Institute of Technology, Mumbai, India
¹⁵Indiana University, Bloomington, Indiana 47408, USA
¹⁶Institute of Physics, Bhubaneswar 751005, India
¹⁷Institut de Recherches Subatomiques, Strasbourg, France
¹⁸University of Jammu, Jammu 180001, India
¹⁹Kent State University, Kent, Ohio 44242, USA
²⁰Lawrence Berkeley National Laboratory, Berkeley, California 94720, USA
²¹Max-Planck-Institut für Physik, Munich, Germany
²²Michigan State University, East Lansing, Michigan 48824, USA
²³Moscow Engineering Physics Institute, Moscow, Russia
²⁴City College of New York, New York City, New York 10031, USA
²⁵NIKHEF, Amsterdam, The Netherlands
²⁶The Ohio State University, Columbus, Ohio 43210, USA
²⁷Panjab University, Chandigarh 160014, India
²⁸Pennsylvania State University, University Park, Pennsylvania 16802, USA
²⁹Institute of High Energy Physics, Protvino, Russia
³⁰Purdue University, West Lafayette, Indiana 47907, USA
³¹University of Rajasthan, Jaipur 302004, India
³²Rice University, Houston, Texas 77251, USA
³³Universidade de Sao Paulo, Sao Paulo, Brazil
³⁴University of Science & Technology of China, Anhui 230027, China
³⁵Shanghai Institute of Nuclear Research, Shanghai 201800, People's Republic of China
³⁶SUBATECH, Nantes, France
³⁷Texas A&M University, College Station, Texas 77843, USA
³⁸University of Texas, Austin, Texas 78712, USA
³⁹Valparaiso University, Valparaiso, Indiana 46383, USA
⁴⁰Variable Energy Cyclotron Centre, Kolkata 700064, India
⁴¹Warsaw University of Technology, Warsaw, Poland
⁴²University of Washington, Seattle, Washington 98195, USA
⁴³Wayne State University, Detroit, Michigan 48201, USA
⁴⁴Institute of Particle Physics, CCNU (HZNU), Wuhan, 430079 China
⁴⁵Yale University, New Haven, Connecticut 06520, USA
⁴⁶University of Zagreb, Zagreb, HR-10002, Croatia
- (Received 20 January 2005; published 6 October 2005)

Charged hadrons in $0.15 < p_{\perp} < 4$ GeV/c associated with particles of $p_{\perp}^{\text{trig}} > 4$ GeV/c are reconstructed in pp and Au + Au collisions at $\sqrt{s_{NN}} = 200$ GeV. The associated multiplicity and p_{\perp} magnitude sum are found to increase from pp to central Au + Au collisions. The associated p_{\perp} distributions, while similar in shape on the nearside, are significantly softened on the awayside in central Au + Au relative to pp and not much harder than that of inclusive hadrons. The results, consistent with jet quenching, suggest that the awayside fragments approach equilibration with the medium traversed.

Quantum chromodynamics (QCD) predicts a phase transition between hadronic matter and quark-gluon plasma at a critical energy density of $\sim 1 \text{ GeV}/\text{fm}^3$ [1]. Such a phase transition is being actively pursued at the Relativistic Heavy-Ion Collider (RHIC). High transverse momentum (p_\perp) particles, emerging from hard scatterings, lose energy while traversing and interacting with the medium being developed in heavy-ion collisions. Energy loss results in jet quenching [2]—suppressions of hadron yield and back-to-back angular correlation at high p_\perp . Such suppressions were observed in central Au + Au collisions at RHIC [3,4] and attributed to final state interactions when no suppression was seen in $d + \text{Au}$ [5]. Perturbative QCD model calculations invoking parton energy loss require 30 times the normal nuclear gluon density in order to account for the central Au + Au results [6].

The depleted energy at high p_\perp must be redistributed to low p_\perp particles [7,8]. Reconstruction of these particles will constrain models describing production mechanisms of high p_\perp particles, and may shed light on the underlying energy loss mechanism(s) and the degree of equilibration of jet products with the medium.

This Letter presents results from statistical reconstruction, via two-particle angular correlations, of charged hadrons in $0.15 < p_\perp < 4 \text{ GeV}/c$ associated with a high p_\perp “trigger” particle in pp and Au + Au collisions at $\sqrt{s_{NN}} = 200 \text{ GeV}$. Two p_\perp windows for trigger particles, $4 < p_\perp^{\text{trig}} < 6 \text{ GeV}/c$ and $6 < p_\perp^{\text{trig}} < 10 \text{ GeV}/c$, are presented. The latter range is expected [9,10] to provide a purer, though much lower statistics, sample of hard scattering products. Results are reported as a function of centrality for Au + Au collisions and the associated hadron p_\perp .

Analysis.—The STAR experiment [11] is well suited for this measurement due to significant pseudorapidity (η) and complete azimuthal (ϕ) coverage. The STAR Time Projection Chamber (TPC) resides in a magnetic field of 0.5 T along its cylindrical axis (equal to the beam direction). Events with a reconstructed primary vertex within $\pm 25 \text{ cm}$ longitudinally of the TPC center are used. The Au + Au events are divided into 7 centrality classes as in [4].

High p_\perp trigger particles are selected with $|\eta_{\text{trig}}| < 0.7$ and DCA (distance of closest approach to the primary vertex) $< 1 \text{ cm}$. Other particles in the event with $|\eta| < 1.0$ and DCA $< 2 \text{ cm}$ are paired with each trigger particle to form $\Delta\eta = \eta - \eta_{\text{trig}}$ and $\Delta\phi = \phi - \phi_{\text{trig}}$ distributions. The primary vertex is included in the momentum fit of the associated particles, but not for trigger particles to minimize weak decay background.

Combinatorial coincidences are removed by subtracting mixed-event background of the same centrality bin, so that detector nonuniformities should affect signal and background distributions in the same way. The effect of elliptic flow (v_2) is included by multiplying the Au + Au mixed-

event background by $1 + 2v_2(p_\perp^{\text{trig}})v_2(p_\perp) \cos(2\Delta\phi)$ [12]. The mixed events may not precisely match the underlying background in events with a trigger particle, e.g., due to different centrality distributions within each analyzed bin. Hence, an additional p_\perp -independent factor (1.46 for pp and 0.995–1.000 for Au + Au) has been applied to the background before subtraction, in order to normalize it to the measured $\Delta\phi$ distribution within $0.8 < |\Delta\phi| < 1.2$ for $0.15 < p_\perp < 4 \text{ GeV}/c$.

Figure 1 compares the background-subtracted $\Delta\phi$ and $\Delta\eta$ distributions for pp vs central Au + Au collisions, including [1(a) and 1(c)] or excluding [1(b) and 1(d)] the softest associated particles. The distributions are corrected for single-particle (and, in the case of $\Delta\eta$, for two-particle) acceptance and efficiency, and are normalized per detected trigger particle. The $\Delta\phi$ distributions in 1(b) support the qualitative conclusions of [4], exhibiting nearside ($\Delta\phi \approx 0$) and away-side ($\Delta\phi \approx \pi$) jet peaks, with the latter strongly suppressed by jet quenching in central Au + Au. Comparison of 1(a) and 1(b) shows that more soft associated hadrons are found per trigger particle in central Au + Au than in pp , on both the near and away sides. Inclusion of the soft particles broadens the $\Delta\phi$ peaks, especially on the away side. Indeed, the away-side strength for central Au + Au in 1(a) is no longer even “jetlike,” but is rather consistent in shape with the $[A - B \cos(\Delta\phi)]$ dependence expected [13] for purely statistical momentum balance of the nearside jet.

For associated hadrons within the nearside $\Delta\phi$ region, the $\Delta\eta$ distributions shown in Figs. 1(c) and 1(d) exhibit jetlike peaks that are broader for central Au + Au than for pp , and grow broader still in both cases when the soft associated hadrons are included. The away-side hadrons have an essentially flat distribution in $\Delta\eta$ over the mea-

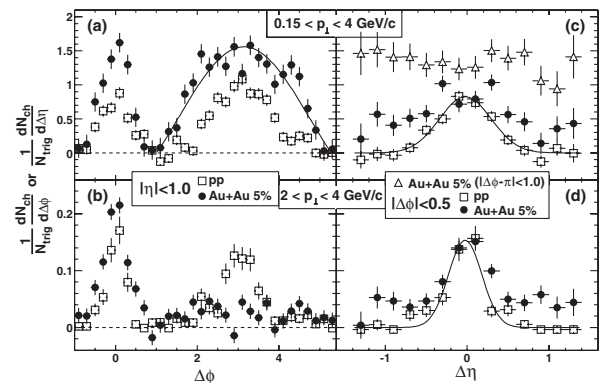


FIG. 1. Background-subtracted (a),(b) $\Delta\phi$ and (c),(d) $\Delta\eta$ distributions for pp and 5%–0% central Au + Au for $4 < p_\perp^{\text{trig}} < 6 \text{ GeV}/c$ and two associated p_\perp ranges. The subtracted background level for $p_\perp = 0.15\text{--}4 \text{ GeV}/c$ ($2\text{--}4 \text{ GeV}/c$) is $\frac{1}{N_{\text{trig}}} \times \frac{dN_{\text{ch}}}{d\Delta\phi} \approx 1.4(0.007)$ in pp and $\approx 211(2.1)$ in 5%–0% Au + Au. The curve in (a) shows the shape of an $[A - B \cos(\Delta\phi)]$ function. The curves in (c),(d) are Gaussian fits to the pp data.

sured range for both pp and Au + Au—the latter are shown in (c)—as expected when a broad range of parton momenta contribute to jet production. This flat $\Delta\eta$ distribution, combined with the limited TPC coverage ($|\Delta\eta| < 1.4$), implies that we cannot hope to recover the full away-side momentum needed to balance the nearside jets.

To accommodate the features in Fig. 1, we define near-side ($|\Delta\phi| < 1.0$, $|\Delta\eta| < 1.4$) and away-side ($|\Delta\phi| > 1.0$, $|\eta| < 1.0$) regions for the remaining analysis. We integrate the correlation peaks as measures of associated charged hadron multiplicities (\mathcal{N}_{ch}). We obtain p_{\perp} magnitude sum ($\mathcal{P}_{\perp} = \sum p_{\perp}$), which approximates associated energy, and vector sum ($\vec{\mathcal{P}}_{\perp} = \sum p_{\perp} \cos\Delta\phi$) from the p_{\perp} -weighted $\Delta\phi$ and $\Delta\eta$ distributions multiplied by 1.58 ± 0.08 [14] to account for the undetected neutrals. The $\langle p_{\perp}^{\text{trig}} \rangle$ is then added in \mathcal{P}_{\perp} and $\vec{\mathcal{P}}_{\perp}$ for the near side.

Systematic errors.—Table I lists the major sources of systematic uncertainties in \mathcal{N}_{ch} . (1) The acceptance and efficiency correction has a 10% uncertainty. (2) In constructing the background, we use the average of the v_2 results from the modified reaction plane ($v_2\{\text{MRP}\}$) [15] and 4-particle ($v_2\{4\}$) [16] methods and assign the difference as uncertainty. For the 80%–60% and 5%–0% centralities where $v_2\{4\}$ are unavailable, we estimate $v_2\{4\} \approx v_2\{\text{MRP}\}/2$. Relatively small uncertainties arise on the away side because the $\Delta\phi$ integration range is much broader than $\pi/2$ and the background normalization is correlated with the v_2 correction used. (3) Uncertainties in background normalization for $0.15 < p_{\perp} < 4$ GeV/c are estimated by varying the $\Delta\phi$ region for normalization. (4) An additional (single-sided) uncertainty due to possible p_{\perp} -dependent differences between the mixed-event and true background is estimated by comparing to results using p_{\perp} -dependent background normalization. The systematic errors from the preceding sources are added in quadrature, separately for the positive and negative uncertainties.

Results.—Figure 2 shows \mathcal{N}_{ch} and \mathcal{P}_{\perp} in pp and as a function of centrality (the charged hadron $dN_{\text{ch}}/d\eta$) in Au + Au collisions for the two p_{\perp}^{trig} windows of 4–6 and 6–10 GeV/c. For pp and all centralities of Au + Au, $\langle p_{\perp}^{\text{trig}} \rangle \approx 4.55$ and 7.0 GeV/c for the two p_{\perp}^{trig} windows,

TABLE I. Major sources of systematic uncertainties (in percent) in \mathcal{N}_{ch} for $4 < p_{\perp}^{\text{trig}} < 6$ GeV/c.

Source	pp		80%–60%		30%–20%		5%–0%	
	Near	Away	Near	Away	Near	Away	Near	Away
(1) Effic.	± 10		± 10		± 10		± 10	
(2) Flow	...		$+34$ -40	± 4	$+21$ -22	± 5	$+19$ -27	$+4$ -5
(3) Bkgd.	$+22$ -13	$+22$ -14	$+62$ -6	$+36$ -4	$+27$ -12	$+32$ -14	$+11$ -14	$+10$ -13
	p_{\perp} (GeV/c)		pp		80%–40%		5%–0%	
(4) p_{\perp} —dep.	0.5–1.0	+1	-7	-39	-6	-5	+1	
	1.5–2.0	-25	-29	-28	-25	+7	+7	
	2.5–3.0	-1	-16	-9	-16	-6	-15	

respectively. With the same $\langle p_{\perp}^{\text{trig}} \rangle$ trigger particle, \mathcal{N}_{ch} and \mathcal{P}_{\perp} increase from pp to central Au + Au for both the near and away sides, and for both p_{\perp}^{trig} selections.

Our results include nearly all associated hadrons on the near side but, as noted above, only the fraction within our acceptance on the away side. We find the away to near side $|\vec{\mathcal{P}}_{\perp}|$ ratio $\approx 40\%$, independent of system or centrality.

Figures 3(a) and 3(b) show the p_{\perp} distributions of associated charged hadrons for $4 < p_{\perp}^{\text{trig}} < 6$ GeV/c in pp , peripheral 80%–40% and central 5%–0% Au + Au collisions. The Au + Au to pp spectra ratios (AA/pp) are depicted in Figs. 3(c) and 3(d). In the systematic uncertainties for AA/pp , sources (1), (3), and (4) in Table I tend to cancel. Results for peripheral Au + Au generally agree with pp ($AA/pp \approx 1$), while those for central Au + Au differ. On the near side, the central Au + Au collisions show a larger multiplicity of associated hadrons, but with $\langle p_{\perp} \rangle = 1.02 \pm 0.05(\text{stat})_{-0.08}^{+0.17}(\text{syst})$ GeV/c essentially unchanged within uncertainties from its pp value ($1.15 \pm 0.06_{-0.17}^{+0.14}$ GeV/c). On the away side, the spectrum is significantly softened in central Au + Au collisions; associated particles are depleted at high p_{\perp} , as first noted in [4], and are significantly enhanced at low p_{\perp} .

AA/pp cannot be readily compared to the analogous I_{AA} defined in [4], due to differences in integration ranges and

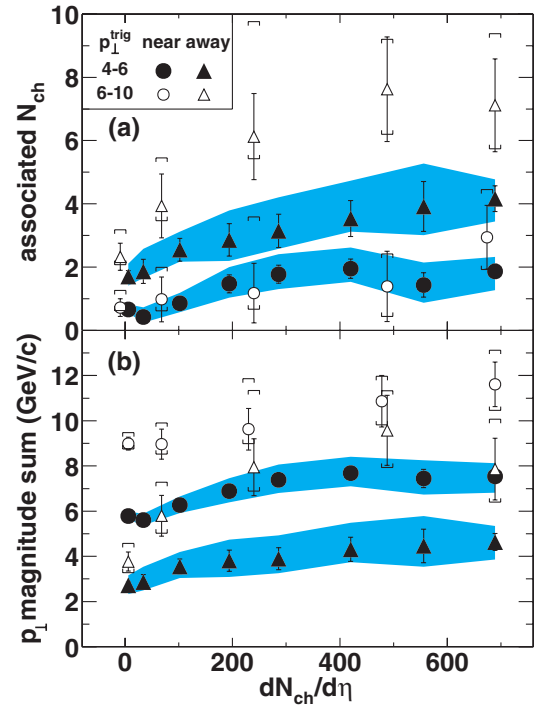


FIG. 2 (color online). (a) \mathcal{N}_{ch} and (b) \mathcal{P}_{\perp} for $p_{\perp}^{\text{trig}} = 4\text{--}6(6\text{--}10)$ GeV/c with systematic errors in bands (caps). Systematic errors are strongly correlated between near and away sides and among the centralities. The leftmost set of data is for pp . Some of the open points are slightly displaced in $dN_{\text{ch}}/d\eta$ for clarity.

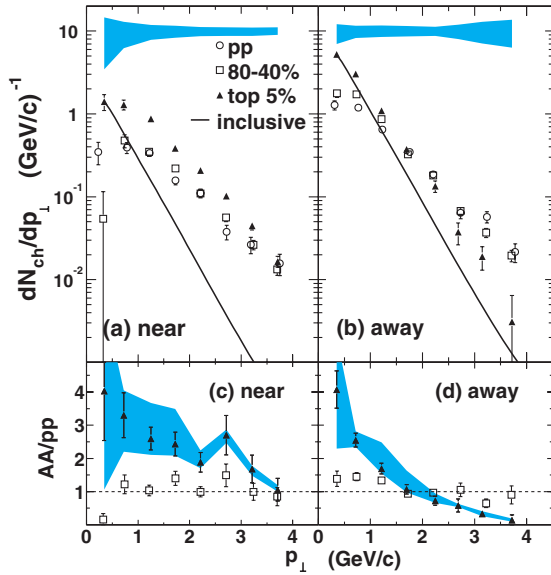


FIG. 3 (color online). Associated charged hadron p_{\perp} distributions (a),(b) and AA/pp ratios (c),(d) for $4 < p_{\perp}^{\text{trig}} < 6$ GeV/c on near and away sides. Errors shown are statistical. The bands show the systematic uncertainties for the 5%–0% central data. The lines show the inclusive spectral shape for central collisions.

methodology: e.g., the I_{AA} prescription in [4] omits two-particle acceptance corrections, and thereby suppresses long-range $\Delta\eta$ correlation signals that may contribute to AA/pp after mixed-event and elliptic flow subtractions. To permit quantitative comparison, we also extract I_{AA} using the same procedures and momentum range ($2 < p_{\perp} < 4$ GeV/c) as in [4]. The extracted values for 80%–60% Au + Au are $0.99 \pm 0.11(\text{stat})^{+0.06}_{-0.08}(\text{syst})$ and $0.85 \pm 0.09^{+0.05}_{-0.07}$ for near and away sides, respectively; those for 5%–0% Au + Au are $1.55 \pm 0.14^{+0.13}_{-0.17}$ and $0.28 \pm 0.06^{+0.10}_{-0.14}$. They differ numerically from [4] primarily due to our use of reduced v_2 values and a more stringent primary vertex cut for pp . The systematic errors quoted for I_{AA} are from v_2 and background uncertainties, the latter estimated by fitting to observed $\Delta\phi$ distributions over several ranges beyond the default $0.75 < \Delta\phi < 2.24$ used in [4].

Figure 4 shows the centrality dependence of $\langle p_{\perp} \rangle$ of the awayside associated hadrons. For both p_{\perp}^{trig} selections, $\langle p_{\perp} \rangle$ drops rapidly with increasing centrality, while that of *inclusive* hadrons (i.e., without trigger particle selection, in curve) rises. The trend toward convergence of the $\langle p_{\perp} \rangle$ for these two samples may indicate a progressive equilibration of the awayside associated hadrons with the bulk medium from peripheral to central collisions.

Discussion.—High p_{\perp} hadrons arise predominantly from jets in pp and peripheral Au + Au collisions [2], but softer production mechanisms [9,10] may be of comparable importance in central Au + Au for $4 < p_{\perp}^{\text{trig}} <$

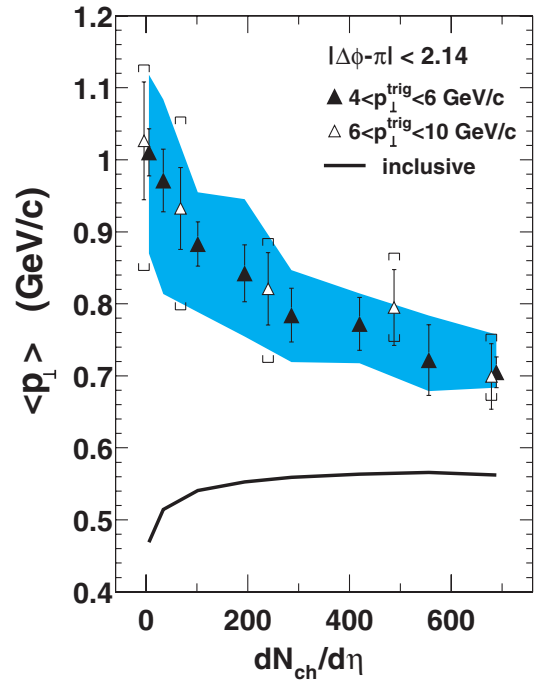


FIG. 4 (color online). Awayside associated hadron $\langle p_{\perp} \rangle$ for $p_{\perp}^{\text{trig}} = 4\text{--}6(6\text{--}10)$ GeV/c with systematic errors in bands (caps).

6 GeV/c. Such softer contributions are expected to be negligible in the $6 < p_{\perp}^{\text{trig}} < 10$ GeV/c region. The consistency between the two p_{\perp}^{trig} windows thus suggests that the results reflect features of hard scattering in Au + Au collisions.

In the context of hard parton scattering and subsequent energy loss, high p_{\perp}^{trig} particles select preferentially dijets produced near the medium surface [4]. The nearside jet traverses and interacts with a minimal amount of matter. No broadening relative to pp is observed for the nearside $\Delta\phi$ correlation. The observed broadening in $\Delta\eta$ is possibly due to transverse and/or longitudinal flow of the medium [17]. More hadrons and energy accompany the same $\langle p_{\perp} \rangle$ trigger particle in central Au + Au than in pp . This could be the net effect of modest parton energy loss softening the resulting jet fragmentation function [8], plus energy pickup from the medium, part of which becomes correlated with the trigger through processes such as recombination [10], scattering, or flow [17].

The awayside jet traverses a large amount of matter. Significant energy loss occurs, depleting high p_{\perp} and enhancing low p_{\perp} fragments. Energy transferred from high to low p_{\perp} results in an increase in the total associated hadron multiplicity. Given the limited TPC acceptance for away jets, our results indicate a large difference between pp and central Au + Au collisions; a significant amount of associated energy may come from the medium in central collisions. The final remnants in central Au + Au no longer exhibit jetlike angular correlations. The interactions

seem to drive particles from the two sources, jet fragmentation and the bulk medium, toward equilibration. This may in turn imply a high degree of thermalization within the medium itself.

Conclusions.—We have reported results on statistical reconstruction, via two-particle angular correlations, of charged hadrons in $0.15 < p_{\perp} < 4$ GeV/ c associated with particles of $p_{\perp}^{\text{trig}} > 4$ GeV/ c in pp and Au + Au collisions at RHIC. For a given trigger momentum $\langle p_{\perp}^{\text{trig}} \rangle$, associated hadron multiplicity and p_{\perp} magnitude sum increase from pp to central Au + Au collisions. The transverse momentum distributions of associated hadrons, while similar in shape on the near side, are significantly softened on the away side in central Au + Au relative to pp . The $\langle p_{\perp} \rangle$ of the awayside associated hadrons decreases with centrality, and becomes not much larger than that of inclusive hadrons, indicating a progressive equilibration between the awayside hadrons and the medium. The results are qualitatively the same for $4 < p_{\perp}^{\text{trig}} < 6$ GeV/ c and $6 < p_{\perp}^{\text{trig}} < 10$ GeV/ c , and are qualitatively consistent with modification of jets in heavy-ion collisions at RHIC.

We thank the RHIC Operations Group and RCF at BNL, and the NERSC Center at LBNL for their support. This work was supported in part by the HENP Divisions of the Office of Science of the U.S. DOE; the U.S. NSF; the BMBF of Germany; IN2P3, RA, RPL, and EMN of France; EPSRC of the United Kingdom; FAPESP of Brazil; the Russian Ministry of Science and Technology; the Ministry of Education and the NNSFC of China; Grant Agency of the Czech Republic; FOM and UU of The Netherlands; DAE, DST, and CSIR of the Government of India; the Swiss NSF.

*Electronic address: www.star.bnl.gov

- [1] F. Karsch, Nucl. Phys. **A698**, 199c (2002).
 [2] M. Gyulassy and M. Plümer, Phys. Lett. B **243**, 432 (1990); X.-N. Wang and M. Gyulassy, Phys. Rev. Lett. **68**, 1480 (1992); R. Baier, D. Schiff, and B. G. Zakharov, Annu. Rev. Nucl. Part. Sci. **50**, 37 (2000).
 [3] K. Adcox *et al.* (PHENIX Collaboration), Phys. Rev. Lett. **88**, 022301 (2002); C. Adler *et al.* (STAR Collaboration), Phys. Rev. Lett. **89**, 202301 (2002); S. S. Adler *et al.* (PHENIX Collaboration), Phys. Rev. Lett. **91**, 072301 (2003); J. Adams *et al.* (STAR Collaboration), Phys. Rev. Lett. **91**, 172302 (2003).
 [4] C. Adler *et al.* (STAR Collaboration), Phys. Rev. Lett. **90**, 082302 (2003).
 [5] B. B. Back *et al.* (PHOBOS Collaboration), Phys. Rev. Lett. **91**, 072302 (2003); S. S. Adler *et al.* (PHENIX Collaboration), Phys. Rev. Lett. **91**, 072303 (2003); J. Adams *et al.* (STAR Collaboration), Phys. Rev. Lett. **91**, 072304 (2003); I. Arsene *et al.* (BRAHMS Collaboration), Phys. Rev. Lett. **91**, 072305 (2003).
 [6] I. Vitev and M. Gyulassy, Phys. Rev. Lett. **89**, 252301 (2002); X.-N. Wang, Phys. Lett. B **595**, 165 (2004).
 [7] S. Pal and S. Pratt, Phys. Lett. B **574**, 21 (2003); C. A. Salgado and U. A. Wiedemann, Phys. Rev. Lett. **93**, 042301 (2004); I. Vitev, hep-ph/0501255.
 [8] X.-N. Wang, Phys. Lett. B **579**, 299 (2004).
 [9] V. Greco, C. M. Ko, and P. Levai, Phys. Rev. C **68**, 034904 (2003); R. J. Fries *et al.*, Phys. Rev. C **68**, 044902 (2003).
 [10] R. C. Hwa and C. B. Yang, Phys. Rev. C **70**, 024905 (2004).
 [11] K. H. Ackermann *et al.* (STAR Collaboration), Nucl. Instrum. Methods Phys. Res., Sect. A **499**, 624 (2003).
 [12] C. Adler *et al.* (STAR Collaboration), Phys. Rev. Lett. **90**, 032301 (2003); J. Adams *et al.* (STAR Collaboration), Phys. Rev. Lett. **93**, 252301 (2004).
 [13] N. Borghini, P. M. Dinh, and J.-Y. Ollitrault, Phys. Rev. C **62**, 034902 (2000).
 [14] J. Adams *et al.* (STAR Collaboration), Phys. Rev. Lett. **92**, 112301 (2004); S. S. Adler *et al.* (PHENIX Collaboration), Phys. Rev. C **69**, 034909 (2004). Assuming isospin symmetry, the ratio of total to charged hadron multiplicity ≈ 1.58 . PYTHIA and HIJING models indicate a ratio of 1.60–1.65 for jet fragments with charged trigger particle of $p_{\perp}^{\text{trig}} > 4$ GeV/ c .
 [15] J. Adams *et al.* (STAR Collaboration), Phys. Rev. C **72**, 014904 (2005).
 [16] C. Adler *et al.* (STAR Collaboration), Phys. Rev. C **66**, 034904 (2002).
 [17] S. A. Voloshin, nucl-th/0312065; N. Armesto, C. A. Salgado, and U. A. Wiedemann, Phys. Rev. Lett. **93**, 242301 (2004).