

Investigating the effects of steel slag powder on the properties of self-compacting concrete with recycled aggregates

Zhihong Pan^{a,*}, Xin Jiang^a, Yidong Xu^{b,*}, Ruoyu Jin^c, Jian Ma^d, Yuan Zhuang^a, Zikun Diao^c, Shengju Zhang^a, Qi Si^a, Wei Chen^b

^a School of Civil Engineering and Architecture, Jiangsu University of Science and Technology, Zhenjiang, Jiangsu 212003, China

^b Ningbo Institute of Technology, Zhejiang University, Ningbo 315100, China

^c School of Environment and Technology, University of Brighton, Cockcroft Building 616, Lewes Road, Brighton, U.K., BN2 4GJ

^d School of Naval Architecture and Architectural Engineering, Jiangsu University of Science and Technology zhangjiagang 215600, China

^e Jiangsu Meicheng Architectural & Planning Design Institute Co., Ltd., Huai 'an, Jiangsu 223005, China

*Corresponding authors: zhpan@just.edu.cn; xyd@nit.zju.edu.cn.

Abstract: This study introduced both steel slag and recycled aggregate aiming to improve the sustainability performance of self-compacting concrete (SCC). The study focused on investigating the effects of steel slag powder on the properties of self-compacting concrete with recycled aggregate (SCRAC). Recycled aggregates were used to replace 30% of natural coarse aggregates by volume. The effects of various replacement ratios of steel slag powder (SSP) to Portland cement (i.e., 10%, 20%, 30%, 40%, and 50%) on the workability, mechanical properties, and durability of SCRAC were studied. The results showed that SSP improved filling ability and passing ability of SCC, but adversely affected the segregation resistance. It was found

25 that 10% replacement ratio of SSP to ordinary Portland cement (OPC) in SCRAC
26 showed superior mechanical properties and higher durability performance in resisting
27 chloride penetration and carbonation.

28 **Keywords:** Self-compacting concrete; Recycled aggregate; Steel slag; Mechanical
29 properties; Chloride penetration; Carbonation

30 1. Introduction

31 Self-compacting concrete (SCC) is a high-flow concrete with superior
32 workability which is increasingly used in the construction industry with difficult
33 casting conditions [1-3]. Compared to the conventional concrete, SCC could reduce
34 labor input, decrease construction period, and improve the construction environment
35 [4,5]. However, in comparison with ordinary concrete, the SCC contains a greater
36 amount of cementitious materials, high dosage of admixtures which provides the
37 desired fluidity and viscosity. Considering this fact that production of one tone of
38 Portland cement (PC) releases one tone of carbon dioxide (CO₂) to the atmosphere,
39 the CO₂ emissions could be higher in the manufacturing of SCC if PC is used as the
40 single cementitious material [6,7]. Incorporating industrial wastes such as fly ash,
41 steel slag and recycled aggregates in concrete mix design can improve the
42 sustainability of concrete production by conserving energy and natural resources and
43 reducing costs [8-10]. It has been observed that the SCC mixes containing low and
44 intermediate percentage of recycled aggregates do not report any negative effect on
45 the overall performance of SCC [10,11].

46 Steel slag, as one type of solid wastes, is a by-product of the steel-making

47 process [13]. It accounts for 10% to 15% of steel products in the manufacturing
48 process by weight [14]. As one of the largest developing economies, China produced
49 about 800 million tons of steel and 100million tons of steel slag in 2016. The
50 production of steel slag is likely to increase due to the increased demand for steel.
51 However, the utilization rate of steel slag is currently low in China, and a tremendous
52 amount of steel slag is being dumped into landfills, occupying urban spaces and
53 causing harms to the natural environment [15,16].

54 Aiming to mitigate the environmental contamination, iron and steel enterprises in
55 China have begun to seek an effective approach to reuse the steel slag. Researchers
56 believe that a promising way to reuse steel slag would be to apply it in concrete
57 mixture. Existing studies showed that steel slag contained somewhat similar chemical
58 composition as cement did, and concrete made from steel slag could fill its internal
59 voids, improve its interfacial bond between particles of binder, and reduce the
60 hydration heat [17-19].

61 Despite of the ongoing research of applying steel slag in concrete production, its
62 utilization together with recycled aggregates in SCC has not been sufficiently
63 investigated. Due to the high water demand of recycled aggregate, it is expected that
64 incorporation of recycled aggregates in SCC would cause adverse impacts on the
65 fresh properties of SCC [20]. Diao et al. [21] utilized steel slag in SCC with
66 acceptable fresh and mechanical properties to explore the feasibility of incorporating
67 multiple waste streams. So far there are still limited researches in applying recycled
68 aggregates in SCC.

69 In view of this, the primary goal of this paper is to explore the effects of steel
70 slag powder on the properties of self-compacting concrete containing recycled
71 aggregates. Five different SSP replacement ratios (i.e., 10%, 20%, 30%, 40%, and
72 50%) were studied. To evaluate the effects of SSP ratios on the workability of
73 SCRAC, the filling ability, passing ability and segregation resistance of different
74 mixture samples were tested. The compressive strength test, splitting tensile
75 strength test and the static modulus of elasticity test were conducted to investigate
76 the effects of replacement ratios of SSP on SCC's mechanical properties.
77 Moreover, the resistance chloride penetration and carbonization test were
78 performed to evaluate the durability properties.

79 **2. Experimental works**

80 **2.1. Materials**

81 OPC used in this study was provided by a local cement plant in
82 Zhangjiagang, China. Fly ash (FA) is one of the most important industrial waste
83 products, which due to its chemical composition and hydraulic properties, can be
84 source for new constituent materials in various fields. Fly ash used as a cement
85 replacement in SCC can produce high strength and low shrinkage [22]. So, FA was
86 used in this study as one type of supplementary cementitious material (SCM). FA
87 adopted in this research came from the by-product during the thermal power
88 generation in the local Zhangjiagang power plant in China. SSP was supplied by the
89 Jiangsu Shagang Group, China. After ball-grinding, demagnetizing and screening, the
90 SSP whose fineness was lower than 0.016mm was selected in this study. The test
91 results complied with GB/T 20491-2006 [23]. The physical properties and chemical
92 compositions of OPC, FA and SSP are presented in Table 1 and Table 2.

93

94 **Table 1**
 95 Physical properties of materials in self-compacting concrete mixture

Items	Crashed stone	Recycled aggregate	Natural sand	OPC	FA	SSP
Apparent density(g/cm ³)	2.87	2.60	2.64	3.02	2.42	2.36
Bulk density(g/cm ³)	1.53	1.21	1.54	—	—	—
Water absorption(%)	0.45	4.4	0.4	—	—	—
Void fraction(%)	46.7	53.8	41.7	—	—	—
Crushing index(%)	8.37	14.3	—	—	—	—

96
 97 **Table 2**
 98 Chemical compositions of OPC, FA, and SSP

Items	Component (%)							
	CaO	SiO ₂	Al ₂ O ₃	Fe ₂ O ₃	MnO	MgO	SO ₃	K ₂ O
OPC	59.60	20.70	6.20	2.70	0.15	1.30	3.80	0.39
FA	<3	56.79	28.21	5.31	—	5.21	0.68	1.34
SSP	48.00	26.28	11.38	5.24	2.37	4.86	0.98	0.13

Medium river sand with well gradation was used as fine aggregate. Crashed stone and recycled aggregate with particle size ranging from 5 to 20mm were selected as coarse aggregates. Recycled aggregate can be used for coarse aggregate in concrete, which is made of waste concrete crushing, screening and removing impurities [24]. In this study, 30% of natural coarse aggregate (in volume) was replaced by recycled aggregate. The physical properties of fine and coarse aggregates are listed in Table 1.

TOJ800-10 polycarboxylate superplasticizer, supplied by Wuhu Faersheng Technology Co. Ltd, China, was used in SCC to obtain the required fresh properties. This type of superplasticizer had a lower percentage of being attached to the cement surface, and it was manufactured to have superior plasticizing effect with a lower amount added to concrete mixture [25].

2.2. Concrete mix design

A total of mix designs were provided in this study, including a control group, and

five other different mixtures with SSP as a partial replacement of OPC at proportions of 10%, 20%, 30%, 40% and 50% respectively by weight. For all AC mixtures, the water-to-binder ratio was designed at 0.33, the binder materials amount (OPC+ SSP+FA) was kept at 533 kg/m^3 , in which FA was used to replace 20% OPC by weight, recycled coarse aggregate was also used to replace 30% of crashed stone by volume replacement, the additional amount of water is 13.0 kg/m^3 due to the water absorption of recycled aggregates [26-28]. The details of mix proportions of self-compacting concrete are shown in Table 3.

Table 3
Mix designs of six SCRAC samples

Mixes	Weight replacement level(%)	Crashed stone (kg/m^3)	Recycled aggregate (kg/m^3)	Natural sand (kg/m^3)	FA (kg/m^3)	OPC (kg/m^3)	SSP (kg/m^3)	Water (kg/m^3)	Added water (kg/m^3)	Polycarboxylate superplasticizer (kg/m^3)
Control	0	624	267	772	107	426	0	176	13.0	1.16
SSP1	10	624	267	772	107	384	43	176	13.0	1.16
SSP2	20	624	267	772	107	341	85	176	13.0	1.16
SSP3	30	624	267	772	107	298	128	176	13.0	1.16
SSP4	40	624	267	772	107	256	171	176	13.0	1.16
SSP5	50	624	267	772	107	213	213	176	13.0	1.16

2.3. Material preparation and concrete curing

Before concrete mixing, recycled coarse aggregates were pre-wetted by a part of additional water beforehand. Afterwards, OPC, SSP and FA were mixed with coarse and fine aggregates for 1 minute. Then 60% of mixture water was added and mixed for 2 minutes. Finally, the remaining water was added into the mixture with polycarboxylate superplasticizer and mixed for another 2 minutes to obtain the homogenous mixture of SCC. Concrete specimens were cast and cured for 24 hours at $20 \pm 2^\circ\text{C}$. After one day, concrete specimens were removed from the mold and cured

until the age of testing, at a temperature of $20 \pm 2^\circ\text{C}$ and a humidity of 95% [29].

2.4. Test methods

2.4.1. Fresh properties

Fresh properties of SCRAC with SSP were tested for the filling ability, passing ability and segregation resistance, in accordance with BS EN206-9-2010 [30]. SCC mixtures were tested with slump-flow and slump-flow time (T500). Slump-flow and T500 tests were used to evaluate the filling ability. Passing ability was evaluated by PA value (i.e. the difference between slump-flow and J-Ring flow), and segregation resistance was measured by the segregation percentage.

2.4.2. Mechanical properties

According to GB/T 50081-2002 [29], the compressive strength tests of SCRAC with SSP were based on the 150mm-sized cubes and 150mm×150mm×300mm prisms at curing ages of 3, 7, 28, 90 days. On Day 28, the SCC specimens of 150mm-sized cubes were prepared for the splitting tensile strength test. Three samples of each group are prepared for the strength test. The arithmetic mean value of the measured values of three samples is taken as the strength result. If either of difference between the maximum value or the minimum value and the intermediate value exceeds 15%, the intermediate value shall be taken as the strength result. If both the difference between the maximum value or the minimum value and the intermediate value exceeds 15%, the test results of this group are invalid. The static modulus of elasticity of SCC was determined using prism samples.

2.4.3 Durability tests

Two types of durability properties of SCRAC with SSP were tested, including resistance to chloride penetration and carbonation. According to GB/T 50082-2009

[31], three cylinders samples (size of $\phi 100\text{mm} \times 50\text{mm}$) were prepared for the coulomb electric flux test. Samples saturated with water in vacuum were then mounted in the test flume. When the electrical power was turned on, the current value through specimens was recorded once every 10 minutes up to 6 hours. On Days 28 and 90, Carbonation test was carried out on three specimens of 100mm-sized cubes at the ages of 28 and 90 days. Upon reaching the curing ages, specimens were transferred from standard curing room to carbonation box with CO_2 concentration at $(20 \pm 3)\%$ under the room temperature of $20 \pm 2^\circ\text{C}$ and relative humidity at $(70 \pm 5)\%$. After another 7 days' and 28 days' carbonation, the carbonation depth of samples was measured following ASTM C1202 [32].

3. Results and discussion

3.1. Fresh properties

The test results for fresh properties of SCRAC with SSP were evaluated in terms of filling ability, passing ability and segregation resistance of different mixture samples. The SCC in this study is suitable for ordinary reinforced concrete structure engineering. The targets of SCC mixture is shown Table 4 [33]. The PA is the intermittent passability index of self-compacted concrete which is the difference between slump-flow and J-Ring flow of the concrete. Test results of fresh properties test results are shown in Fig.1.

Table 4
Fresh properties targets of SCC mixture

Fresh property	Filling ability		Passing ability	Segregation
	Slump flow (mm)	T500 (s)	PA (mm)	Segregation percentage (%)
Performance	SF2	VS1	PA1	SR2

Level				
Target	660~755	≥ 2	$PA1 \leq 50$	≤ 15

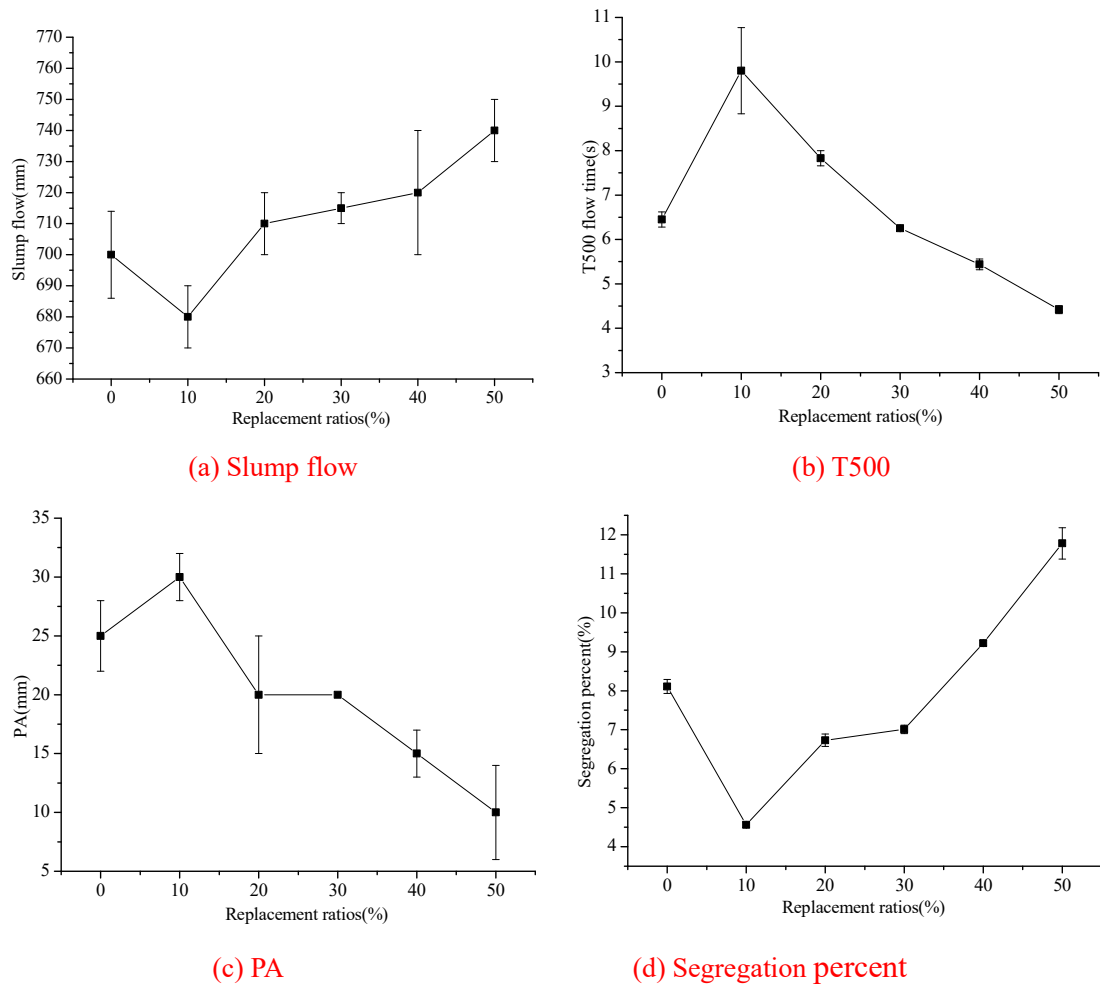


Fig.1. The fresh properties of SCRAC with SSP at different replacement ratios

Fig.1 shows that as the replacement ratio of SSP varies, slump-flow of mixtures ranged from 680mm to 740mm. It decreased as the SSP replacement ratio increased to 10%, but then increased. That trend was consistent with previous studies of steel slag concrete [34,35]. T500 and PA of SCC samples increased first and then decreased with SSP replacement ratio. The trend of segregation percentage was similar to that of slump-flow. Maximum segregation percentage was 11.78% when the replacement ratio of SSP reached 50%. It was inferred that up to 50% of OPC could be replaced by SSP without adverse effect on fresh properties of SCRAC. SSP could improve the workability of SCC, but adversely affected segregation resistance. This could be due

to the fact that the stress state between particles and the cohesion among water, aggregate and mortar were changed when SSP was used as SCM in SCC. The initial hydration reaction of cementitious materials containing steel slag was lower due to the low early-age activity of SSP [36]. Therefore, superior workability of SCC containing SSP could be achieved with less water. SCC mixture with SSP decreased the water demand to keep the same workability. The filling, flowing and passing abilities of SCC mixtures were improved as a result, but the segregation resistance was decreased.

3.2. Mechanical properties

3.2.1. Compressive strength

3.2.1.1. Cubic compressive strength

The cubic compressive strength of the six different types of SCC specimens at four different curing ages were obtained as shown in Fig.2. It can be seen from Fig.2 that the cubic compressive strength was in the range of 17.3-39.5MPa, 20.3-42.0MPa, 28.1-49.0MPa, 38.3-51.3MPa at the ages of 3, 7, 28 and 90 days respectively. Samples with different replacement ratios of SSP turned out significant variations of the cubic compressive strength. Fig.2. is provided to allow the comparison among the six different mixture samples at each curing age.

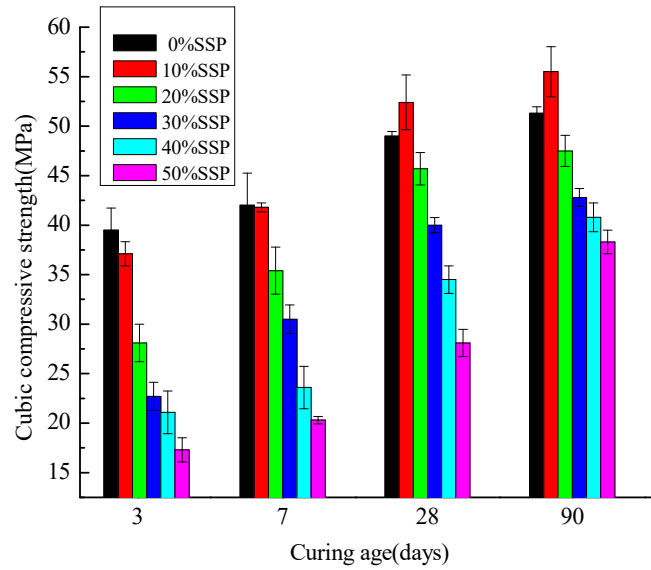


Fig.2. The cubic compressive strength of SCRAC with SSP at different replacement ratios

Fig.2 shows that during the early curing ages (i.e., before Day 7), replacement ratio of SSP up to 10% did not cause significant change of cubic compressive strength. The growth rates of cubic compressive strength for SCC containing 10%, 20%, 30%, 40%, 50% of SSP were -0.48%, -15.71%, -27.38%, -43.81%, -51.67% respectively on Day 7. As curing age increased, the cubic compressive strength of SCRAC containing 10% of SSP was more significantly higher compared to that of the control group. However, SSP replacement ratios over 20% would cause the reduction of SCC strength. For example, the five different replacement ratios of SSP (i.e., 10%, 20%, 30%, 40%, and 50%) resulted in the strength changes at 6.94%, -6.73%, -18.37%, -29.59%, -42.65% on Day 28 and 8.19%, -7.41%, -16.57%, -20.47%, -25.34% on Day 90 respectively.

The cubic compressive strength at 10% of SSP replacement ratio achieved the highest value on Day 28 and 90. That could be explained by the hydrated products of steel slag—C-S-H gel which improves the density of concrete. However, the cubic compressive strength decreased with the higher percentages

(i.e., over 20%) of SSP. According to the composition test results, the active component of steel slag is less than that of cement. So, the concrete strength with steel slag develops slowly. In addition, Wang [37] showed the influence of steel slag on the hydration of cement during the hydration process of complex binder. It was found that steel slag and cement affect each other's hydration by changing the hydration environment. Steel slag does not react with the hydration products of cement. The dormant period of cement-steel slag complex binder during the hydration is longer than that of cement. The larger amount of steel slag would cause a longer dormant period of complex binder.

The longer dormant period of the binary system caused the slower early hydration rate of cementitious materials. As the curing age increase, the inert particles in steel slag are wrapped by the C-S-H gel which is the main cement hydration product. This reduces the cement particle surface C-S-H gel layer thickness indirectly. Moreover, the late hydration environment of cement is improved, promoting the late hydration of cement. Meanwhile, the hydration environment of steel slag is improved. But the bond between inert phase particles and the surrounding C-S-H is weak because of the weak gel of steel slag. Therefore, the SCC strength is reduced. As the amount of steel slag increased, the reduction of strength would be more significant [38-40].

3.2.1.2. The effect of SSP replacement ratios on prismatic compressive strength

The prismatic compressive strength test of SCRAC with SSP was performed on Day 28. Test results are demonstrated in Fig.3. The trend of prismatic compressive strength was consistent with that of cubic compressive strength. A lower replacement ratio (i.e., 10%) of SSP led to increased strength growth, and more than 20% of SSP

would cause reductions of prismatic compressive strength. Specifically, the strength change rates were 6.09%, -9.87%, -22.48%, -35.50% and -49.79% respectively compared to that of the control sample, for SSP replacement ratios of 10%, 20%, 30%, 40% and 50%.

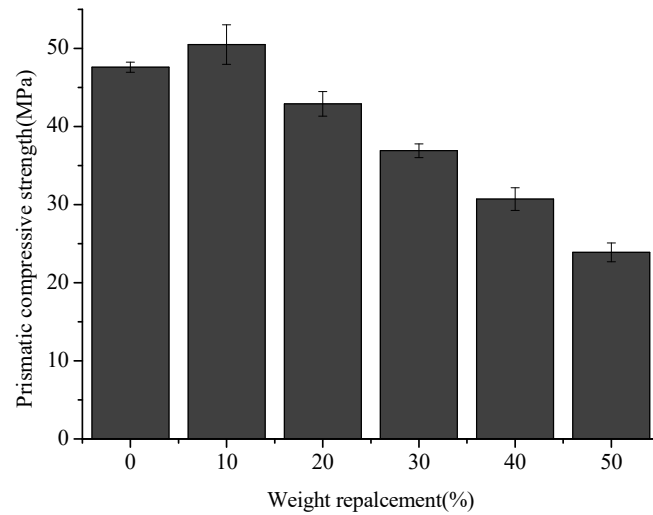


Fig.3. Influence of SSP replacement ratios on prismatic compressive strength

3.2.1.3. The relationship between cubic compressive strength and prismatic compressive strength

The relationship between cubic compressive strength and prismatic compressive strength of SCRAC with different replacement ratios SSP is shown in Fig.4. It is seen from Fig.4 that the ratio of prismatic compressive strength (f_c) to cubic compressive strength (f_{cu}) ranged from 0.85 to 0.97, with the mean ratio at 0.92, higher than the ratios within ordinary concrete. Fig.4 displays the linear relationship between f_c and f_{cu} of SCRAC with SSP at the curing age of 28 days which did not match the formula in Chinese code as follows [41]:

$$f_c = \alpha_{c1} f_{cu} \quad (1)$$

where α_{c1} is 0.75 when the concrete strength is less than or equal to C50 concrete; α_{c1}

is 0.82 when the concrete is C80 concrete; Linear interpolation method is adopted when the concrete strength is between C50 concrete and C80 concrete.

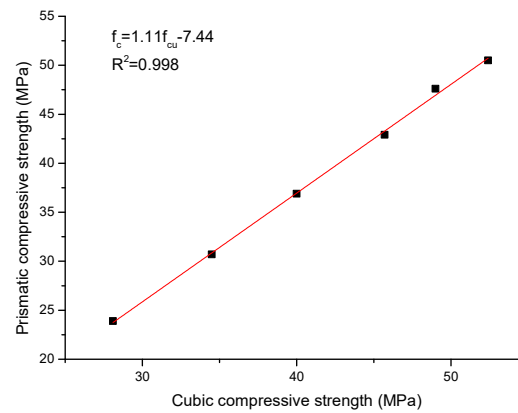


Fig.4. The relationship between prismatic compressive strength(f_c) and cubic compressive strength(f_{cu}) of SCRAC with SSP on Day 28

3.2.2. Splitting tensile strength

3.2.2.1. The effect of the weight replacement level of SSP on splitting tensile strength

Splitting tensile strength test results of all hardened SCC samples are presented in Fig.5 at the curing age of 28 days. The splitting tensile strength of SCRAC with SSP of 10%, 20%, 30%, 40%, 50% were 3.3MPa, 2.6MPa, 2.3MPa, 2.0MPa and 1.8MPa respectively. There is an increase of 6.45%, -16.13%, -25.81%, -35.48%, and -41.94% compared to that of the control SCRAC sample.

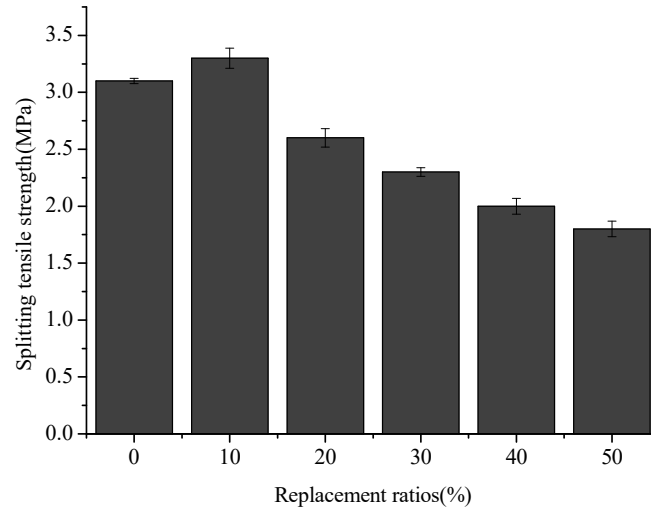


Fig.5. The **splitting tensile strength** for various samples.

3.2.2.2. The analysis of relationships between cubic **compressive-splitting tensile strength** at the curing period of 28 days

The relationship between cubic compressive strength (f_{cu}) and **splitting tensile strength** ($f_{t,sp}$) of SCRAC with SSP is illustrated in Fig.6. Adopting Equation (1),

$$f_{t,sp} = 0.34 f_{cu}^{0.73} \quad (1)$$

It was found that the formula shown in Equation (1) was in good agreement describing the relationship between f_{cu} and $f_{t,sp}$ of SCRAC with SSP. A high correlation coefficient with $R^2=0.95$ was found adopting Equation (1) in describing the relationship between these two types of strength. The finding was consistent with ACI, CEB and AS in terms of formula capturing the relationship between tension and compressive strength [42-44].

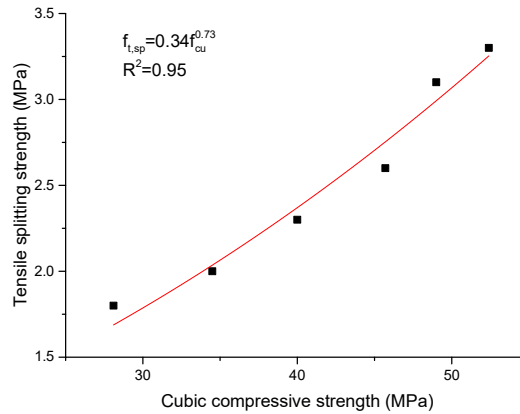


Fig.6. The relationship between cubic compressive strength (f_{cu}) and **splitting tensile strength** ($f_{t,sp}$) of SCRAC with SSP on Day 28

3.2.3. Static modulus of elasticity

3.2.3.1. The effect of replacement ratios of SSP on static modulus of elasticity

Fig.7 illustrates the change of static modulus of elasticity along with the SSP replacement ratio on Day 28.

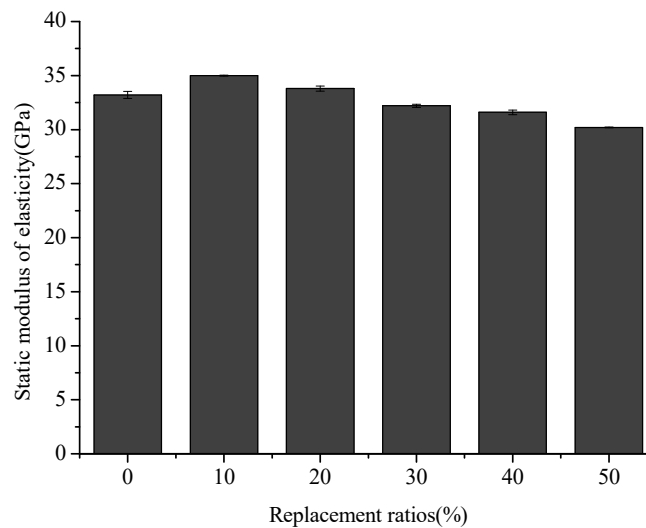


Fig.7. Influence of SSP replacement ratios on the static modulus of elasticity

The change rates of 5.42%, 1.81%, -3.01%, -4.82%, -9.04% were found in the static modulus of elasticity of SCRAC with different replacement ratios of SSP from 10% to 50%. It was noteworthy that the trend of the change of static modulus of elasticity was generally consistent with that of cubic compressive strength. However,

the effect of replacement ratios of SSP on static modulus of elasticity was not as significant as that on compressive strength, according to the percentages of changes.

3.2.3.2. The relationship between cubic compressive strength and static modulus of elasticity

The relationship between cubic compressive strength (f_{cu}) and static modulus of elasticity (E_c) at the age of 28 days is displayed in Fig.8. It was found that the formula shown in Fig.8 fitted well with the test results for the high correlation coefficient ($R^2=0.935$). However, this was not in agreement with previous results [45-47]. The formula for static modulus of elasticity of ordinary concrete or SCC was not applicable to SCRAC, due to the hydration properties of steel slag and high porosity of recycled coarse aggregates.

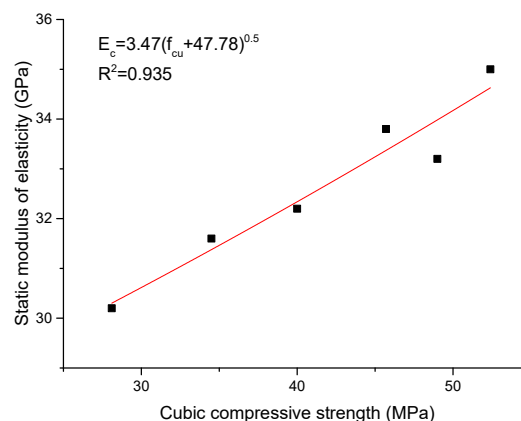


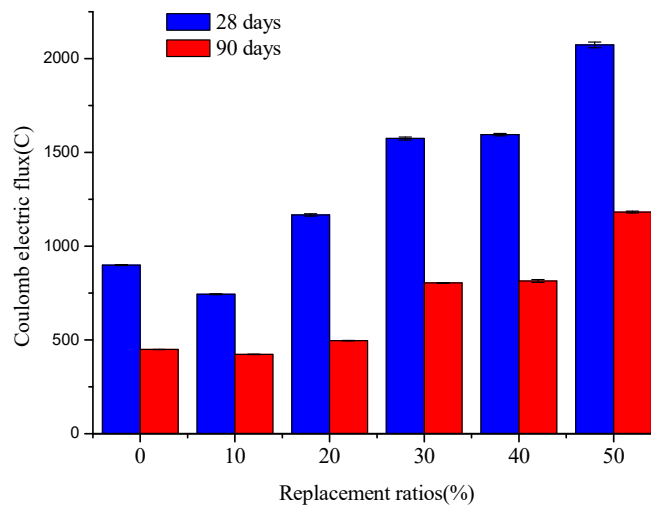
Fig.8. The relationship between cubic compressive strength (f_{cu}) and static modulus of elasticity (E_c) on Day 28

3.3. Durability

3.3.1. Resistance to chloride penetration

The resistance of SSP-SCRAC to chloride penetration was based on the coulomb electric flux up to 6 hours of samples at curing ages of 28 and 90 days. Test results are presented in Fig.9. It is seen that the chloride penetration of all

specimens was at a low level in Table 5 according to ASTM C1202 [32]. Compared to the control sample, the growth rate of coulomb electric flux in SCRAC containing SSP of 10%, 20%, 30%, 40% and 50% were -17.32%, 29.73%, 75.08%, 77.38%, 130.63% on Day 28 and -5.81%, 10.42%, 78.96%, 81.36% and 163.12% on Day 90. At 10% SSP replacement ratio, the coulomb electric flux through the samples was the lowest. This was because the small amount of steel slag would fill the pores in concrete by hydration reaction, which reduced the porosity of concrete. Therefore, the impermeability of concrete was improved. However, the porosity of concrete would increase with the steel slag content because of more unhydrated particles in steel slag. Therefore, the impermeability of concrete would be reduced. In addition, the weakened chloride resistance of concrete was attributed to Fe element in steel slag [48,49].



is improved

Fig.9. The coulomb electric flux up to 6 hours for samples on Day 28 and Day 90

Table 5

The relationship between coulomb charge and permeability of concrete

6h coulomb electric flux/C	Chloride penetration level
>4000	High
2000~4000	Medium
1000~2000	Low
100~1000	Very low
<100	Negligible

In addition, the SCRAC with SSP of 10%, 20%, 30%, 40%, 50% had the growth rates of -50.05%, -43.10%, -57.48%, -48.94%, -48.93%, -43.01% in the coulomb

electric flux of SCRAC with SSP on Day 90, in comparison to that of SCRAC with SSP on Day 28. This could be attributed to the complete hydration of cementitious materials as curing period increased, because longer curing time would make concrete denser, and the physical and chemical adsorption of fly ash improved the solidification of Chloride ion in concrete [48,50,51].

3.3.2 Resistance to carbonation

The carbonation depth of all samples at curing ages of 28 and 56 days and carbonation periods of 7 and 28 days is shown in Fig.10. It was found that under the same condition of curing and carbonation, the carbonation depth of SCRAC with SSP of 10% was the lowest. The growth rates of specimens' carbonation depth were -6.85%, 10.96%, 56.16%, 116.44% and 121.92% for 28 days' curing and 7 days' carbonation. The growth rates of specimens' carbonation depth were -15.14%, 10.71%, 78.57%, 132.14% and 157.14% for 56 days' curing and 28 days' carbonation. It can be seen from the results that specimens under different carbonation and curing periods displayed similar trends of the carbonation depth growth as the replacement ratio of SSP increased.

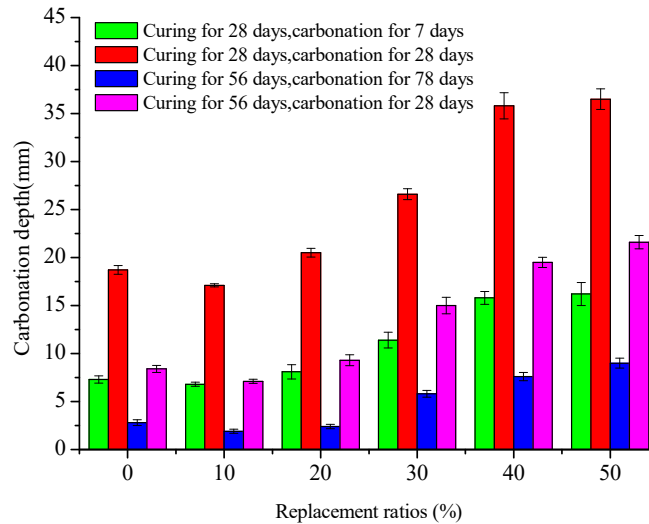


Fig.10. The carbonation depth of specimens at the ages of 28, 56 days and carbonizing periods of 7, 28 days

4. Conclusions

Aiming to achieve environmental friendliness by reusing waste streams, reducing energy consumption in cement manufacturing, and saving natural resources, 30% of virgin aggregates were replaced by recycled aggregate, steel slag powder (SSP) was used as SCM (i.e., supplementary cementitious materials) in self-compacting recycled aggregate concrete (SCRAC). The fresh, mechanical, durability properties of SCRAC containing SSP of 10%, 20%, 30%, 40% and 50% were evaluated. The test results revealed that:

- As the replacement ratio of SSP increased, the infilling ability and passing ability of SCC were also enhanced, but the resistance to segregation was decreased.
- The early strength growth of SCRAC with SSP was relatively slow. However, the longer curing period strength of SCRAC with SSP underwent more significant changes. The strength of SCRAC decreased significantly with the increase of SSP replacement ratio over 20%. The maximum compressive strength of SCRAC was

found when 10% of SSP was used to replace Portland cement by weight **for the considered contents**. The ratio at 10% was also identified as the optimal replacement rate to achieve the superior **splitting tensile strength** and static modulus of elasticity **for the considered contents**.

- Fitting analyses among different mechanical properties of SCRAC with SSP were performed. Empirical formulas were found with good agreement to describe the relationship between cubic compressive strength and prismatic compressive strength, as well as between compressive strength and **splitting tensile strength**. Nevertheless, the relationship between compressive strength and static modulus of elasticity could not be best captured using the existing empirical formula, which was only applicable to ordinary concrete or conventional self-compacting concrete;
- The 10% replacement ratio of Portland cement with SSP also resulted in SCRAC with superior durability in terms of resisting chloride penetration and **carbonation**. But a higher replacement ratio of SSP was found with an adverse effect on the durability of SCRAC. Moreover, the adverse effect on durability performance would be more significant as the curing age increased.

Acknowledgments

This study was supported by the Natural Science Foundation of Jiangsu Higher Education Institutions of China (No. 14KJ560006), the Postgraduate Research & Practice Innovation Program of Jiangsu Province (KYCX17_1847), Zhejiang Provincial Natural Science Foundation (Grant No. LY16E020014), and Ningbo

Municipal Natural Science Foundation (Grant No. 2016A610217).

References

- [1] Okamura, Hajime, Ouchi, Masahiro. Self-compacting high performance concrete. *Progress in Structural Engineering and Materials*, 2010, 1(4): 378-383.
- [2] G. De Schutter, P.J. Bartos, P. Domone, J. Gibbs, *Self-compacting Concrete*, Whittles Publishing, Caithness, 2008.
- [3] Kostrzanowska-Siedlarz A, Gołaszewski J. Rheological properties of High Performance Self-Compacting Concrete: Effects of composition and time. *Construction & Building Materials*, 2016, 115: 705-715.
- [4] Khayat K. Workability, testing, and performance of self-consolidating concrete. *ACI Mater.*1999, 96: 346-353.
- [5] An X H, Huang M S, et al. Technical manual of self-compacting concrete. Beijing, China, 2008.
- [6] Niewiadomski P, Hoła J, Ćwirzeń A. Study on properties of self-compacting concrete modified with nanoparticles. *Archives of Civil & Mechanical Engineering*, 2018, 18(3): 877-886.
- [7] Brouwers H J H, Radix H J. Self-Compacting Concrete: Theoretical and experimental study. *Cement & Concrete Research*, 2005, 35(11): 2116-2136.
- [8] Jiang Y, Ling T, Shi C, et al. Characteristics of steel slags and their use in cement and concrete—A review. *Resources Conservation and Recycling*, 2018: 187-197.
- [9] Martinezlage I, Martinezabella F, Vazquezherrero C.. Properties of plain concrete made with mixed recycled coarse aggregate. *Construction & Building Materials*, 2012, 37(37): 171-176.
- [10] Anastasiou E. Filikas K G. Stefanidou M. Utilization of fine recycled aggregates in concrete with fly ash and steel slag. *Construction & Building Materials*. 2014: 154-161.
- [11] Gesoglu M , Erhan Güneysi, Hatice Öznur Öz, et al. Failure characteristics of self-compacting concretes made with recycled aggregates. *Construction & Building Materials*, 2015, 98: 334-344.
- [12] Fiol F , Thomas C , C. Muñoz, et al. The influence of recycled aggregates from precast elements on the mechanical properties of structural self-compacting concrete. *Construction & Building Materials*, 2018, 182: 309-323.
- [13] Eleftherios K, Anastasiou, IoannaPapayianni, et al. Behavior of self-compacting concrete containing ladle furnace slag and steel fiber reinforcement. *Materials & Design*. 59(2014): 454-460.
- [14] Luca Rondi, Guido Bregoli, Sabrina Sorlini, et al. Concrete with EAF steel slag as aggregate: A comprehensive technical and environmental characterization. *Composites Part B*. 2016: 195-202.
- [15] Xue Y J, Wu S P. Experimental investigation of basic oxygen furnace slag used as aggregate in asphalt mixture. *Journal of Hazardous Materials*. 138(2006): 261-268.
- [16] Y Huang, Roger N Bird, Oliver Heidrich. A review of the use of recycled solid

- waste materials in asphalt pavements. *Resources Conservation & Recycling*. 52(2007): 58-73.
- [17] Huang Y, Xu GP, Cheng HG, et al. An overview of utilization of steel slag. *Procedia Environ Sci*. 16(2012): 791-801.
- [18] H Motz, J Geiseler. Products of Steel Slag an opportunity to save natural resources. *Waste Management*. 21(2001)285-293
- [19] Kourounis S, Tsivilis S, Tsakiridis P, et al. Properties and hydration of blended cements with steelmaking slag. *Cem. Concr. Res*. 37(2007): 815-822.
- [20] Sheen Y N, Le D H, Sun T H. Innovative usages of stainless steel slags in developing self-compacting concrete. *Constr. Build. Mater*. 101(2015): 268-276.
- [21] Diao Z K, Pan Z H, Ma J, et al. Experimental study on workability and compressive strength of self-compacting concrete with recycled aggregate of steel slag. *Build. Str*. 46(2016): 52-55.
- [22] Khatib J M. Performance of self-compacting concrete containing fly ash. *Construction and Building Materials*, 2008, 22(9): 1963-1971.
- [23] Standardization Administration of the People's Republic of China. Steel slag powder used for cement and concrete: GB/T 20491-2006. Beijing, China. 2006.
- [24] Liang R, Yu J, Qin Y J. Research summarize on waste concrete recycled aggregate. *Concrete*. 5(2013): 93-100.
- [25] Kazuo Yamada, Tomoo Takashi. Effects of the chemical structure on the properties of polycarboxylate -type superplasticizer. *Cem. Concr. Res*. 30(2000): 197-207.
- [26] Wu Chunyang, Ma Jian, Pan Zhihong. Experimental study on mechanical behavior of self-compacting concrete beams with discontinuous graded recycled coarse aggregate. *Concrete*. 2014, 10: 109-113. [in Chinese]
- [27] Wu Chunyang. Study on preparation and application technology of self-compacting concrete with recycled coarse aggregate. Thesis for Jiangsu University of Science and Technology, 2015: 32. [in Chinese]
- [28] Diao Zikun. Study on preparation and application technology of recycled aggregate of self-compacting concrete with steel slag. Thesis for Jiangsu University of Science and Technology, 2016: 14. [in Chinese]
- [29] Ministry of Construction of the People's Republic of China. Standard for test method of mechanical properties on ordinary concrete: GB50081-2002. Beijing, China. 2002.
- [30] British Standards Institution. BS EN 206-9-2010: Additional Rules for self-compacting concrete. London, UK, 2010.
- [31] Ministry of Construction of the People's Republic of China. Standard for test methods of long-term performance and durability of ordinary concrete: GBT 50082-2009. Beijing, China. 2009.
- [32] American Society of Testing Materials. ASTM C1202: Standard Test Method for Electrical Indication of Concrete's Ability to Resist Chloride Ion Penetration. Washington, USA. 2012.
- [33] Ministry of Housing and Urban-Rural Development. Technical specification for application of self-compacting concrete. (JTG/T 283-2012). Beijing, China,

2012.

- [34] Yeong Nain Sheen, DucHien Le, Te Ho Sun. Greener self-compacting concrete using stainless steel reducing slag. *Constr. Build. Mater.* 82(2015): 341- 350.
- [35] Univ Burgos, Univ Cantabria, Gikesa, et al. Design and elaboration of concrete mixtures using steelmaking slags. *Aci Materials Journal.* 108(2011): 673- 681.
- [36] Sun S G, Cui H Z, Lin G Q, et al. Contrast study on the strength of common concrete and steel slag concrete. *Fly Ash Comprehensive Utilization.*3(2005): 32-34.
- [37] Wang Q , Yan P Y , Han S . The influence of steel slag on the hydration of cement during the hydration process of complex binder. *Science in China Series E: Technological Sciences*, 2011, 54(2): 388-394.
- [38] Heikal M, El Didamony, H Moustafa M A. Hydration and properties of blended cement systems incorporating industrial wastes. *Ceramics-Silikaty.* 57(2013): 108-119.
- [39] Wang Q, Yan P Y. Hydration properties of basic oxygen furnace steel slag. *ScientiaSinica (Technologica).* 24(2010): 1134-1140.
- [40] Kourounis S, Tsivilis S, Tsakiridis P E, et al. Properties and hydration of blended cements with steelmaking slag. *Cem. Concr. Res.* 37(2007): 815-822.
- [41] Ministry of Construction of the People's Republic of China. Code for Design of Concrete Structures: GB 50010-2010. Beijing, China. 2010.
- [42] ACI 363R-92. State-of-the-Art Report on High-Strength Concrete. ACI Committee Report 363, American Concrete Institute, Detroit, USA. 1992.
- [43] Committee Euro-International du Beton(CEB-PIP). CEB-PIP Model Code1990, Thomas Telford, London, UK. 1993.
- [44] The Council of Standards Australia. AS3600: Concrete Structures, Australian Standards. Canberra, Australia. 2009.
- [45] Xiao J Z. Recycled Aggregate Concrete. Beijing, China. 2008.
- [46] Zega Claudio Javier, Di Maio, Angel Antonio. Recycled concrete made with different natural coarse aggregates exposed to high temperature. *Constr. Build. Mater.*23(2009): 2047-52.
- [47] Poon Chi-Sun, Kou Shi-Cong, Chan D. Influence of steam curing on hardened properties of recycled aggregate concrete. *Mag. Concrete. Res.*58(2006): 289-99.
- [48] Biskri Y, Achoura D, Chelghoum N, Mouret M. Mechanical and durability characteristics of high performance concrete containing steel slag and crystalized slag as aggregates. *Constr. Build. Mater.* 150(2017): 167-178.
- [49] Yuksel, I. A review of steel slag usage in construction industry for sustainable development. *Environ. Dev. Sustain.* 19(2017): 369-384.
- [50] Paul Acker, Jacques Resplendino. Ultra high performance concrete (UH-PC). Germany: Proceedings of the international Symposium on Ultra High Performance Concrete. (2004): 79-90.
- [51] Yang Q B, Zhang Y Q, Luo Y B. Study on durability of concrete with steel slag power, mineral filler and fly ash. *An Academic Discussion of China Concrete and Cement Products in 2013.* (2013): 227-233.