

2013

Re₂O₇-catalyzed reaction of hemiacetals and aldehydes with O-, S-, and C-nucleophiles

Wantanee Sittiwong
University of Nebraska - Lincoln

Michael W. Richardson
University of Nebraska-Lincoln

Charles E. Schiaffo
University of Nebraska - Lincoln

Thomas J. Fisher
University of Nebraska-Lincoln

Patrick Dussault
University of Nebraska-Lincoln, pdussault1@unl.edu

Follow this and additional works at: <http://digitalcommons.unl.edu/chemistrydussault>

Sittiwong, Wantanee; Richardson, Michael W.; Schiaffo, Charles E.; Fisher, Thomas J.; and Dussault, Patrick, "Re₂O₇-catalyzed reaction of hemiacetals and aldehydes with O-, S-, and C-nucleophiles" (2013). *Patrick Dussault Publications*. 21.
<http://digitalcommons.unl.edu/chemistrydussault/21>

This Article is brought to you for free and open access by the Published Research - Department of Chemistry at DigitalCommons@University of Nebraska - Lincoln. It has been accepted for inclusion in Patrick Dussault Publications by an authorized administrator of DigitalCommons@University of Nebraska - Lincoln.

Re₂O₇-catalyzed reaction of hemiacetals and aldehydes with *O*-, *S*-, and *C*-nucleophiles

Wantanee Sittiwong, Michael W. Richardson, Charles E. Schiaffo,
Thomas J. Fisher and Patrick H. Dussault*

Full Research Paper

[Open Access](#)

Address:
Department of Chemistry, University of Nebraska-Lincoln, Lincoln, NE
68588-0304, USA

Email:
Patrick H. Dussault* - pdussault1@unl.edu

* Corresponding author

Keywords:
allylation; hemiacetal; *O,O*-acetal; *O,S*-thioacetal; peroxyacetal;
Re₂O₇; *S,S*-acetal

Beilstein J. Org. Chem. **2013**, *9*, 1526–1532.
doi:10.3762/bjoc.9.174

Received: 09 May 2013
Accepted: 08 July 2013
Published: 30 July 2013

Associate Editor: M. Rueping

© 2013 Sittiwong et al; licensee Beilstein-Institut.
License and terms: see end of document.

Abstract

Re(VII) oxides catalyze the acetalization, monoperoxyacetalization, monothioacetalization and allylation of hemiacetals. The reactions, which take place under mild conditions and at low catalyst loadings, can be conducted using hemiacetals, the corresponding *O*-silyl ethers, and, in some cases, the acetal dimers. Aldehydes react under similar conditions to furnish good yields of dithioacetals. Reactions of hemiacetals with nitrogen nucleophiles are unsuccessful. 1,2-Dioxolan-3-ols (peroxyhemiacetals) undergo Re(VII)-promoted etherification but not allylation. Hydroperoxyacetals (1-alkoxyhydroperoxides) undergo selective exchange of the alkoxide group in the presence of either Re₂O₇ or a Brønsted acid.

Introduction

The synthetically important conversions of hemiacetals to acetals, thioacetals, or homoallyl ethers are typically achieved through activation of the substrate with a strong Brønsted or Lewis acid, or by conversion to an activated intermediate such as a haloacetal [1]. Perrhenates, best known as catalysts for large-scale alkene metathesis [2] and isomerization of allylic alcohols [3–10], have been shown to promote condensation of carbonyls with hydrogen peroxide or hydroperoxides [11,12], intramolecular displacements of reversibly formed hemiacetals and allylic alcohols [8,13], displacement of resonance-activated alcohols with electron-poor nitrogen nucleophiles [14], and a

synthesis of homoallylated amines from condensation of carbonyl groups with an electron-poor amine in the presence of allyltrimethylsilane [15]. We now describe the Re₂O₇-promoted reactions of peroxyhemiacetals, hemiacetals, and alkoxyhydroperoxides with *O*-, *S*- and *C*-nucleophiles.

Results

In the course of investigations into potential antischistosomal and antimalarial agents [16,17], we needed to prepare a number of 3-alkoxy-1,2-dioxolanes. Brønsted acid-promoted etherification of hemiacetals (1,2-dioxolan-3-ols) required harsh condi-

tions and proceeded in good yields only for unhindered alcohols [18]. We were curious whether Re_2O_7 , a catalyst known to activate alcohols via a reversibly formed Re(VII) ester [19,20], would enable displacement under milder conditions, potentially allowing access to a broader range of alkoxydioxolanes. As shown in Table 1, the use of Re_2O_7 or *p*-toluenesulfonic acid monohydrate (PTSA) as catalysts provided comparable yields in the etherification of dioxolanol **1a** or the corresponding *O*-trimethylsilyl ether **1b** with an unhindered alcohol, although the perrhenate-catalyzed reaction proceeded much more rapidly. In the case of a neopentyl alcohol nucleophile, the perrhenate-catalyzed process was clearly superior, proceeding more rapidly and furnishing a higher yield of acetal. The Re_2O_7 -promoted

reactions were subsequently found to proceed efficiently at only 1% catalyst loading. Neither catalyst allowed etherification with a tertiary alcohol.

Acetal formation

As illustrated in Table 2, we next investigated acetalization of tetrahydrofuranol **3**, tetrahydropyranol **4a** and the *O*-*t*-butyldimethylsilyl ether of the latter (**4b**). While good yields of acetals were obtained from the reaction with primary or secondary alcohols, or *t*-butyl hydroperoxide, acetalization with phenol proceeded in poor yield. Attempted acetalizations of 2,3,4,6-tetrabenzylglucose, the corresponding tetraacetate, or their 1-*O*-silyl derivatives, were unsuccessful (not shown).

Table 1: Acetalization of hydroxy- and silyloxydioxolanes.

1a: X = OH
1b: X = OSiMe₃

2a–2b

R	substrate	product	catalyst (equiv)		
			PTSA (0.1)	Re ₂ O ₇ (0.1)	Re ₂ O ₇ (0.01)
			yield (reaction time)		
Ph(CH ₂) ₂	1a	2a	73% (3 h)	75% (1 h)	83% (1 h)
	1b	2a	—	—	81% (2 h)
1-AdCH ₂ ^a	1a	2b	33% (12 h)	74% (1 h)	78% (2 h)
Ad ^a	1a	—	0%	0%	0%
	1b	—	—	—	0%

^aAd = adamantyl.

Table 2: Transesterification of hemiacetals.

substrate	<i>n</i>	X	R	equiv	product	yield ^a
3	1	OH	Ph(CH ₂) ₂	2	5	83%
3	1	OH	<i>t</i> -BuO (<i>t</i> -BuOOH)	2	6	68–77%
4a	2	OH	Ph(CH ₂) ₂	5	7	89%
4b	2	OTBS	Ph(CH ₂) ₂	2	7	82%
4a	2	OH	<i>t</i> -BuO	2	8	71–80%
4a	2	OH	2-octyl	2	9	70–90%
4a	2	OH	Ph	2	10	7%
4b	2	OTBS	Ph	1	10	44% ^b

^aDuplicate values; range given in case of variance. ^bIncludes some inseparable impurities.

Resubmission of purified acetal **7** to typical reaction conditions in the presence of a slight excess of water did not result in the reformation of **4a**. However, we did observe rapid transacetalization when **7** was resubmitted to reaction conditions in the presence of methanol (Scheme 1).

After TLC monitoring of reactions revealed the build-up of an unknown intermediate, we conducted control reactions in the absence of a nucleophile. These revealed a rapid Re_2O_7 -promoted condensation of the hemiacetals to dimeric oxybisacetals (Table 3). As will be described later, these apparent byproducts proved to be competent substrates for acetal formation.

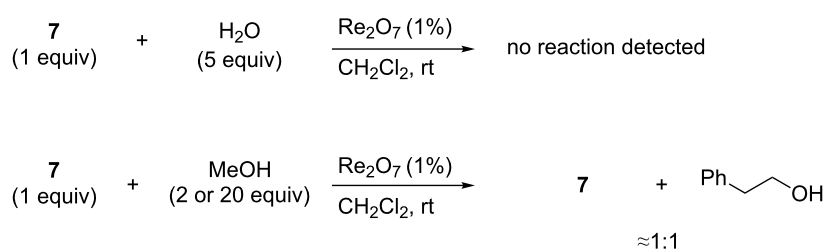
We next attempted to maximize the yield of acetal based upon alcohol (Table 4). Good yields were obtained at a 1:1 ratio of alcohol to hemiacetal and yields did not vary significantly with the rate of addition of hemiacetal. This latter observation was initially surprising given the rapidity of hemiacetal dimerization (*vide supra*). However, we soon realized that the bisacetal ether **11** (Table 4, entry 4) was a remarkably effective substrate.

In fact, the reaction of phenethyl alcohol (1.0 equiv) with only 0.5 equivalent of the oxybisacetal proceeded rapidly to furnish high yields of **7** (not shown).

Monothioacetal formation

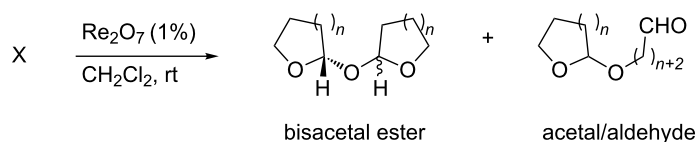
We next turned our attention to the synthesis of monothioacetals, a functionality important for carbonyl protection and as a precursor for oxycarbenium ions [21,22]. As illustrated in Table 5, tetrahydrofuranol and tetrahydropyranol both undergo condensation with a simple thiol in the presence of Re_2O_7 to provide the monothioacetal in good yield; only traces of the *S,S*-dithioacetal were observed. The same reaction, when catalyzed by a Brønsted acid, required a higher catalyst loading and provided a lower yield of product accompanied by a greater amount of dithioacetal. Re(VII) -promoted reaction with thioacetic acid proceeded in much lower yield.

As illustrated in Scheme 2, Re_2O_7 also promotes the reaction of an aldehyde with a thiol or a dithiol to furnish a dithioacetal or a 1,3-dithiane. A ketone substrate did not react under these conditions (not shown).



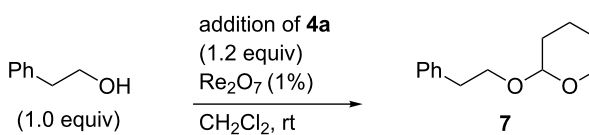
Scheme 1: Transacetalization of acetal **7**.

Table 3: Dimerization of hemiacetals.

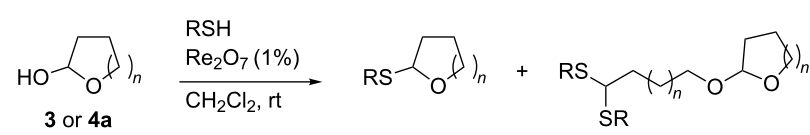


entry	X	n	reaction time (h)	conditions ^a	bisacetal (%)	aldehyde (%)
1	4a	2	0.1	a	11 (57%)	12 (5%)
2	4a	2	0.1	b	11 (59%)	12 (3%)
3	4a	2	0.5	a,d	11 (12%)	trace
4	4a	2	2	a,e	NR	NR
5	3	1	0.1	a	13 (37%)	14 (28%)
6	4a	2	0.1	a	11 (30%)	12 (2%)
7	4a	2	0.5	c	11 (62%)	12 (4%)

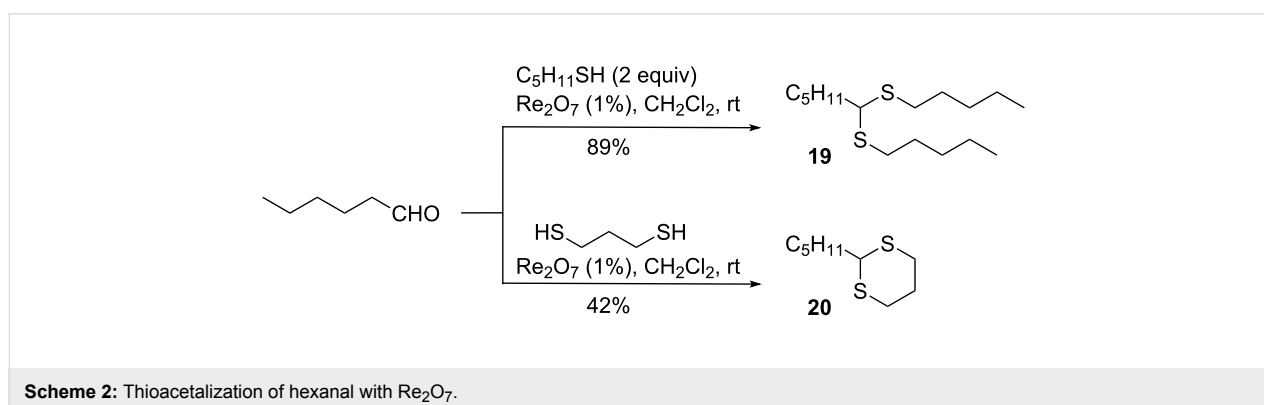
^aa: 1% Re_2O_7 ; b: 2% Re_2O_7 ; c: 10% PTSA; d: with 3 Å mol sieves (powdered); e: with 4 Å mol sieves (powdered).

Table 4: Optimization of acetalization conditions.


entry	substrate	rate of 4a addition (equiv/min)	reaction time (h)	additives	7 (%)
1	4a	0.1	1	—	93
2	4a	0.04	1	—	94
3	4a	0.01	2	—	87
4	11	all at once	0.5	—	87
5	4a	all at once	1	—	89
6	4a	0.02	1	3 Å mol sieves (powder)	NR
7	4a	0.02	2	4 Å mol sieves (powder)	NR

Table 5: Synthesis of monothioacetals.


substrate	catalyst	<i>n</i>	R	acetals	
				O,S (%)	S,S (%)
3	Re ₂ O ₇	1	pentyl	15 (71–80%)	(traces)
4a	Re ₂ O ₇	2	pentyl	16 (78–88%)	17 (2%)
4a	Re ₂ O ₇	2	acetyl	18 (10%)	—
4a	PTSA	2	pentyl	16 (62%)	17 (8%)



The mono- and dithioacetalization reactions were visibly different from the *O*-acetalizations described above. Whereas addition of Re₂O₇ to a hemiacetal in the presence of an alcohol generates a transparent light yellow solution (Figure S1, Supporting Information File 1), addition of thiol to a mixture of Re₂O₇ and hemiacetal produces an opaque, black, solution that

gradually becomes translucent but remains very dark (Figure S2, Supporting Information File 1).

Attempted reaction with nitrogen nucleophiles
Perrhenate proved ineffective for catalyzing the formation of *N,O*-acetals (Table 6). Although these investigations were

complicated by the limited solubility of some of the nucleophiles in dichloromethane, similar results were obtained in acetonitrile, where solubility was less of an issue.

Table 6: Attempted synthesis of *N,O*-acetals.

$\text{4a or 4b} \xrightarrow[\text{CH}_2\text{Cl}_2, \text{rt}]{\text{amine or amide, Re}_2\text{O}_7 (1\%)} \text{Product}$			
substrate	Nu	X	product (yield)
4a	benzamide	BzNH	21 (10%)
4b	benzamide	BzNH	—
4a or 4b	acetamide	AcNH	—
4a or 4b	benzylamine	BnNH	—
4a or 4b	morpholine	morpholino	—

The poor results with *N*-nucleophiles led us to reinvestigate a proven reaction in the presence of amines. The previously successful condensation of **4a** with phenethyl alcohol (see Table 2) failed completely in the presence of added morpholine or pyridine (not shown).

Allylation of hemiacetals

Re₂O₇ has been successfully applied to intramolecular Prins reactions of alkenes with reversibly generated hemiacetals [13], and we were curious about the potential for applications to intermolecular allylations. As illustrated in Table 7, tetrahydrofuranol **3**, tetrahydropyranol **4a**, bisacetal **11**, and oxadadamantyl hemiacetal **22** all underwent allylation in the presence of stoichiometric allyltrimethylsilane and 1% of Re₂O₇. The isolated yields of **23** and **24** may be artificially low due to product volatility. Peroxyhemiacetal (dioxolanol **1a**) failed to react under these conditions.

Table 7: Allylation of hemiacetals.

$\text{Substrate} \xrightarrow[\text{CH}_2\text{Cl}_2, \text{rt}]{\text{Re}_2\text{O}_7 (1\%), \text{CH}_2=\text{CH}-\text{SiMe}_3} \text{Product}$		
substrate	product	yield
1a	NR	NR
3	23^a	33% ^b
4a	24^a	41% ^b
11	24^a	53% ^c
22	25	90% ^c

^aVolatile product. ^bIsolated yield. ^cGC yield (toluene standard).

Transesterification of hydroperoxyacetals

We were curious about the interactions of Re(VII) oxides with hydroperoxyacetals (1-alkoxyhydroperoxides), versatile intermediates available from ozonolysis of alkenes in alcoholic solvents [23,24]. As can be seen in Table 8, Re₂O₇, Me₃SiOReO₃ and PTSA all catalyze alkoxide metathesis to furnish a moderate yield of a new hydroperoxyacetal. The exchange reaction was observed in several solvents (e.g., CH₂Cl₂, 1,2-dichloroethane) but was most efficient in acetonitrile. The alkoxide exchange was accompanied by much slower exchange of the peroxide; for example, prolonged reaction

Table 8: Alkoxide exchange within hydroperoxyacetals.

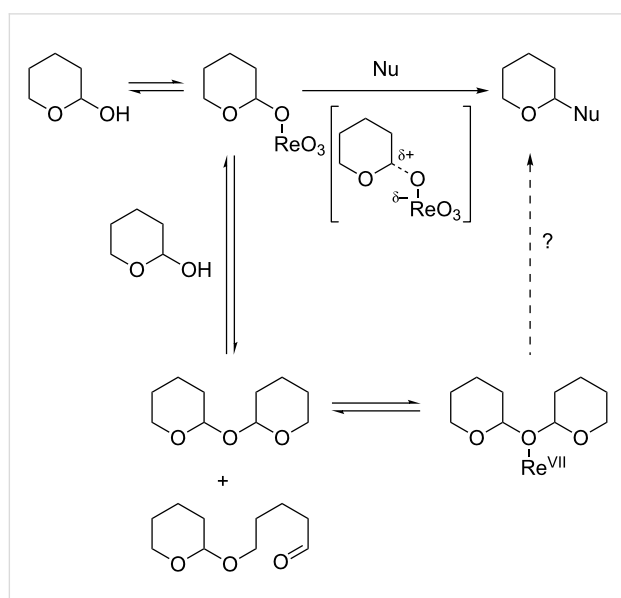
$\text{C}_8\text{H}_{17}-\text{CH}(\text{OOH})-\text{OR}^1 \xrightarrow[\text{CH}_3\text{CN}]{\text{R}^2\text{OH} (10 \text{ equiv}), \text{catalyst} (3\%)} \text{C}_8\text{H}_{17}-\text{CH}(\text{OOH})-\text{OR}^2$						
substrate	R ¹	R ²	catalyst	reaction time (h)	product	yield
26	Me	Et	Re ₂ O ₇	2	27	41%
26	Me	Et	Me ₃ SiOReO ₃	2	27	41%
26	Me	Et	PTSA	5	27	40%
27	Et	Me	Re ₂ O ₇	2	26	43%
26	Me	iPr	Re ₂ O ₇	2–48	mixtures	—
28	iPr	Me	Re ₂ O ₇	0.5	26	42%

(>24 h) of acetal **26** in MeOH (solvent) in the presence of catalytic Re(VII) furnished a 40% yield of the dimethyl acetal (not shown).

Discussion

All the reactions described appear to involve the intermediacy of perrhenate esters. Previous investigators have hypothesized that the barrier for Re_2O_7 -promoted C–O ionization of hemiacetals is relatively low [13]. The differences in reactivity between hemiacetals of cyclic ethers (displaced by alcohols and allyltrimethylsilane) and those of cyclic peroxides (reactive only towards alcohols) demonstrates that the extent of activation is dependent on the nature of the substrate, and that different levels of activation are required for trapping by heteroatom versus carbon nucleophiles. Previous work established that the perrhenate-catalyzed isomerization of alcohols can also employ silyl ethers as substrates [25], and our work demonstrates that the same is true for the hemiacetals investigated here. However, our work also demonstrates that oxybisacetals (for example, bis 2-tetrahydropyranyl ether) are highly effective substrates for the Re-catalyzed processes.

The results are in keeping with the formation of perrhenate esters which can undergo displacement by nucleophiles. Our results suggest that in the case of etherifications with alcohols, the intermediates can sometimes be regenerated from the product acetals. Moreover, our results clearly demonstrate that Re_2O_7 reversibly dimerizes hemiacetals in a reaction that is sufficiently rapid that it is possible that the oxybisacetal dimers may be the predominant precursors of the perrhenate intermediates and therefore the reaction products (Scheme 3).



Scheme 3: Proposed mechanistic pathway.

The results with peroxyhemiacetals are consistent with the known reactivity of bisperoxyacetals [26]. The hydroperoxyacetals showed no sign of electrophilic activation of the hydroperoxide (which would presumably lead to heterolytic fragmentation) and activation of the peroxide C–O was clearly disfavored relative to activation of the alkoxide C–O bond. Rapid alkoxide metathesis was also observed in the presence of a strong Brønsted acid. Our observations suggest that the seeming lack of reactivity of ozonolysis-derived 1-methoxyhydroperoxides towards methanolic acid may mask a rapid degenerate exchange [27].

The failure of the perrhenate to catalyze formation of *N,O*-acetals was initially perplexing. However, reported perrhenate-promoted dehydrations of amides and oximes require relatively high temperatures [28–30]. Our results suggest that amines and amides actively suppress the ability of Re(VII)-oxides to activate alcohols. We note, however, a recent report by Ghorai describing the allylation of iminium ions generated from aldehydes and sulfonamides in the presence of Re_2O_7 [15].

Conclusion

Perrhenates hold broad potential as catalysts for electrophilic activation of hemiacetals. The ability to catalyze formation of *O,O*-, *O,S*-, and *S,S*-acetals under very mild conditions offers a useful complement to traditional Brønsted acid catalysts.

Supporting Information

Experimental details and detailed information, including references and spectral listings related to prepared molecules, are provided in Supporting Information File 1.

Supporting Information File 1

Experimental details.

[<http://www.beilstein-journals.org/bjoc/content/supplementary/1860-5397-9-174-S1.pdf>]

Acknowledgements

Research was conducted with funding from the NSF (CHE-1057982) in facilities remodeled with support from the NIH (RR016544).

References

- Chemla, F.; Ferreira, F.; Rey, B. Acetals: Hal/X and O/O, S, Se, Te. In *Science of Synthesis: Houben-Weyl Methods of Molecular Transformations*; Ley, S., Ed.; George Thieme Verlag: Stuttgart, 2007; Vol. 29, pp 801–887.
- Mol, J. C. *Catal. Today* **1999**, *51*, 289–299. doi:10.1016/S0920-5861(99)00051-6

3. Bellemin-Laponnaz, S. *ChemCatChem* **2009**, *1*, 357–362. doi:10.1002/cctc.200900206
4. Dussault, P. H.; Ghorai, P. Rhenium(VII) Oxide. In *e-EROS Encyclopedia of Reagents for Organic Synthesis*, Wiley, 2010. doi:10.1002/047084289X
5. Volchkov, I.; Lee, D. *J. Am. Chem. Soc.* **2013**, *135*, 5324–5327. doi:10.1021/ja401717b
6. Xie, Y.; Floreancig, P. E. *Angew. Chem., Int. Ed.* **2013**, *52*, 625–628. doi:10.1002/anie.201208132
7. Volchkov, I.; Park, S.; Lee, D. *Org. Lett.* **2011**, *13*, 3530–3533. doi:10.1021/ol2013473
8. Xie, Y.; Floreancig, P. E. *Chem. Sci.* **2011**, *2*, 2423–2427. doi:10.1039/c1sc00570g
9. Stivala, C. E.; Gu, Z.; Smith, L. L.; Zakarian, A. *Org. Lett.* **2012**, *14*, 804–807. doi:10.1021/ol203342e
10. Herrmann, A. T.; Saito, T.; Stivala, C. E.; Tom, J.; Zakarian, A. *J. Am. Chem. Soc.* **2010**, *132*, 5962–5963. doi:10.1021/ja101673v
11. Ghorai, P.; Dussault, P. H. *Org. Lett.* **2009**, *11*, 213–216. doi:10.1021/ol8023874
12. Ghorai, P.; Dussault, P. H. *Org. Lett.* **2008**, *10*, 4577–4579. doi:10.1021/ol801859c
13. Tadpetch, K.; Rychnosvsky, S. D. *Org. Lett.* **2008**, *10*, 4839–4842. doi:10.1021/ol8019204
14. Das, B. G.; Nallagonda, R.; Ghorai, P. *J. Org. Chem.* **2012**, *77*, 5577–5583. doi:10.1021/jo300706b
15. Pramanik, S.; Ghorai, P. *Chem. Commun.* **2012**, *48*, 1820–1822. doi:10.1039/c2cc15472b
16. Schiaffo, C. E.; Rottman, M.; Wittlin, S.; Dussault, P. H. *ACS Med. Chem. Lett.* **2011**, *2*, 316–319. doi:10.1021/ml100308d
17. Ingram, K.; Schiaffo, C. E.; Sittiwong, W.; Benner, E.; Dussault, P. H.; Keiser, J. *J. Antimicrob. Chemother.* **2012**, *67*, 1979–1986. doi:10.1093/jac/dks141
18. Dussault, P. H.; Liu, X. *Org. Lett.* **1999**, *1*, 1391–1393. doi:10.1021/ol990954y
19. Bellemin-Laponnaz, S.; Gisie, H.; Le Ny, J. P.; Osborn, J. A. *Angew. Chem., Int. Ed. Engl.* **1997**, *36*, 976–978. doi:10.1002/anie.199709761
20. Edwards, P.; Wilkinson, G. *J. Chem. Soc., Dalton Trans.* **1984**, 2695–2702. doi:10.1039/DT9840002695
21. Greene, T. W.; Wuts, P. G. M. *Protective Groups in Organic Synthesis*, 4th ed.; John Wiley & Sons, Inc.: Hoboken, 2007.
22. Crich, D.; Smith, M. *J. Am. Chem. Soc.* **2001**, *123*, 9015–9020. doi:10.1021/ja0111481
23. Bunnelle, W. H. *Chem. Rev.* **1991**, *91*, 335–362. doi:10.1021/cr00003a003
24. Yamamoto, Y.; Niki, E.; Kamiya, Y. *Bull. Chem. Soc. Jpn.* **1982**, *55*, 2677–2678. doi:10.1246/bcsj.55.2677
25. Bellemin-Laponnaz, S.; Le Ny, J. P.; Osborn, J. A. *Tetrahedron Lett.* **2000**, *41*, 1549–1552. doi:10.1016/S0040-4039(99)02352-7
26. Dussault, P. H.; Lee, I. Q.; Lee, H.-J.; Lee, R. J.; Niu, Q. J.; Schultz, J. A.; Zope, U. R. *J. Org. Chem.* **2000**, *65*, 8407–8414. doi:10.1021/jo991714z
27. Claus, R. E.; Schreiber, S. L. *Org. Synth.* **1986**, *64*, 150–156.
28. Furuya, Y.; Ishihara, K.; Yamamoto, H. *Bull. Chem. Soc. Jpn.* **2007**, *80*, 400–406. doi:10.1246/bcsj.80.400
29. Kusama, H.; Yamashita, Y.; Narasaka, K. *Bull. Chem. Soc. Jpn.* **1995**, *68*, 373–377. doi:10.1246/bcsj.68.373
30. Kusama, H.; Yamashita, Y.; Uchiyama, K.; Narasaka, K. *Bull. Chem. Soc. Jpn.* **1997**, *70*, 965–975. doi:10.1246/bcsj.70.965

License and Terms

This is an Open Access article under the terms of the Creative Commons Attribution License (<http://creativecommons.org/licenses/by/2.0>), which permits unrestricted use, distribution, and reproduction in any medium, provided the original work is properly cited.

The license is subject to the *Beilstein Journal of Organic Chemistry* terms and conditions: (<http://www.beilstein-journals.org/bjoc>)

The definitive version of this article is the electronic one which can be found at: [doi:10.3762/bjoc.9.174](https://doi.org/10.3762/bjoc.9.174)