

1959

EC59-203 More Profit through Proper...Management Practices and Space Allotments for Growing-Finishing Pigs

Paul Q. Guyer

Donald F. Engel

Follow this and additional works at: <http://digitalcommons.unl.edu/extensionhist>

Guyer, Paul Q. and Engel, Donald F., "EC59-203 More Profit through Proper...Management Practices and Space Allotments for Growing-Finishing Pigs" (1959). *Historical Materials from University of Nebraska-Lincoln Extension*. 3452.
<http://digitalcommons.unl.edu/extensionhist/3452>

This Article is brought to you for free and open access by the Extension at DigitalCommons@University of Nebraska - Lincoln. It has been accepted for inclusion in Historical Materials from University of Nebraska-Lincoln Extension by an authorized administrator of DigitalCommons@University of Nebraska - Lincoln.

AGRI

S
85
E7

#59-203

E.C.59-203

More Profit

THROUGH PROPER

Management

Practices

and


Space

Allotments


for

Growing- Finishing

Pigs (50-200 lbs.)



RECEIVED
 JAN 29 1971
 COLLEGE OF AGRICULTURE
 LIBRARY



EXTENSION SERVICE
 UNIVERSITY OF NEBRASKA COLLEGE OF AGRICULTURE
 AND U. S. DEPARTMENT OF AGRICULTURE
 COOPERATING

W. V. LAMBERT, DIRECTOR

E. W. JANIKE, ASSOC. DIRECTOR


Management Practices

BY

- PAUL Q. GUYER
Extension Animal Husbandman
- DONALD F. ENGEL
Extension Animal Husbandman

and Space Allotments for growing-finishing pigs

General Management Practices



Control of roundworms is an important management practice. Roundworm infestation, under average conditions, reduces rate and efficiency of gains in growing - finishing pigs. Infestation begins immediately after birth of the pig but its effects often do not become apparent until after much of the damage is already done.

In hogs with light to moderate infestations, treatment for worms (while ridding the pigs of worms) may not result in enough improvement in rate or efficiency of gain to pay for the cost of treatment. Thus, preventive control is usually more profitable than control by treatment of the growing-finishing pigs. A practical preventive control program is as follows:


1. Treat sows to remove worms or prevent production of worm eggs during the period just before farrowing through to weaning.
2. Wash sows thoroughly with soap before they are put in farrowing quarters.
3. Farrow in clean quarters - wash with boiling lye water (1 lb. lye to 10 gal. water).
4. Feed pigs on concrete or clean pasture to market weights. Clean pasture can be furnished by pasture in regular crop rotation.

If you cannot follow a sound prevention program, a treatment program should be adopted for growing-finishing pigs. At present, including hygromycin in the ration from 50 to 125 pounds or treatment with piperazine compounds at 60-day intervals are two recommended treatments. Refer to Extension Circular 1902 for more details.


Clean pens help keep down disease. Concrete confinement systems may require daily cleaning. Removal of manure by washing during warm weather reduces fly problems and odors. Between groups of pigs, scrub, disinfect and leave facilities vacant a minimum of one week.

On pasture or in dirt lots, locate housing or shades on high ground and provide good drainage. Move the houses or shades as needed to prevent dustiness in the area. Floors in houses or shades will reduce the dust problem.

Control mange and lice anytime the need arises. Present recommendations include spraying with Lindane, using 1 quart of 20% Lindane emulsifiable concentrate or 2 pounds of wettable powder per 100 gallons of water. For small quantities, use 2 teaspoons of the emulsifiable concentrate or 2 tablespoons of the wettable powder per gallon of water. Do not treat within 30 days of slaughter. Repeat the treatment in 3 weeks. For more details on other types of control, refer to Extension Circular 58-1585.



50 lb. av. wt.




Pen in uniform weight groups allowing not more than a 10-pound spread between the lightest and heaviest pigs at 50 pounds average weight. Re-group the pigs when they average about 125 pounds allowing not more than 20 pounds between the heaviest and lightest pigs in each group.

125 av. wt.



Clean, dry bedding is necessary during cold weather. For raising on concrete, a bedding area should be provided. A 2" x 4" or 2" x 6" board is high enough to hold bedding in place.



Space and Equipment Allotments

Total area recommended per pig confined on concrete, pasture or dirt lot:

1. On concrete, allow 8 to 10 square feet per pig up to 100 pounds and 12 to 14 square feet per pig from 100 to 200 pounds. A maximum of 40 to 50 pigs per pen is generally recommended. More per pen have been satisfactorily fed. The number you confine per pen will depend largely on the number of groups needed for size uniformity as suggested earlier. Slope of the floor inside the building should be $\frac{1}{2}$ inch per foot, and outside, $\frac{3}{4}$ to 1 inch per foot.



2. Pasture capacity per acre depends upon the kind of forage produced. An acre of good alfalfa will carry 40 to 50 head of pigs up to 100 pounds, or 25 to 35 from 100 to 200 pounds. Pastures may require clipping occasionally to permit new growth.

3. Dirt lot capacity is governed by the condition of the lots. Well drained lots can be stocked with more hogs than poorly drained lots. More area should be provided per pig in dirt lots than on concrete.

Housing or sleeping area required per pig is as follows:

up to 100 pounds -- 4 to 5 square feet

100 to 200 pounds -- 6 to 7 square feet

On concrete, approximately one half of the total area recommended per pig should be in housing.

Dunging and urination in the sleeping area can usually be controlled by reducing the size of the area.

Self Feeder space

	Up to 100 lbs.	100 to 200 lbs.
Complete mixed ration	1 hole per 3 - 4 pigs	1 hole per 2 - 3 pigs
Grain alone	1 hole per 4 - 6 pigs	1 hole per 3 - 5 pigs
Protein supplement	20 - 25% of grain space	15 - 20% of grain space


Cooling systems are necessary during hot weather. Pig gains under 100 pounds are not affected by high temperatures as adversely as those from 100 to 200 pounds. The following chart shows the effect of temperature on daily gains at different weights.

Weight lbs.	Air Temperature °F.				
	60°	70°	80°	90°	100°
		<u>Daily Gains</u>			
100	1.58	2.00	1.97	1.40	.39
150	1.75	2.16	1.82	1.14	-.19
200	1.91	2.22	1.67	.88	-.77


1. Shade is one form of cooling system. A shade area equal to that suggested for the housing or sleeping area should be provided when the daytime temperature reaches 70° F. Shade may be provided by:

(a) Trees locate in the open, allowing wind movement.

(b) Houses with hinged sides that can be opened for cross ventilation.



(c) Portable shade shelters constructed with wood, metal, straw or hay roofs. Metal (other than aluminum) and wood should be painted with white or aluminum paint to increase heat reflection. The roofs of all shades should be a minimum of 4 feet off the ground.




2. Mist sprays are one of the most effective cooling methods. They are best adapted for use on concrete. Fogger nozzles set to dispense 2 to 3 gallons of water per hour should be placed between the shade and feeding areas. They can be used on pasture or dirt lot where the soil is sandy, allowing good seepage, preventing mud wallows.

3. Permanent or portable hog wallows serve to cool pigs but become disease and parasite hazards if not managed properly. To be most effective, shade should be available nearby.

4. Air conditioned houses are now in the experimental stage and may prove desirable for some swine operations.

Waterers

Allow 50 pigs in winter and 10 in summer per watering cup. Small capacity waterers aid in maintaining a cool supply of water in summer and preventing freezing in the winter. Barrel and tank waterers should be covered or located in the shade to keep water cool. All waterers must be maintained ice-free in the winter.




Pens or fences

	Up to 100 lbs.	100 to 200 lbs.
Pen or fence height	36 ins.	36 ins.
Door width	24 ins.	24 ins.

Liquid manure facilities

Allow 2 to 2 1/2 gallons of tank capacity per day per pig. This amount will accommodate waste material produced and water used in washing the feeding floor .


Manure Production Per Day, Lbs.	
Weight	Manure
50	2.7
100	4.6
150	6.1
200	7.6

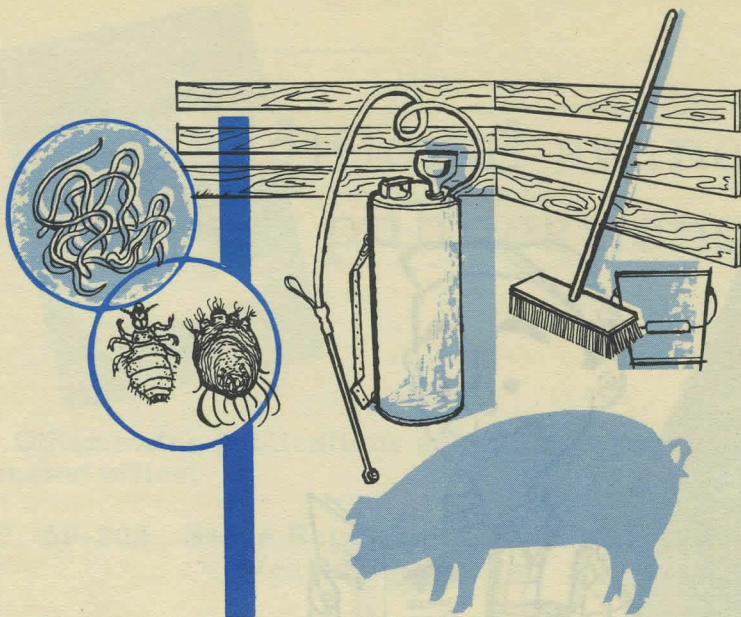


additional swine publications

Other swine publications available at your county extension office:

- E. C. 59-202 Swine Nutrition and Management. From Weaning to Market
- E. C. 253 Nutrients, Feeds and Example Rations For Swine
- E. C. 58-201 Crossbreeding Of Hogs
- E. C. 1902 Worm Eggs Cost You Money
- E. C. 58-1585 Control of Hog Lice and Mange
- E. C. 1903 Disease Free Pigs
- E. C. 2-01-2 4-H Swine Club Manual
- S. B. 439 Grain Sorghums As Feeds For Beef and Hogs
- F. B. 1787 Internal Parasites Of Swine





SOUND MANAGEMENT PRACTICES INCLUDE:

- prevent heavy worm infestation
- provide clean pens
- control mange and lice
- pen in uniform weight groups
- use clean dry bedding in winter
- feed as recommended in extension circular 59-902