

University of Nebraska - Lincoln  
**DigitalCommons@University of Nebraska - Lincoln**

---

Historical Materials from University of Nebraska-  
Lincoln Extension

Extension

---

4-1946

# EC1541 D D T for Lice

M. H. Muma

Follow this and additional works at: <http://digitalcommons.unl.edu/extensionhist>

---

Muma, M. H., "EC1541 D D T for Lice" (1946). *Historical Materials from University of Nebraska-Lincoln Extension*. 2659.  
<http://digitalcommons.unl.edu/extensionhist/2659>


This Article is brought to you for free and open access by the Extension at DigitalCommons@University of Nebraska - Lincoln. It has been accepted for inclusion in Historical Materials from University of Nebraska-Lincoln Extension by an authorized administrator of DigitalCommons@University of Nebraska - Lincoln.

April  
1946

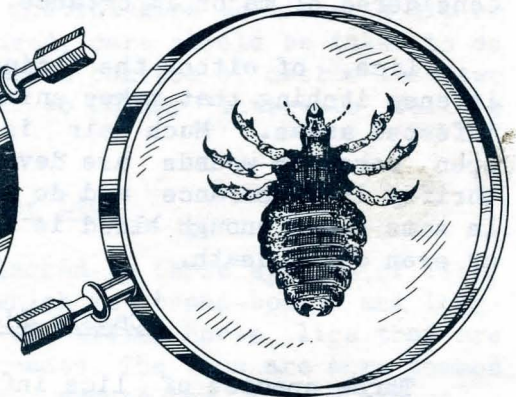
S  
85  
E7  
#1541  
c.1

E. C.  
1541


# DDT for Lice



BITING CATTLE  
LOUSE



HOG LOUSE



SUCKING HORSE  
LOUSE

Cooperative Extension Work in Agriculture and Home Economics  
University of Nebraska College of Agriculture, and the United States  
Department of Agriculture cooperating, W. H. Brokaw, Director, Lincoln.

## DDT FOR LICE


M. H. Muma, Extension Entomologist

One of the most promising fields for the use of the new insecticide, DDT, is in the control of certain external parasites of livestock. Among these are flies, mosquitoes, fleas and lice. Although the injury often is not as evident as with some insects, lice must be considered of major importance.

Lice, of either the biting or sucking type, cause intense itching that makes animals rub, bite, or scratch infested areas. Much hair is lost and in many cases open sores or wounds are developed. Animals are unthrifty in appearance and do not gain weight properly. In some cases enough blood is lost to weaken the animals or even cause death.

### Cattle Lice

Three species of lice infest cattle in Nebraska, the short-nosed louse, the long-nosed or "blue" louse, and the little red and yellow biting louse. The short-nosed louse is broad bodied, bluish grey in color and infests older animals while the long-nosed louse is narrow bodied, dark grey in color and most common on calves or young stock. These two lice are most common on the shoulders, neck, forehead, throat and brisket, around the muzzle, between the thighs and around the base of the tail. The biting louse is small, yellow and red in color as the name indicates and is found generally over the body, but may



LONG-NOSED CATTLE  
LOUSE




cluster at the base of the tail or on the withers and neck. All three species spend their entire life cycle on the animals. The life cycle is completed in from 20 to 30 days and there are many generations per year.

Lice are most numerous on the animals in the winter and early spring and are best controlled in the fall when populations begin to increase. A suspension containing one quarter of one per cent of DDT (4 pounds of 50 per cent wettable DDT powder to each 100 gallons of water) will effectively control lice in either a dip or a spray. If a spray is used, care should be taken to do a thorough job. For complete control of cattle lice two treatments spaced at 16 to 20 day intervals will be necessary.

### Horse Lice

Horses are also attacked by three species of lice, the sucking horse louse which is broad-bodied and long-nosed, and two species of biting horse lice that are narrow-bodied and round headed. The lice are more common on the sides of the neck, around the flanks and under the jaws, but in heavy infestations may be found all over the animals.



BITING HORSE  
LOUSE

The lice of horses have life cycles similar to those of cattle lice and are also most numerous in the winter and early spring. The same DDT treatments suggested for cattle lice will also control horse lice. Horses cannot be safely dipped or sprayed in the winter months.

## Hog Lice

The hog louse is the largest sucking louse that attacks livestock. It is bluish grey in color, has a broadly flattened body about one-quarter of an inch long and is provided with a strong piercing beak. The life cycle of the hog louse is similar to those of cattle and horse lice, but seems to be about five days longer. Hog lice are most commonly found around the eyes and ears and between the legs although they may be found all over the bodies of heavily infested animals.

Lice are more prevalent on hogs in the winter and early spring, but fall treatments are recommended as the control is simpler. The treatments suggested for cattle lice will also control hog lice. Two treatments spaced at 14 day intervals are necessary for a complete clean-up of hog louse infestations. Sows should be treated before farrowing to prevent infestation of pigs, and boars should be treated before breeding to prevent infestation of sows. Housing and bedding should be treated at the time of the first application on the animals.

