

Article

Novel Chiral Bis-Phosphoramides as Organocatalysts for Tetrachlorosilane-Mediated Reactions

 Sergio Rossi * , Marco Ziliani, Rita Annunziata and Maurizio Benaglia * 

Dipartimento di Chimica, Università Degli Studi di Milano, via Golgi 19, 20133 Milan, Italy; marco.ziliani@studenti.unimi.it (M.Z.); rita.annunziata@unimi.it (R.A.)

* Correspondence: maurizio.benaglia@unimi.it (M.B.); Sergio.rossi@unimi.it (S.R.);

Tel.: +39-02-5031-4171 (M.B.); +39-02-5031-4166 (S.R.); Fax: +39-02-5031-4159 (M.B.); +39-02-5031-4159 (S.R.)

Received: 5 October 2017; Accepted: 5 December 2017; Published: 8 December 2017

Abstract: The formation of novel chiral bidentate phosphoroamides structures able to promote Lewis base-catalyzed Lewis acid-mediated reactions was investigated. Two different classes of phosphoroamides were synthesized: the first class presents a phthalic acid/primary diamine moiety, designed with the aim to perform a self-assembly recognition process through hydrogen bonds; the second one is characterized by the presence of two phosphoroamides as side arms connected to a central pyridine unit, able to chelate SiCl_4 in a 2:1 adduct. These species were tested as organocatalysts in the stereoselective allylation of benzaldehyde and a few other aromatic aldehydes with allyl tributyltin in the presence of SiCl_4 with good results. NMR studies confirm that only pyridine-based phosphoroamides effectively coordinate tetrachlorosilane and may lead to the generation of a self-assembled entity that would act as a promoter of the reaction. Although further work is necessary to clarify and confirm the formation of the hypothesized adduct, the study lays the foundation for the design and the synthesis of chiral supramolecular organocatalysts.

Keywords: phosphoroamides; metal-free catalysis; hypervalent silicon; allylation; self-assembly

1. Introduction

In recent years, chiral phosphoramides have attracted increasing attention due to their ability to promote stereoselective reactions. The most important examples of mono- and bis-phosphoroamides used in stereoselective processes were developed by Denmark [1]. These compounds have found extensive application as catalysts in the so called “Lewis base-catalyzed Lewis acid-mediated reactions” [2] where the combination of chlorosilanes with enantiomerically pure phosphoroamides or phosphinoxides [3] leads to an in situ formation of a new hypervalent (cationic) silicon species with increased acidity at the silicon center that acts as chiral Lewis acid and efficiently promotes highly stereoselective reactions (Figure 1) [4–6].

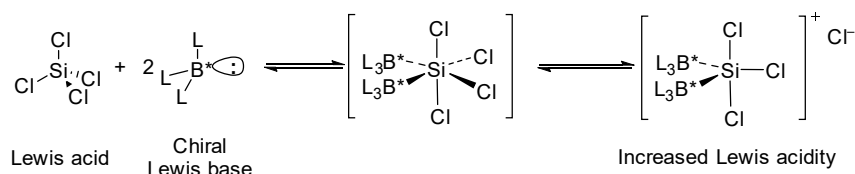


Figure 1. Formation of hypervalent silicon species.

In this process, a weak Lewis acidic species could be activated (converted into a stronger acid) upon binding of a chiral Lewis base that is responsible for the control of the stereochemical outcome of the reaction. C_2 symmetric bis-phosphoroamides have been preferentially used, due to

the possibility of generating a highly defined space around the silicon atom that can better guarantee high stereocontrol. The conformational restriction provided by the linkage, if well optimized, favorably influences the selectivity and the activity of the catalyst [2,7]. Generally, the structure of these bidentate phosphoramides presents two distinct Lewis basic moieties connected through a covalent achiral linker, and their synthesis requires a long and not trivial sequence of synthetic steps. In order to overcome these limitations, a possible solution consists of the synthesis of more easily accessible chiral bis-phosphoramides, where the covalent tether between the two phosphoramide subunits could be replaced with a non-covalent interaction. In this way, a new in situ bidentate supramolecular phosphoramide could be obtained and employed as an organocatalyst in Lewis base-catalyzed Lewis acid-mediated reactions. In this work, we report the design and the synthesis of a small library of new, potentially Self-Assembled Phosphoramides derived Lewis bases (SAPAs) where the covalent linker connecting the two phosphoramide units is replaced by a reversible linker, generated with non-covalent interactions by hydrogen bonding (Figure 2).

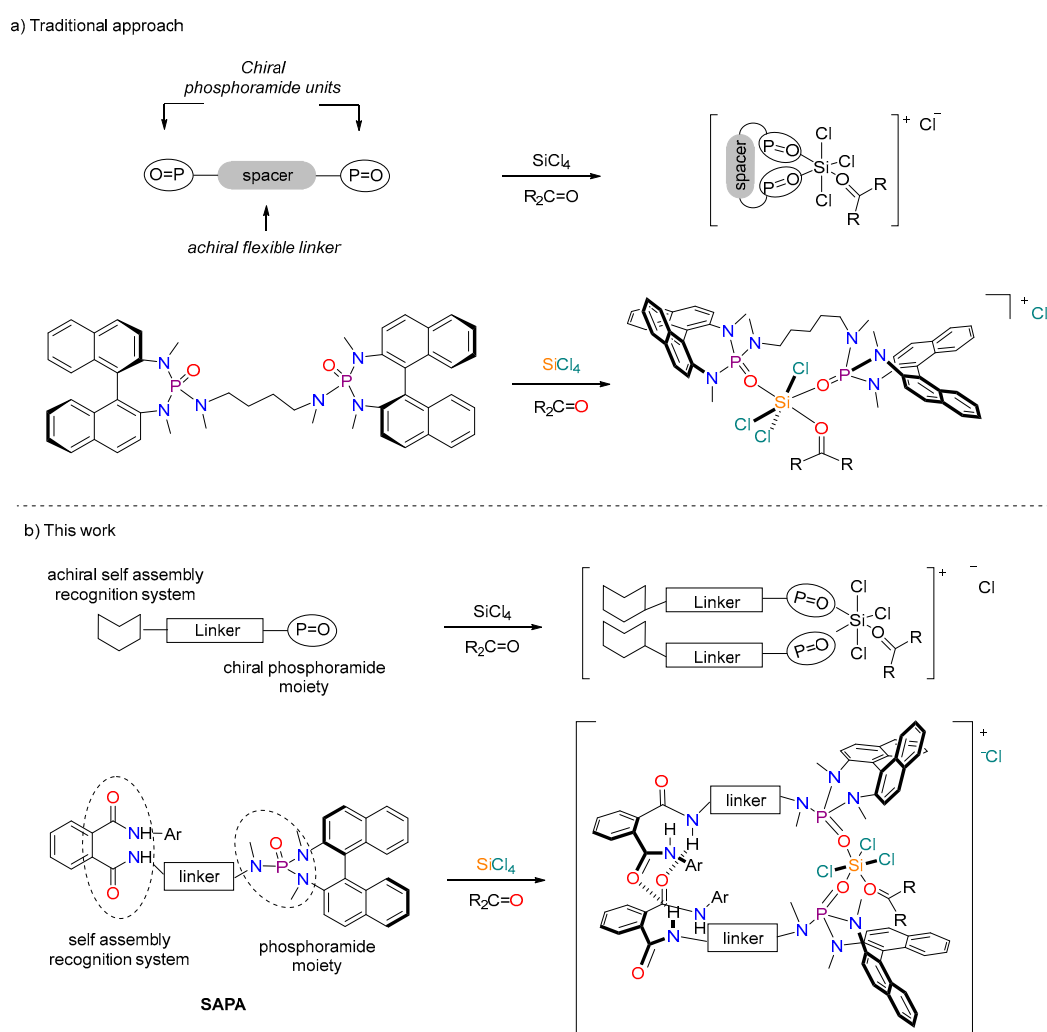


Figure 2. (a) Traditional approach for the activation of SiCl_4 using bis-phosphoramides; (b) Design and the synthesis of SAPAs Lewis bases.

There are several strategies to form bidentate ligands by self-assembly recognition of monodentate ligands [8], but the self-assembly between two *homo*-monodentate ligands through non-covalent complementary interactions (one component assembly) represents the easier one since only *homo*-complexes can be formed. The first example describing the selective and reversible assembly

of a metal-coordinated two equal monodentate ligands was reported by Breit and Seiche in 2003 [9,10]. The known property of tautomeric pair 2-pyridone/2-hydroxypyridine to dimerize through hydrogen bonds in aprotic solvents was exploited in the regioselective hydroformylation of terminal alkenes to linear aldehydes. Following this strategy, Reek reported the use of *MetamorPhos* as an adaptive supramolecular ligand for asymmetric hydrogenation [11]. In 2005, Love [12] described the ability of urea-phosphine ligands to form well-defined chelates at palladium and rhodium in the presence of a chloride ion, and few years later, van Leeuwen and Reek [13,14] reported a systematic study of urea-functionalized phosphorous ligands (*UREAphos*) and palladium complexes that self-associate by hydrogen bond formation. In 2006, Ding and co-workers reported the application of a new class of phosphoramidite ligands for rhodium to promote the enantioselective hydrogenation of several α,β -unsaturated esters [15], and two years later, Breit developed the use of *meta*-carboxypeptidyl-substituted triarylphosphines and phosphites to construct *PhanePhos*-like structures by means of an inter-ligand helical hydrogen-bonding network [16]. More recently, Gennari reported two novel classes of chiral monodentate phosphite ligands, named *PhthalaPhos* [17,18] and *BenzaPhos* [19], which contain, respectively, a phthalic acid primary diamine moiety and a benzamide moiety (that presents both donor and acceptor hydrogen-bonding properties) connected to a chiral 1,1'-binaphthol-derived phosphite moiety, responsible for the coordination of the supramolecular ligand to the metal center. These ligands were satisfactorily employed in the rhodium-catalyzed hydrogenation of acetamidoacrilates and acetamides.

Supramolecular constructs for the synthesis of ligands are well documented in transition-metal-based catalysis [8,20–27] but only a few examples have been reported in an organocatalytic approach [28].

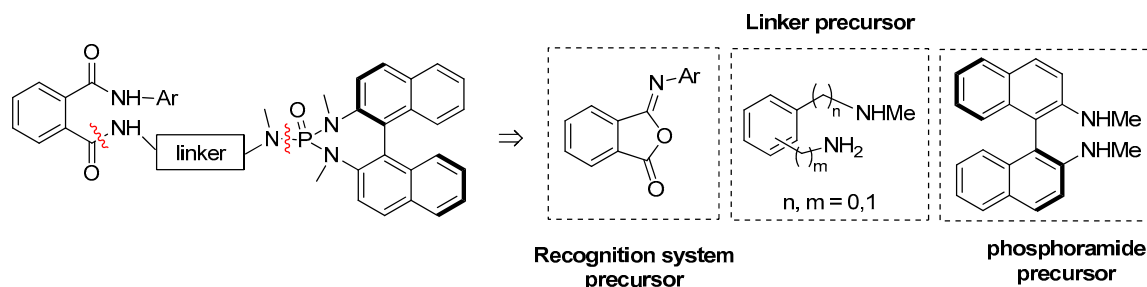
For this reason, we decided to investigate the possibility of employing supramolecular bisphosphoramidate adducts in organocatalysis. In our hypothesis, the role of the metal as a coordinating center for the bidentate ligand could be replaced by the presence of a silicon atom, in its hypervalent state (Figure 2).

2. Results and Discussion

Following this approach, we developed a strategy for the synthesis of a simple, low-weight and relatively inexpensive phosphoramidate-based catalyst, where the covalent tether was replaced by non-covalent interactions, as H-bonds. The structure of the catalyst can be subdivided into three different parts: a phosphorous-based catalytic center, responsible for the interaction with the silicon atom; a self-recognition moiety, responsible of the aggregation of two catalyst units, and a linker to distance these units, avoiding interferences between coordination and recognition processes.

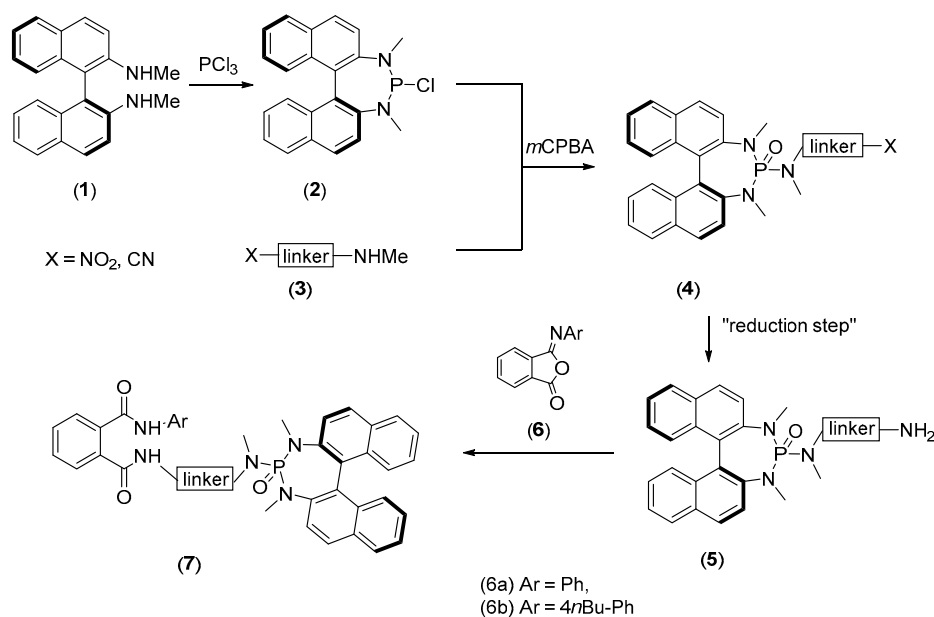
Inspired by previously reported examples, we decided to start our investigation by employing the phthalic acid primary diamide moiety as a recognition system [17–19]. Binaphthyl diamine-derived phosphoramidate was selected as the catalytic center, since this type of structure has proven to be an efficient organocatalyst in many type of reactions involving the generation of hypervalent trichlorosilyl species [1,2]. As the Lewis base and the self-assembly recognition system are fixed, the subsequent step consisted of the evaluation of the correct linker between these two functionalities. Based on literature [29,30] and previous experiences in our group, the phosphorous atom needs to be connected to three nitrogen atoms bearing an alkyl substituent to generate stable compounds. For these reasons, different *N*-methylsubstituted anilines were selected as target linkers (Scheme 1).

The synthesis of the optimal linker necessary to connect the two subunits responsible for the recognition process and the catalytic process requires particular attention. The geometry of the linkers is extremely important because their conformational restriction influences the orientation of the two subunits as well as the selectivity and reactivity of the final self-assembled catalyst. Since the linker bears two amino-functionalities with similar reactivity, the primary amino group (employed for the connection of the recognition system), was generated through the reduction of nitro or nitrile groups.



Scheme 1. Retrosynthetic approach for the synthesis of SAPA derivatives.

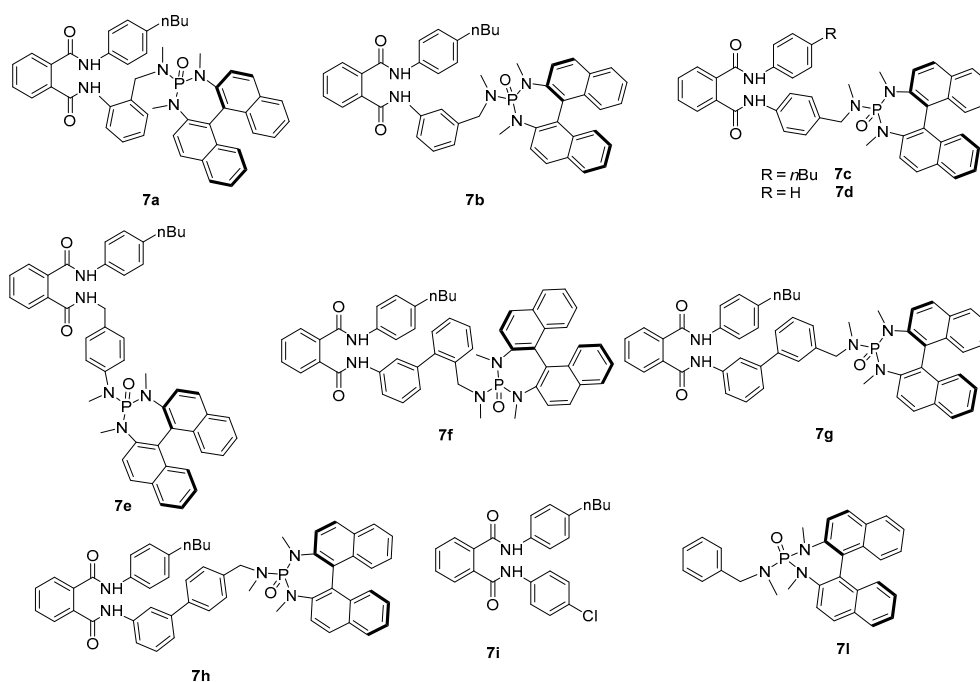
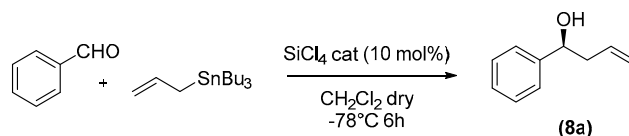
The final ligand could be then synthesized starting from the three general precursors reported in Scheme 2. First, chloro-diamino-phosphine (**2**) generated in situ by the reaction of (*S*)-*N,N'*-dimethyl-[1,1'-binaphthalene]-2,2'-diamine (**1**) with PCl_3 [31] was treated with aryl methylamines (**3**) to synthesize phosphoroamides (**4**). At this point, the nitro- or the cyano-group was reduced to amine, forming compounds (**5**), which were converted in the desired ligands (**6**) by reaction with phthalic anhydrides. A small collection of SAPAs derivatives was then synthesized with good yields. These compounds have been reported in Scheme 3 (see supporting information for further details).



Scheme 2. General synthesis of SAPAs derivatives.

SAPAs **7a–d** derive from *ortho*- *meta*- and *para*-substituted ((methylamino)methyl) anilines, while compound **7e** features 4-(aminomethyl)-*N*-methylaniline as a linker. In compounds **7f–h** the recognition part is separated from the phosphoroamide unit by the presence of a substituted biphenyl moiety. Furthermore, for control experiments, compound **7h** (no possibility of self-assembly interaction) and compound **7i** (no catalytic active site) were synthesized.

All the new ligands were employed as organocatalysts in the enantioselective allylation of benzaldehyde with allyl tributyltin in the presence of SiCl_4 (Table 1). One equivalent of benzaldehyde was reacted with 1.2 equivalents of allyl tributyltin in the presence of 2 equivalents of SiCl_4 in dry DCM, using 10 mol % of the monodentate catalyst under a nitrogen atmosphere [32]. Results are shown in Table 1.

**Table 1.** Enantioselective allylation of benzaldehyde.

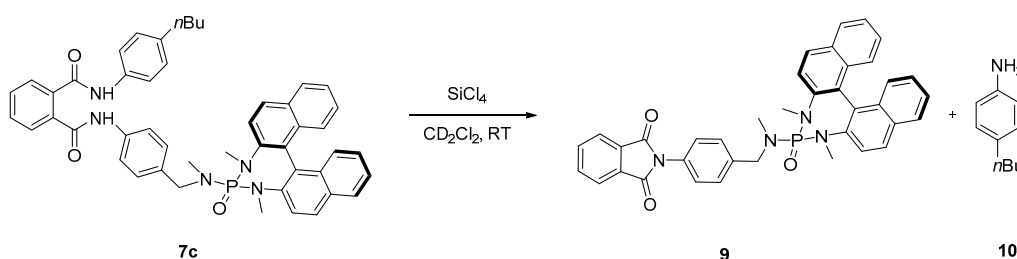
Entry	Catalyst	Conc (M)	Yield (%)	ee (%) ¹
1	7i	0.5	/	/
2	7a	0.5	83	13 (S)
3	7b	0.5	58	60 (S)
4	7c	0.5	73	70 (S)
5	7c	0.05	28	73 (S)
6	7d	0.5	78	68 (S)
7	7e	0.5	90	Rac
8	7f	0.5	45	44 (S)
9	7g	0.5	80	34 (S)
10	7h	0.5	79	60 (S)
11	7l	0.5	98	65 (S)

¹ determined by HPLC in chiral stationary phase.

As expected, the phosphoramidate unit is necessary to promote the reaction (entry 1). Phosphoramidate (**7c**) was able to catalyze the reaction with the formation of the product in 73% yield and 70% enantiomeric excess. High dilution conditions were detrimental in terms of yield but did not influence the stereochemical outcome of the reaction (entry 5). The butyl chain had no influence on the reactivity or on the stereoselection (entry 6). Catalyst (**7b**) led to the formation of allyl alcohol (**8a**) with lower yield than the catalyst (**7a**), but with better enantioselectivity (entry 2 vs. entry 3). Catalyst (**7e**) was extremely reactive but did not exert any type of stereocontrol on the process (entry 7). Catalysts (**7g**) and (**7f**) presented a good chemical efficiency but led to the formation of the product with modest stereoselection (entries 8 and 9). By using catalyst **7l**, unable to be involved in a self-assembly recognition process, it was possible to observe the formation of the desired product with good yield and stereoselectivity.

On the basis of these results, and in order to understand if a real self-assembly recognition process took place, we performed ^1H -, ^{31}P - and ^{29}Si -NMR analysis on the catalysts in the presence and absence of SiCl_4 . We first studied the dependence of the NH chemical shifts on the concentration of the ligand **7c** in the 0.45–30 mM range; we determined that the self-aggregation of ligand **7c** due to H-bonding became not significant at 3.75 mM concentration. Thus, the NMR experiments on ligands **7** and SiCl_4 were conducted at 3.75 mM in CD_2Cl_2 .

Different ratios of (SiCl_4) :(phosphoroamide ligand **7c**) were investigated at $-50\text{ }^\circ\text{C}$ by NMR. Unfortunately, no chemical shift variation was observed in the ^{31}P spectra of the chiral ligand after the addition of SiCl_4 . ^{29}Si spectra showed two signals only: -19 ppm, due to free SiCl_4 and one at -46 ppm, corresponding to a tetravalent silicon atom bounded with oxygen atoms. No signals were observed in the range from -200 to -210 ppm, expected for hexacoordinated silicon species [2,33,34]. Moreover, raising the temperature from $-50\text{ }^\circ\text{C}$ to RT, it was possible to observe a partial degradation of the ligand **7c** corresponding to the elimination of 4-*n*Bu-aniline **10** with consequent formation of a phthalimide derivative **9**. This could be explained by the coordination of SiCl_4 to the amide functionality that becomes sensitive to the nucleophilic attack from a nitrogen atom (Scheme 4).

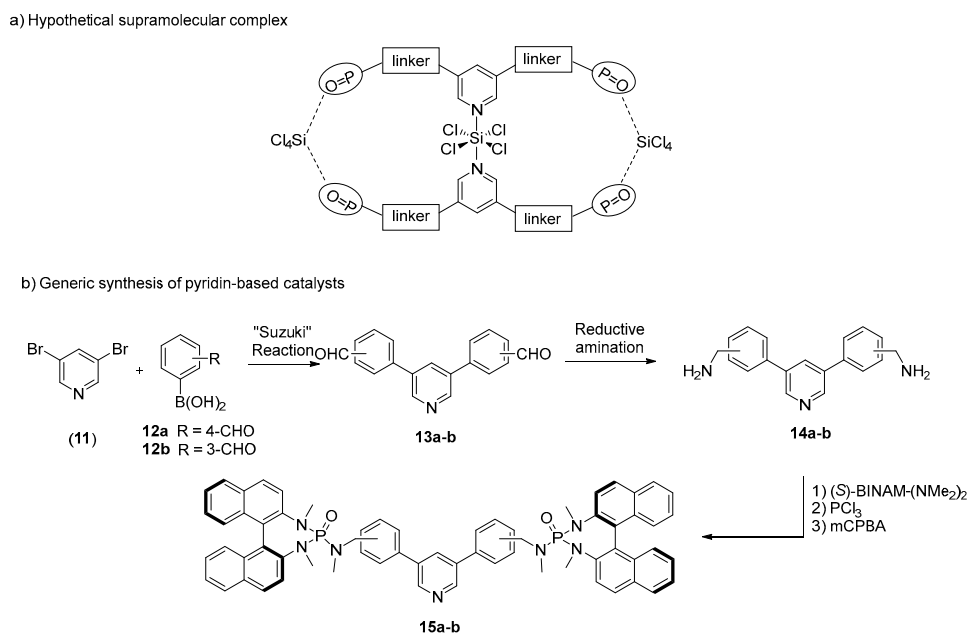


Scheme 4. Degradation of chiral ligand **7c**.

Since these results clearly indicated that no supramolecular structure was formed and that the catalytic activity was formally expressed by a single monomeric ligand, we started to investigate different recognition systems. Since the use of metal as an aggregation center is not compatible with LB-catalyzed LA-mediated reactions, we focused our attention on the use of SiCl_4 itself as an aggregating agent for the formation of the supramolecular structure.

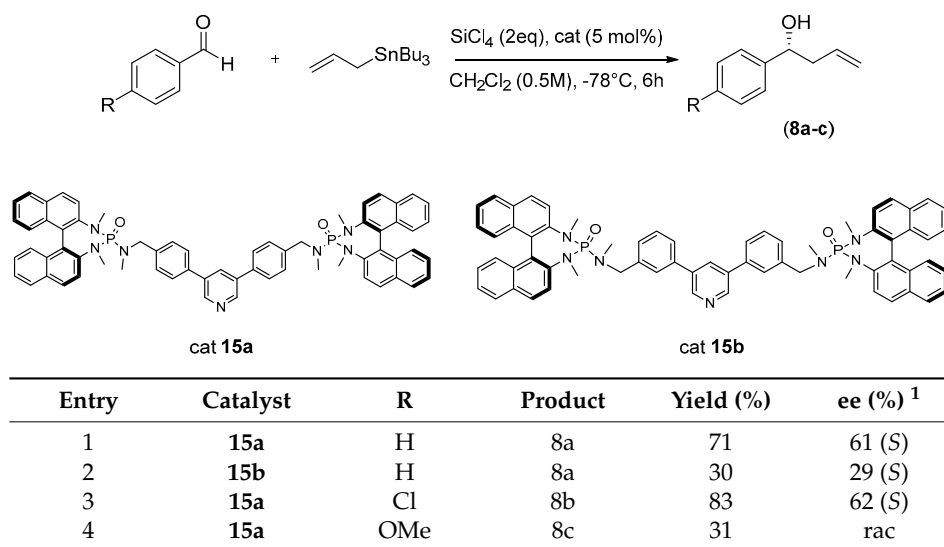
It is known that SiX_4 compounds can generate hexacoordinated complexes in the presence of 1,1-phenanthroline, 2,2'-bipyridine and pyridines [35–42]. Among them, only pyridines are able to generate *trans*-complexes with a 2:1 pyridine:Si ratio; therefore, we decided to synthesize a recognition system (Scheme 5a). The capability of SiCl_4 to form a $\text{Py}_2\text{:SiCl}_4$ adduct was also confirmed by our preliminary ^{29}Si -NMR experiments, where one single signal was observed at -178 ppm at 210 K in CD_2Cl_2 (compatible with the bis-*N*-coordinated $\text{Si}(\text{Halogen})_4$ species).

New catalysts were then designed and synthesized in three steps only according to the general procedure reported in Scheme 5b. The synthesis involved a Suzuki coupling between 3,5-dibromopyridine (**11**) and carboxyphenylboronic acid **12**, leading to the formation of compound **12**. This compound was then subjected to reductive amination, yielding diamine (**14**), which, upon treatment with (*S*)-1,1'-Binaphthyl-2,2'-diamine **1**, allowed us to obtain C_2 chiral ligands **15** with good yields. With this protocol, two new catalysts were synthesized (**15a,b**), in 52% and 56% yield respectively, and they were investigated as organocatalysts in the enantioselective allyltributyltin addition to aromatic aldehydes promoted by SiCl_4 (Table 2).



Scheme 5. (a) Hypothetical supramolecular complex; (b) Synthesis of compounds **15a-b**.

Table 2. Enantioselective allylation of aldehydes.



¹ determined by HPLC on chiral stationary phase.

Catalyst **15a** allowed us to obtain the desired product **8a** in 71% yield and 61% ee, while catalyst **15b** generated allylic alcohol in lower yield and poor enantiomeric excess, indicating that the *meta* substitution resulted in an unfavorable conformation adopted by the ligand when coordinated with tetrachlorosilane. Product **8b** derived from *p*-chlorobenzaldehyde was obtained in 83% yield and a comparable level of enantioselection, but when electron-donating substituents were present (entry 4), the yield and the stereoselection decreased considerably.

Although further work is necessary to clarify and to confirm the formation of the hypothesized self-assembled adduct, these preliminary results are encouraging and lay the foundation for the study of chiral supramolecular organocatalysts as efficient promoters of stereoselective reactions.

3. Materials and Methods

^1H -NMR, ^{13}C -NMR and ^{29}Si -NMR spectra were recorded with instruments at 300 MHz (Bruker F300, Billerica, MA, USA) or 500 MHz (Bruker ADVANCE 500 or 600). Proton chemical shifts are reported in ppm (δ) with the solvent reference relative to tetramethylsilane (TMS) employed as the internal standard ($\text{CDCl}_3 = \delta$ 7.26 ppm). ^{13}C -NMR spectra were recorded operating at 75 MHz, 125 MHz or 192.5 MHz, with complete proton decoupling. Carbon chemical shifts are reported in ppm (δ) relative to TMS with the respective solvent resonance as the internal standard (CDCl_3 , $\delta = 77.0$ ppm). ^{29}Si -NMR spectra were recorded operating at 99 MHz; chemical shifts are reported in ppm (δ) relative to TMS. ^{31}P spectra were recorded at 121.4 or 202.4 MHz and were referenced to phosphoric acid (H_3PO_4) at 0.0 ppm. HPLC analysis was performed on an Agilent Instrument Series 1100 or 1200 series on chiral stationary phase. Purification of the products was performed by column chromatography on silica gel (230–400 mesh ASTM, Merck, Kenilworth, NJ, USA). All the solvents used are commercially available ($\geq 99\%$, chromatographic grade, purchased from Sigma Aldrich, St. Louis, MO, USA) and stored under nitrogen over molecular sieves (bottles with crown caps). Reactions were monitored by analytical thin-layer chromatography (TLC) using silica gel 60 F₂₅₄ pre-coated glass plates and visualized using UV light.

3.1. General Procedure for the Synthesis of Nitro-Phosphoroamides (4)

N,N'-Dimethyl-1,1'-binaphthyl-2,2'-diamine (1) (1 eq., 3.20 mmol, 1.0 g) and Et_3N (3 eq., 9.6 mmol, 1.33 mL) were dissolved in dry THF (32 mL). The homogeneous mixture was cooled to 0 °C then PCl_3 (3 eq., 9.60 mmol, 0.84 mL) was added dropwise via a syringe whereupon a colorless precipitate formed immediately. The reaction mixture was stirred at 0 °C for 1.5 h and was then allowed to warm to room temperature and stirred for another 3 h. The volatiles were removed under high vacuum (room temperature, 0.5 mmHg) and Et_2O (30.0 mL) was added via syringe, then the mixture was stirred for 5 min. Subsequently, the supernatant was canula-filtered into another round bottom flask. The remaining precipitate in the reaction flask was washed again with Et_2O (30 mL) and filtered (twice). The volatiles were removed under high vacuum (room temperature, 0.5 mmHg) to yield a light yellow solid. The solid was then dried for 12 h at reduced pressure (room temperature, 0.5 mmHg) to yield a white solid foam (2). Dry CH_2Cl_2 (40 mL) was added via syringe and the mixture was cooled to 0 °C. To this solution, a mixture of Et_3N (2 eq., 6.40 mmol, 0.98 mL) and the desired methylamine (3) (1.2 eq., 3.84 mmol) dissolved in dry CH_2Cl_2 (4 mL) were added. The reaction mixture was allowed to warm to room temperature and stirred for 20 h. A solution of mCPBA (70%) (1.5 eq., 4.80 mmol, 1.18 g) dissolved in 2 mL of THF was then added and the mixture was stirred for 20 h. After quenching with 15 mL of NH_4Cl saturated aqueous solution, the phases were separated and the aqueous layer was washed with CH_2Cl_2 (10 mL). The combined organic extracts were washed with brine, dried over Na_2SO_4 , filtered and concentrated by rotary evaporation. The crude residue was purified by silica gel flash chromatography using ethyl acetate (100%) as an eluent to yield phosphoroamides with different yields.

3.2. General Procedure for the Synthesis of SAPAs Catalyst (7)

The desired phosphoroamide (5) (1 eq., 0.1 mmol) and the desired phthalisoimide (6) (3 eq., 0.3 mmol) were dissolved in dry THF (2 mL). The homogeneous mixture was stirred at RT for 48 h, then quenched with 5.0 mL of HCl 5%. The phases, diluted with ethyl acetate were separated and the obtained aqueous layer was washed with ethyl acetate (5.0 mL). The combined organic extracts were washed with brine, dried over Na_2SO_4 , filtered and the filtrate was concentrated by rotary evaporation. The residue was purified by silica gel flash chromatography using different mixtures furnishing the desired product.

3.3. General Procedure for Allylation of Benzaldehyde

Phosphoramidate catalyst (0.1 eq. or 0.05 eq.) was dissolved in CH_2Cl_2 (1.5 mL) under N_2 . Allyltributyltin (1.2 eq., 0.54 mmol, 169 μL) was added to this solution and the resulting mixture was cooled to $-78\text{ }^\circ\text{C}$ (bath temperature). Then, freshly distilled SiCl_4 (2 eq., 0.9 mmol, 104 μL) was added followed by the aldehyde (1 eq., 0.45 mmol). The resulting mixture was stirred at $-78\text{ }^\circ\text{C}$ (bath temperature) for 6 h whereupon the cold reaction mixture was rapidly poured into a stirring solution of 1/1 sat. aq. $\text{KF}/1.0\text{ M KH}_2\text{PO}_4$ (5 mL). This biphasic mixture was stirred vigorously for 12 h, then, diluted with CH_2Cl_2 (10 mL); the layers were separated and the aqueous one was washed with CH_2Cl_2 ($3 \times 10\text{ mL}$). The combined organic extracts were dried over Na_2SO_4 , filtered and the filtrate was concentrated by rotary evaporation under vacuum. The residue was purified by silica gel flash chromatography using hexane/ethyl acetate (9:1, *v/v*) as an eluent with a plug of solid anhydrous KF (15 mm) on the top of the column. The product-containing fractions were combined, and the solvent was removed by rotary evaporation under vacuum to yield the desired allylic alcohol.

4. Conclusions

In conclusion, in this work, we investigated the synthesis of new chiral bidentate phosphoroamides as promoters of Lewis base-catalyzed Lewis acid mediated reactions. A library of different mono- and bis-phosphoramides was synthesized in good yields. These molecules were characterized by the presence of three different designed subunits (a recognition moiety, a linker and a catalytic center) in order to favor a recognition process through reversible interactions for the synthesis of a new bisphosphoroamides adduct. While the use of a phthalic acid primary diamine moiety for a self-assembly recognition process through hydrogen bonds in the presence of SiCl_4 was unsuccessful, the use of pyridine as a chelating unit in combination with tetrachlorosilane gave promising results.

These species were tested as organocatalysts in the Lewis base-catalyzed Lewis acid-mediated addition of allyl tributyltin to benzaldehyde and other aromatic aldehydes, generating homoallylic alcohol with good yields and enantioselectivities. Further investigations to study the self-assembly recognition processes as well as the use of these chiral ligands in other silicon-based transformations are under investigation in our laboratories and will be reported in due course.

Supplementary Materials: Supplementary Materials are available online.

Acknowledgments: S.R. and M.B. thank L. Pignataro for valuable discussions.

Author Contributions: S.R. and M.Z. performed the synthetic works, R.A. performed the NMR studies. M.B. and S.R. designed the experiments of the project and supervised all studies reported in the manuscript.

Conflicts of Interest: The authors declare no conflict of interest.

References

1. Denmark, S.E.; Beutner, G.L. Lewis base catalysis in organic synthesis. *Angew. Chem. Int. Ed.* **2008**, *47*, 1560–1638. [[CrossRef](#)] [[PubMed](#)]
2. Rossi, S.; Denmark, S.E. Chapter 21: Lewis base-catalyzed, Lewis acid-mediated reactions ($n \rightarrow \sigma^*$). In *Lewis Base Catalysis in Organic Synthesis*; Vedejs, E., Denmark, S.E., Eds.; Wiley-VCH Verlag GmbH & Co.: Weinheim, Germany, 2016; Volume 2, pp. 1039–1076.
3. Benaglia, M.; Rossi, S. Chiral phosphine oxides in present-day organocatalysis. *Org. Biomol. Chem.* **2010**, *8*, 3824–3830. [[CrossRef](#)] [[PubMed](#)]
4. Benaglia, M.; Guizzetti, S.; Pignataro, L. Stereoselective reactions involving hypervalent silicate complexes. *Coord. Chem. Rev.* **2008**, *252*, 492–512. [[CrossRef](#)]
5. Benaglia, M.; Guizzetti, S.; Rossi, S. Silicate-mediated stereoselective reactions catalyzed by chiral Lewis bases. In *Catalytic Methods in Asymmetric Synthesis*; John Wiley & Sons, Inc.: Hoboken, NJ, USA, 2011; pp. 579–624.
6. Rossi, S.; Benaglia, M.; Genoni, A. Organic reactions mediated by tetrachlorosilane. *Tetrahedron* **2014**, *70*, 2065–2080. [[CrossRef](#)]

7. Denmark, S.E.; Fu, J.; Lawler, M.J. Chiral phosphoramidate-catalyzed enantioselective addition of allylic trichlorosilanes to aldehydes. Preparative studies with bidentate phosphorus-based amides. *J. Org. Chem.* **2006**, *71*, 1523–1536. [[CrossRef](#)] [[PubMed](#)]
8. Breit, B. Supramolecular approaches to generate libraries of chelating bidentate ligands for homogeneous catalysis. *Angew. Chem. Int. Ed.* **2005**, *44*, 6816–6825. [[CrossRef](#)] [[PubMed](#)]
9. Breit, B.; Seiche, W. Hydrogen bonding as a construction element for bidentate donor ligands in homogeneous catalysis: Regioselective hydroformylation of terminal alkenes. *J. Am. Chem. Soc.* **2003**, *125*, 6608–6609. [[CrossRef](#)] [[PubMed](#)]
10. Seiche, W.; Schuschkowski, A.; Breit, B. Bidentate Ligands by Self-Assembly through Hydrogen Bonding: A General Room Temperature/Ambient Pressure Regioselective Hydroformylation of Terminal Alkenes. *Adv. Synth. Catal.* **2005**, *347*, 1488–1494. [[CrossRef](#)]
11. Patureau, F.W.; Kuil, M.; Sandee, A.J.; Reek, J.N. METAMORPhos: Adaptive supramolecular ligands and their mechanistic consequences for asymmetric hydrogenation. *Angew. Chem. Int. Ed.* **2008**, *47*, 3180–3183. [[CrossRef](#)] [[PubMed](#)]
12. Duckmanton, P.A.; Blake, A.J.; Love, J.B. Palladium and rhodium ureaphosphine complexes: Exploring structural and catalytic consequences of anion binding. *Inorg. Chem.* **2005**, *44*, 7708–7710. [[CrossRef](#)] [[PubMed](#)]
13. Knight, L.K.; Freixa, Z.; van Leeuwen, P.W.N.M.; Reek, J.N.H. Supramoleculartrans-Coordinating Phosphine Ligands. *Organometallics* **2006**, *25*, 954–960. [[CrossRef](#)]
14. Sandee, A.J.; van der Burg, A.M.; Reek, J.N. UREAphos: Supramolecular bidentate ligands for asymmetric hydrogenation. *Chem. Commun.* **2007**, 864–866. [[CrossRef](#)] [[PubMed](#)]
15. Liu, Y.; Sandoval, C.A.; Yamaguchi, Y.; Zhang, X.; Wang, Z.; Kato, K.; Ding, K. Hydrogen bonding makes a difference in the rhodium-catalyzed enantioselective hydrogenation using monodentate phosphoramidites. *J. Am. Chem. Soc.* **2006**, *128*, 14212–14213. [[CrossRef](#)] [[PubMed](#)]
16. Laungani, A.C.; Breit, B. Supramolecular PhanePhos-analogous ligands through hydrogen-bonding for asymmetric hydrogenation. *Chem. Commun.* **2008**, 844–846. [[CrossRef](#)] [[PubMed](#)]
17. Pignataro, L.; Carboni, S.; Civera, M.; Colombo, R.; Piarulli, U.; Gennari, C. PhthalaPhos: Chiral supramolecular ligands for enantioselective rhodium-catalyzed hydrogenation reactions. *Angew. Chem. Int. Ed.* **2010**, *49*, 6633–6637. [[CrossRef](#)] [[PubMed](#)]
18. Pignataro, L.; Boghi, M.; Civera, M.; Carboni, S.; Piarulli, U.; Gennari, C. Rhodium-catalyzed asymmetric hydrogenation of olefins with PhthalaPhos, a new class of chiral supramolecular ligands. *Chemistry* **2012**, *18*, 1383–1400. [[CrossRef](#)] [[PubMed](#)]
19. Pignataro, L.; Bovio, C.; Civera, M.; Piarulli, U.; Gennari, C. A library approach to the development of BenzaPhos: Highly efficient chiral supramolecular ligands for asymmetric hydrogenation. *Chemistry* **2012**, *18*, 10368–10381. [[CrossRef](#)] [[PubMed](#)]
20. Wilkinson, M.J.; van Leeuwen, P.W.; Reek, J.N. New directions in supramolecular transition metal catalysis. *Org. Biomol. Chem.* **2005**, *3*, 2371–2383. [[CrossRef](#)] [[PubMed](#)]
21. Sandee, A.J.; Reek, J.N. Bidentate ligands by supramolecular chemistry—The future for catalysis? *Dalton Trans.* **2006**, *28*, 28–3385. [[CrossRef](#)] [[PubMed](#)]
22. Goudriaan, P.E.; van Leeuwen, P.W.N.M.; Birkholz, M.N.; Reek, J.N.H. Libraries of Bidentate Phosphorus Ligands; Synthesis Strategies and Application in Catalysis. *Eur. J. Inorg. Chem.* **2008**. [[CrossRef](#)]
23. Reetz, M.T. Combinatorial transition-metal catalysis: Mixing monodentate ligands to control enantio-, diastereo-, and regioselectivity. *Angew. Chem. Int. Ed.* **2008**, *47*, 2556–2588. [[CrossRef](#)] [[PubMed](#)]
24. Carboni, S.; Gennari, C.; Pignataro, L.; Piarulli, U. Supramolecular ligand-ligand and ligand-substrate interactions for highly selective transition metal catalysis. *Dalton Trans.* **2011**, *40*, 4355–4373. [[CrossRef](#)] [[PubMed](#)]
25. Raynal, M.; Ballester, P.; Vidal-Ferran, A.; van Leeuwen, P.W. Supramolecular catalysis. Part 1: Non-covalent interactions as a tool for building and modifying homogeneous catalysts. *Chem. Soc. Rev.* **2014**, *43*, 1660–1733. [[CrossRef](#)] [[PubMed](#)]
26. Ohmatsu, K.; Ooi, T. Design of supramolecular chiral ligands for asymmetric metal catalysis. *Tetrahedron Lett.* **2015**, *56*, 2043–2048. [[CrossRef](#)]
27. Vaquero, M.; Rovira, L.; Vidal-Ferran, A. Supramolecularly fine-regulated enantioselective catalysts. *Chem. Commun.* **2016**, *52*, 11038–11051. [[CrossRef](#)] [[PubMed](#)]

28. Anebousevly, K.; Shruthi, K.S.; Ramachary, D.B. Asymmetric Supramolecular Organocatalysis: A Complementary Upgrade to Organocatalysis. *Eur. J. Org. Chem.* **2017**. [[CrossRef](#)]
29. Denmark, S.E.; Wilson, T. Construction of Quaternary Stereogenic Carbon Centers by the Lewis Base Catalyzed Conjugate Addition of Silyl Ketene Imines to α,β -Unsaturated Aldehydes and Ketones. *Synlett* **2010**, *11*, 1723–1728. [[CrossRef](#)]
30. Denmark, S.E.; Barsanti, P.A.; Beutner, G.L.; Wilson, T.W. Enantioselective Ring Opening of Epoxides with Silicon Tetrachloride in the Presence of a Chiral Lewis Base: Mechanism Studies. *Adv. Synth. Catal.* **2007**, *349*, 567–582. [[CrossRef](#)]
31. Denmark, S.E.; Rossi, S.; Webster, M.P.; Wang, H. Catalytic, enantioselective sulfenylation of ketone-derived enoxysilanes. *J. Am. Chem. Soc.* **2014**, *136*, 13016–13028. [[CrossRef](#)] [[PubMed](#)]
32. Denmark, S.E.; Wynn, T. Lewis Base Activation of Lewis Acids: Catalytic Enantioselective Allylation and Propargylation of Aldehydes. *J. Am. Chem. Soc.* **2001**, *123*, 6199–6200. [[CrossRef](#)] [[PubMed](#)]
33. Denmark, S.E.; Eklov, B.M. Neutral and cationic phosphoramidate adducts of silicon tetrachloride: Synthesis and characterization of their solution and solid-state structures. *Chemistry* **2008**, *14*, 234–239. [[CrossRef](#)] [[PubMed](#)]
34. Denmark, S.E.; Beutner, G.L.; Wynn, T.; Eastgate, M.D. Lewis base activation of Lewis acids: Catalytic, enantioselective addition of silyl ketene acetals to aldehydes. *J. Am. Chem. Soc.* **2005**, *127*, 3774–3789. [[CrossRef](#)] [[PubMed](#)]
35. Fester, G.W.; Eckstein, J.; Gerlach, D.; Wagler, J.; Brendler, E.; Kroke, E. Reactions of hydridochlorosilanes with 2,2'-bipyridine and 1,10-phenanthroline: Complexation versus dismutation and metal-catalyst-free 1,4-hydrosilylation. *Inorg. Chem.* **2010**, *49*, 2667–2673. [[CrossRef](#)] [[PubMed](#)]
36. Fleischer, H.; Hensen, K.; Stumpf, T. The First SiH_2^{2+} Complex, Dihydridotetrakis(3-picoline)silicon Dichloride–Tetrakis(chloroform), $[\text{H}_2\text{Si}(\text{3pic})_4]\text{Cl}_2 \cdot 4 \text{CHCl}_3$: Formation, Chemical Equilibria, and Structural Investigation by NMR Spectroscopy and Single-Crystal X-ray Diffraction. *Eur. J. Inorg. Chem.* **1996**, *129*, 765–771. [[CrossRef](#)]
37. Bain, V.A.; Killean, R.C.G.; Webster, M. The crystal and molecular structure of tetrafluorobispyridinesilicon(IV). *Acta Crystallogr. B* **1969**, *25*, 156–159. [[CrossRef](#)]
38. Reynolds, J.E. LXV.—Silicon researches. Part XII. The action of silicochloroform on potassium pyrrole. *J. Chem. Soc. Trans.* **1909**, *95*, 508–512. [[CrossRef](#)]
39. Harden, A. IV.—On the action of silicon tetrachloride on the aromatic amido-compounds. *J. Chem. Soc. Trans.* **1887**, *51*, 40–47. [[CrossRef](#)]
40. Beattie, I.R.; Leigh, G.J. The interaction of certain chloro compounds of the elements of group IV with tertiary amines. *J. Inorg. Nucl. Chem.* **1961**, *23*, 55–62. [[CrossRef](#)]
41. Piper, T.S.; Rochow, E.G. Addition Compounds of Silicon Tetrahalides. *J. Am. Chem. Soc.* **1954**, *76*, 4318–4320. [[CrossRef](#)]
42. Feshin, V.P.; Feshina, E.V.; Zhizhina, L.I. ab initio calculations of complexes of group IVA tetrachlorides: I. Dynamics of complex formation of SiCl_4 with pyridine. *Russ. J. Gen. Chem.* **2006**, *76*, 1571–1575. [[CrossRef](#)]

Sample Availability: Samples of the compounds are available from the authors.



© 2017 by the authors. Licensee MDPI, Basel, Switzerland. This article is an open access article distributed under the terms and conditions of the Creative Commons Attribution (CC BY) license (<http://creativecommons.org/licenses/by/4.0/>).