



Cite this: DOI: 10.1039/c6nj02199a

Novel yttrium and zirconium catalysts featuring reduced Ar-BIANH₂ ligands for olefin hydroamination (Ar-BIANH₂ = bis-arylaminoacenaphthylene)†

Alessandro Cimino,^a Filippo Moscatelli,^a Francesco Ferretti,^a Fabio Ragaini,^{*a} Stéphane Germain,^b Jérôme Hannedouche,^b Emmanuelle Schulz,^{*b} Lapo Luconi,^c Andrea Rossin^c and Giuliano Giambastiani^{*Cd}

The novel class of bis-arylaminoacenaphthylenes (Ar-BIANH₂) was employed for the preparation of zirconium and yttrium complexes to be used as catalysts for cyclohydroamination of a number of primary and secondary aminoalkenes. The complex [(2,6-*i*Pr₂C₆H₃-BIAN)Zr(NMe₂)₂(η¹-NHMe₂)] was isolated and completely characterized, including X-ray diffraction analysis. Despite its easy and almost quantitative isolation, it showed only moderate catalytic performance in the intramolecular hydroamination, irrespective of the cyclization precursor used. On the other hand, *in situ* generated Y^{III} complexes obtained using the same class of ligands were found to be very active, leading to the hydroamination of substrates including those normally reluctant in undergoing cyclization such as those featuring an internal non-activated C=C double bond. Electron donating substituents and especially steric hindrance on the ligand improve the performance of the catalysts, allowing us to decrease the catalyst loading to 1 mol% in the latter case.

Received (in Montpellier, France)
14th July 2016,
Accepted 21st October 2016

DOI: 10.1039/c6nj02199a

www.rsc.org/njc

Introduction

Direct addition of amines to non-activated carbon-carbon double bonds, the so-called olefin hydroamination, is one of the most straightforward atom-economical processes for the synthesis of valuable nitrogen-containing compounds from relatively low-cost and ubiquitous starting materials.¹ Over the years, time and efforts have led to the development of a plethora of metal and metal-free catalysts to promote this highly desirable transformation inter- and intramolecularly. Despite some tremendous achievements in terms of catalytic efficiency, (stereo)selectivities and scope of applications, some challenges still need to be addressed.² One of the main unsolved ones is undoubtedly the relatively poor reactivity of

1,2-dialkyl-substituted olefins compared to terminal olefins concomitantly with the problematic control of the regio- and enantioselectivity of the direct amine addition.³ Recently, some formal hydroamination procedures have been elegantly reported as alternative strategies to circumvent some of these issues.^{4,5} Nevertheless and despite their brilliant results, these surrogates are far from ideal from an atom-economical point of view; so there is still a need for the development of novel catalysts to directly tackle some of the remaining issues of the classical hydroamination reaction. Herein, we report our latest work demonstrating the preparation of new zirconium- and yttrium based complexes and their evaluation as catalysts in the cyclohydroamination of classical benchmark substrates and challenging ones.

Some of us have recently reported on the properties of a class of bis-arylaminoacenaphthylene compounds (Ar-BIANH₂) derived from the reduction of easily available bis-aryliminoacenaphthenes (Ar-BIAN, Scheme 1. Numbering refers to compounds prepared and employed in the present work).⁶

Complexes of the formal dianion of Ar-BIANH₂ are well-known in the literature,⁷ but their preparation usually requires the reaction of the parent diimine with a strongly reducing metal (*e.g.* Na, Li, Ca), possibly followed by transmetalation of the alkaline or alkaline-earth intermediate to the targeted metal. However, alkaline and alkaline-earth complexes are extremely air- and moisture-sensitive; thus, their practical handling for the synthesis of new compounds as well as their long-term storage is

^a Dipartimento di Chimica, Università degli Studi di Milano, via C. Golgi 19, 20133 Milano, Italy. E-mail: fabio.ragaini@unimi.it

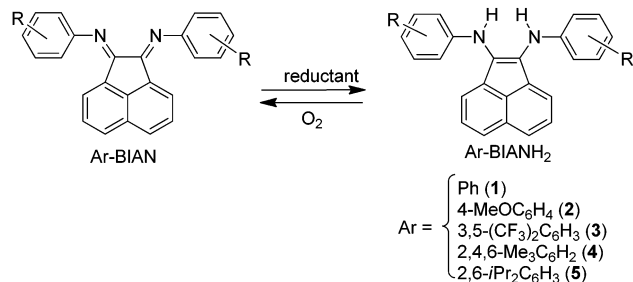
^b Institut de Chimie Moléculaire et des Matériaux d'Orsay, UMR CNRS 8182, Université Paris-Sud, F-91405, Orsay Cedex, France. E-mail: emmanuelle.schulz@u-psud.fr

^c Institute of Chemistry of Organometallic Compounds ICCOM-CNR and Consorzio INSTM, Via Madonna del Piano 10, 50019 Sesto F.no Florence, Italy. E-mail: giuliano.giambastiani@iccom.cnr.it

^d Kazan Federal University, 420008 Kazan, Russian Federation

† Electronic supplementary information (ESI) available: The synthetic procedure and spectroscopic data for Ar-BIAN, full NMR spectra for new Ar-BIANH₂, spectroscopic data for zirconium and yttrium complexes and for organic hydroaminated products, and full crystallographic data. CCDC 1431252. For ESI and crystallographic data in CIF or other electronic format see DOI: 10.1039/c6nj02199a



Scheme 1 General reactivity of Ar-BIANH₂.

troublesome. On the other hand, Ar-BIANH₂ compounds are only moderately air-sensitive in the solid state and can be stored indefinitely under a dinitrogen atmosphere. Moreover, the use of isolated Ar-BIANH₂ ligands holds important synthetic advantages that widen the ligand applicability range and facilitate the use of related complexes in catalysis. Indeed, new complexes can be prepared by ligand deprotonation or transamination instead of the classical reduction/transmetalation protocol. Finally, no alkaline or alkaline earth-based salts are generated as reaction by-products throughout the complexation procedure, so that the obtained complexes may be generated *in situ* and employed without any interference from any ionic product cogenerated during the synthesis.

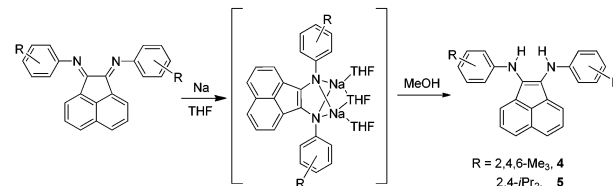
Hill and coworkers have recently reported on the use of "dearomatized" Ar-BIAN complexes of alkaline earth metals as highly active catalysts for the intramolecular hydroamination of aminoalkenes.^{3a,b} Given our interest in the development of new group 3 and 4 metals as hydroamination catalysts, we thought about exploiting our potential bis-amido ligands for the preparation of new yttrium and zirconium derivatives. In this regard, the ability of the isolated Ar-BIANH₂ to undergo ligand deprotonation in the presence of metal-alkyl or metal-amido precursors has paved the way for the preparation of new highly electrophilic compounds.⁸

Results and discussion

Ligands synthesis

Among the Ar-BIANH₂ ligands employed, Ph-BIANH₂ (1) and 4-MeOC₆H₄-BIANH₂ (2) have already been prepared by some of us.⁶ They had been obtained by reduction of the parent Ar-BIAN ligands by NaBH₄ in methanol. In the original report, the reaction was carried out at reflux for 3 hours. However, on repetition of the same reaction with NaBH₄ batches obtained by different suppliers, yields and purities were not always reproducible. We now developed an improved methodology by working at room temperature, which afforded the products reproducibly independent of the origin of the reducing agent. This novel procedure was also employed to prepare 3,5-(CF₃)₂C₆H₃-BIANH₂ (3).⁹

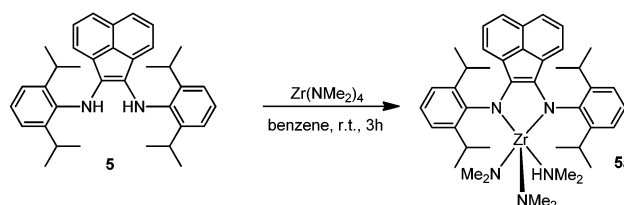
The protocol based on NaBH₄ was tested on the sterically hindered 2,4,6-Me₃C₆H₂-BIAN and 2,6-iPr₂C₆H₃-BIAN. However, in neither case the reduction proceeded to an appreciable extent even at reflux temperature. The reduced 2,4,6-Me₃C₆H₂-BIANH₂

Scheme 2 Preparation of (2,4,6-Me₃C₆H₂)BIANH₂ (4) and (2,6-iPr₂-C₆H₃)BIANH₂ (5).

(4) has never been reported before in the literature, whereas 2,6-iPr₂C₆H₃-BIANH₂ (5) had been isolated by slow diffusion of water vapors into a THF solution of (2,6-iPr₂C₆H₃-BIAN)Mg(THF)₃,¹⁰ which is not, in our view, a synthetically convenient approach. Compound 5 was alternatively prepared *in situ* by the same group by treating a solution of the aforementioned magnesium complex with methanol.¹¹ Reduction by metallic sodium in place of magnesium was also mentioned,¹⁰ but the procedure was not described. Taking advantage of these scattered data, we now obtained pure 4 and 5 by reducing the corresponding Ar-BIAN compounds in THF with a slight excess of metallic sodium, followed by the addition of methanol to the so-obtained sodium complexes and without the need to isolate the latter (Scheme 2).

Synthesis and characterization of (2,6-iPr₂C₆H₃-BIAN)Zr(NMe₂)₂(η¹-HNMe₂) complex (5a)

The bulky ligand 5 was preliminarily scrutinized for the isolation of a Zr^{IV} complex. The transamination reaction between the metal precursor Zr(NMe₂)₄ and the bis-amino ligand 2,6-iPr₂C₆H₃-BIANH₂ (5) proceeded smoothly already at room temperature in benzene, with complete conversion after 3 h and the evolution of only one equivalent of dimethylamine (Scheme 3). Solvent evaporation provided green crystals of 5a as air- and moisture-sensitive microcrystalline solids in about 95% yield. The isolated complex is highly soluble in aromatic and aliphatic hydrocarbons and its spectroscopic and diffractometric characterization (*vide infra*) are consistent with a five-coordinated metal ion. As a distinctive spectral feature, the ¹H NMR spectrum at room temperature (298 K) shows two singlets at 2.74 and 1.70 ppm, ascribed to the methyl protons of the two residual dimethylamido groups and the Me₂NH η¹-coordinated to the metal center, respectively. The X-ray diffraction analysis of 5a confirmed the coordination sphere at the metal ion. A perspective view of the complex structure is given in Fig. 1 along with a list of selected bond lengths and angles.



Scheme 3 Synthesis of zirconium complex 5a.



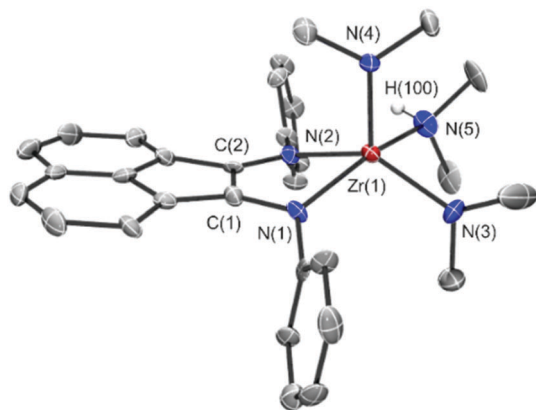


Fig. 1 ORTEP drawing of the crystal structure of **5a**. Thermal ellipsoids are drawn at the 50% probability level. Hydrogen atoms on the ligands (apart from the -NHMe_2 group) and the *iPr* substituents on the phenyl rings attached to N are omitted for clarity. Selected bond distances (\AA) and angles ($^\circ$): Zr(1)–N(1) 2.133(4), Zr(1)–N(2) 2.207(4), Zr(1)–N(3) 2.065(5), Zr(1)–N(4) 2.029(4), Zr(1)–N(5) 2.406(4), N(5)–H(100) 0.90(7); N(1)–Zr(1)–N(2) 78.15(18), N(1)–Zr(1)–N(4) 101.69(18), N(1)–Zr(1)–N(3) 97.1(2), N(1)–Zr(1)–N(5) 153.5(2).

5a crystallizes in the $P2_12_12_1$ orthorhombic space group, with four molecules per unit cell. The Zr ion is five-coordinated, in a distorted square pyramidal coordination geometry ($\tau = 0.25$). The equatorial plane is defined by the two ligand N atoms, one -NMe_2 and the -NHMe_2 group, while the last dimethylamido substituent occupies the pyramidal apex. The Zr–N distances and the N–Zr–N angles fall in the same range as those found in similar five-coordinated Zr amido complexes, with the Zr–N(3) or Zr–N(4) bond being shorter than the Zr–N(5) bond, as expected when passing from an anionic to a neutral donor. The metal ion lies slightly above the N(1)–N(2)–N(3)–N(5) plane [$d(\text{Zr-plane}) = 0.60 \text{ \AA}$]. Tables S1–S4 in the ESI† collect all the main structural parameters and refinement details of **5a**. Crystals of **5a** can be conveniently stored for months under an inert atmosphere (N_2) and at low temperature ($-30 \text{ }^\circ\text{C}$) without any apparent alteration. On the other hand, a progressive complex decomposition with the formation of intractable side-products takes place at room temperature in aromatic hydrocarbons (benzene or toluene) as well as in chlorinated ones (CH_2Cl_2). Thus, the original bright green solution turns dark brown just upon keeping the complex solution at room temperature in the NMR tube for a few hours. Unfortunately, all our attempts to obtain more robust alkyl derivatives of **5a** failed. The reaction of **5a** with an excess of Me_3Al (10 eq.) under controlled experimental conditions gave only a complex mixture of unidentified intermediates along with a relatively high amount of the free ligand. At odds with that observed with $\text{Zr}(\text{NMe}_2)_4$, attempts to react the ligand with $\text{Zr}(\text{Bn})_4$ led to the complete recovery of the reagents even after heating the reaction mixture to reflux for hours. Attempts were also made to prepare the Zr^{IV} amido complex starting from other Ar-BIANH₂ ligands. As for ligand **4**, NMR evidence suggests that **4a** is generated as a single complex. However, all our attempts to isolate it as a pure compound failed and its use as *in situ* prepared catalyst for intramolecular hydroamination gave only very modest results.

The less sterically hindered ligands **1** and **3** have also been scrutinized for the isolation of the corresponding Zr^{IV} amido complexes. Unfortunately, both ligands gave mixtures of inseparable compounds, which have no longer been processed or employed in catalysis. Overall, it can be inferred that the higher the ligand bulkiness, the highest the purity and unicity of the resulting complex. Indeed, the steric hindrance generated by the aryl substituents is expected to facilitate the generation of complexes with a 1:1 metal to ligand ratio, thus avoiding the generation of over-coordinated metal ions or complex mixtures.

Catalytic performance of **5a** in the intramolecular hydroamination of aminoalkenes

The freshly prepared bis-amido complex **5a** was exploited as a homogeneous catalyst for the intramolecular hydroamination/cyclization of model primary and secondary amines tethered to monosubstituted alkenes (Table 1). Two different reaction temperatures were used so as to differentiate the catalyst performance and improve the reaction conversion.

As shown in Table 1, catalyst **5a** is active for the targeted reaction on both primary and secondary aminoalkenes. However, irrespective of the cyclization precursor used and the adopted reaction conditions (Table 1, entries 3–8 vs. 1–2), the chemical conversion was lower compared to that obtained using the plain $\text{Zr}(\text{NMe}_2)_4$ precursor.

Neither Thorpe–Ingold effects due to the substitution pattern of the cyclization precursor nor any other stereo-electronic effect can be reasonably invoked to justify the observed moderate conversions. On the other hand, these outcomes are in line with the moderate stability observed for **5a** in solution. Indeed, a progressive decomposition of the catalyst along with the formation of intractable solid by-products takes place in a few hours.

In situ generation of yttrium complexes

Given the instability problems generally encountered in the synthesis and isolation of the Zr^{IV} complexes based on the Ar-BIANH₂ ligands, the Y^{III} derivatives were prepared and employed *in situ* in

Table 1 Intramolecular hydroamination of primary and secondary aminoalkenes catalyzed by zirconium complexes^a

Entry	Catalyst	Substrate	T ($^\circ\text{C}$)	t (h)	Conv. ^b (%)
1	$\text{Zr}(\text{NMe}_2)_4$	Ia	60	2	55
2	$\text{Zr}(\text{NMe}_2)_4$	Ia	60	10	77
3	5a	Ia	60	2	17
4	5a	Ia	60	10	26
5	5a	Ia	100	10	47
6	5a	IIa	60	10	20
7	5a	IIIa	60	10	16
8	5a	IVa	100	20	25

^a Reaction conditions: toluene solvent (2.5 mL), substrate = 0.21 mmol, catalyst = 5 mol%. ^b Conversions were determined by GC.



the homogeneous hydroamination catalysis. This procedure was also dictated by the typically higher moisture and oxygen sensitivity of organolanthanides compared with their Zr^{IV} analogues.

Some of us had previously described a straightforward procedure for the generation of amido alkyl ate complexes by the *in situ* combination of the yttrium ate precursor [Li(THF)₄][Y(CH₂TMS)₄]¹² and enantiopure chiral *N*-substituted binaphthyldiamine ligands in toluene.^{3m,13} The as-prepared mixture was successfully employed to promote the enantioselective cyclisation of tethered amines to mono- or 1,2-disubstituted alkenes in valuable yields and enantioselectivities. A similar *in situ* approach had been adopted to obtain binaphthylamido yttrium complexes starting from a homoleptic yttrium source, [Y(CH₂TMS)₃(THF)₂].¹⁴ These neutral complexes were particularly active for the transformation of substrates bearing secondary amines.¹⁵ Taking into account these results, the same experimental procedures using both Y^{III} precursors have been applied in the presence of the pure Ar-BIANH₂ ligands (Scheme 4). A slight excess of ligand was introduced into the reaction mixture and exchange occurred, with each yttrium species, at room temperature, accompanied by a significant color change from deep red/dark violet for the ligands to green for all complexes, except for **3b**, bluish-violet. Solutions were stirred for 30 minutes and then directly engaged with the targeted substrate to check the catalytic ability. It should be stressed that the *in situ* preparation of the catalysts was found to be completely reproducible and the same outcome (differences in conversion values within 2%) was observed for catalytic reactions repeated under the same experimental conditions.

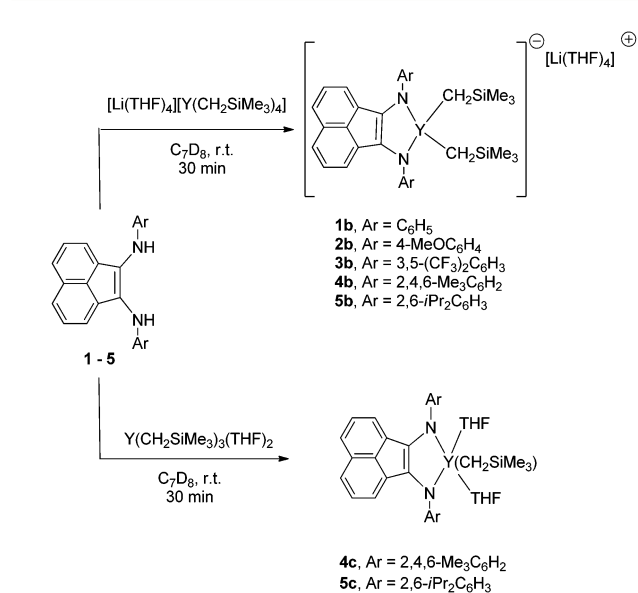
However, the *in situ* generated catalyst was most often not a single pure complex. Scheme 4 reports the main species present in solution, whose identification was supported by literature precedents (*vide supra*). However, only in the case of **5c** and by working with a 1 : 1 molar ratio of yttrium precursor/5 was a ¹H NMR spectrum obtained that is strongly indicative of a

single species with the composition shown (see the ESI[†]). In other cases, minor components are also observable by NMR spectroscopy that makes a clear assignment of all signals not possible. All attempts to isolate and precisely characterize the so-obtained complexes remained unsuccessful.

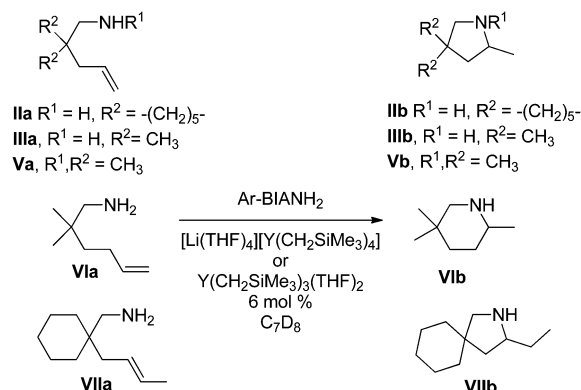
Catalytic performance of the Y^{III} complexes

Structurally diverse aminoalkene cyclization precursors were engaged in the yttrium catalyzed cyclohydroamination reaction. In particular, the efficiency of the *in situ* prepared complexes was studied with respect to a number of more or less challenging substrates towards cyclization (Scheme 5). As these reactions are all benchmark transformations, the catalyst efficiencies were evaluated by NMR spectroscopy, following substrate conversion. In all cases, only the expected products were obtained (see the ESI[†] for details).

The catalytic activity of ate complexes **1b–5b** was preliminarily scrutinized in combination with non-sterically demanding substrates (such as **IIa** and **IIIa**) in order to evaluate the influence of the ligand structure and bulkiness on the complex reactivity. A complete list of the catalytic outcomes is given in Table 2. The catalyst performance of the yttrium tetra-alkyl precursor in the cyclization of both primary aminoalkenes is also reported for the sake of comparison. As Table 2 shows, **IIa** was conveniently transformed into the corresponding cyclization product with high conversion and in a relatively short time, using 6 mol% of the tetra-alkyl precursor [Li(THF)₄][Y(CH₂TMS)₄] at room temperature (Table 2, entry 1). However, the cyclization of **IIIa** occurred with more difficulty under these conditions (Table 2, entry 9) likely due to a less relevant Thorpe–Ingold effect. All the *in situ* prepared Y^{III}Ar-BIAN ate complexes (**1b–5b**) proved to catalyze these transformations, albeit with variable efficiency. In the case of ate complexes bearing non-sterically hindered Ar-BIANH₂ ligands (**1b** and **2b**), only a moderate catalytic performance was obtained (Table 2, entries 2–3 and 10–11). A similar trend was observed with complex **3b**, where the presence of electron withdrawing (EWG) trifluoromethyl substituents on the *N*-phenyl rings (Table 2, entries 4 vs. 2 and 12 vs. 10) translated into a poorly active system for the targeted reaction. On the contrary, the use of bulky ligands decorated with electron



Scheme 4 *In situ* preparation of Ar-BIAN alkyl ate and neutral yttrium complexes (only the main species formed are shown).



Scheme 5 Intramolecular hydroamination with Ar-BIAN yttrium complexes.



Table 2 Intramolecular hydroamination of primary amines catalyzed by ate rare-earth complexes^a

Entry	Catalyst	Substrate	t (h)	Conv. ^b (%)
1	[Li(THF) ₄][Y(CH ₂ TMS) ₄]	IIa	2	83
2	1b	IIa	17	75
3	2b	IIa	17	75
4	3b	IIa	16	63
5	4b	IIa	0.75	>95
6	5b	IIa	0.25	>95
7	5b^c	IIa	0.4	>95
8	5b^d	IIa	1	>95
9	[Li(THF) ₄][Y(CH ₂ TMS) ₄]	IIIa	18	<10
10	1b	IIIa	88	46
11	2b	IIIa	88	50
12	3b	IIIa	45	75
13	4b	IIIa	1.5	>95
14	5b	IIIa	0.25	>95
15	5b^c	IIIa	0.5	>95
16	5b^d	IIIa	3	>95

^a Reactions were carried out in C₇D₈ under argon at room temperature using 6 mol% catalyst unless otherwise stated. ^b Determined by *in situ* ¹H NMR spectroscopy. ^c 2 mol% catalyst. ^d 1 mol% catalyst.

donating groups (EDG) clearly led to a strong acceleration of the cyclization process with almost complete substrate conversions in less than 1 h (Table 2, entries 5–6 vs. 2 and 13–14 vs. 10). Noteworthy, catalyst **5b** offered the highest performance, leading to complete cyclization of both aminoalkene precursors to the corresponding pyrrolidines in a relatively short time (between 1 and 3 h) at room temperature and with a catalyst loading as low as 1 mol% (Table 2, entries 8 and 16).

Overall, it can be inferred that the use of sterically hindered diamine ligands, preferably bearing EDG as aryl substituents, favors the generation of the targeted amido alkyl ate complexes and avoids the formation of tetra-amido species, generally recognized to be less catalytically active for promoting the hydroamination reaction.¹⁶

The catalytic performance of the most representative complexes from this series was then evaluated in the cyclization of the model secondary aminoalkene **Va** (2,2-dimethyl-pent-4-enyl)-methyl-amine (Scheme 5 and Table 3). Again, all the *in situ* prepared ate and neutral complexes were active towards the cyclization of this secondary amine. Interestingly, and as a general comment, in the presence of ate complexes cyclization occurred more rapidly compared to the transformation of the primary aminoalkene analogue **IIIa** (Table 3, entries 1–2 vs. Table 2, entries 9–10). As observed with substrates **IIa** and **IIIa**, complexes possessing EDG as aryl-ligand substituents caused an increase in the reaction rate (Table 3, entries 3–5). This effect was even more pronounced for the sterically hindered complex **5b**, where almost complete cyclization of **Va** takes place in very short reaction times, also at very low catalyst loadings (Table 3, entries 5–7). The neutral Y^{III} complexes were highly active species, with almost complete conversion in about half an hour (entries 8–10). As already demonstrated,¹⁵ neutral complexes are particularly active in the hydroamination/cyclization of secondary amines. Nevertheless, substrate **Va** was not sterically demanding enough to allow for an accurate evaluation of the ligand effects on the reactivity of the yttrium complexes in the

Table 3 Intramolecular hydroamination of **Va** catalyzed by ate and neutral rare-earth complexes^a

Entry	Catalyst	t (h)	Conv. ^b (%)
1	[Li(THF) ₄][Y(CH ₂ TMS) ₄]	16	88
2	1b	68	>95
3	2b	0.8	92
4	4b	4	91
5	5b	0.5	>95
6	5b^c	0.5	>95
7	5b^d	1	92
8	[Y(CH ₂ TMS) ₃ (THF) ₂]	0.25	>95
9	4c	0.5	92
10	5c	0.5	92

^a Reactions were carried out in C₇D₈ under argon at room temperature using 6 mol% catalyst unless otherwise stated. ^b Determined by *in situ* ¹H NMR spectroscopy. ^c 2 mol% catalyst. ^d 1 mol% catalyst.

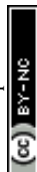
Table 4 Intramolecular hydroamination of demanding amines catalyzed by ate and neutral rare-earth complexes^a

Entry	Catalyst	Substrate	t (h)	Conv. ^b (%)
1	[Li(THF) ₄][Y(CH ₂ TMS) ₄]	VIa	24	35
2	2b	VIa	21	10
3	4b	VIa	20	80
4	5b	VIa	17	>95
5	[Y(CH ₂ TMS) ₃ (THF) ₂]	VIa	24	<10
6	4c	VIa	18	10
7	5c	VIa	18	34
8	[Li(THF) ₄][Y(CH ₂ TMS) ₄]	VIIa	24	15
9	2b	VIIa	24	20
10	4b	VIIa	24	>95
11	5b	VIIa	24	>95
12	5b^c	VIIa	24	43
13	[Y(CH ₂ TMS) ₃ (THF) ₂]	VIIa	24	42
14	4c	VIIa	24	35
15	5c	VIIa	24	88

^a Reactions were carried out in C₇D₈ under argon at 50 °C for the transformation of **VIa** and 70 °C for **VIIa** using 6 mol% catalyst unless otherwise stated. ^b Determined by *in situ* ¹H NMR spectroscopy. ^c 2 mol% catalyst.

hydroamination reaction. For this reason, the more challenging precursors **VIa** and **VIIa** were engaged to complete the study (Scheme 5 and Table 4). While the former is the precursor for less favorable 6-membered heterocycles (piperidine derivatives), the latter presents a less reactive internal double bond. To obtain the cyclization products, all reactions had to be performed at higher temperatures (50 °C for **VIa** and 70 °C for **VIIa**, respectively) while keeping the catalyst loading at 6 mol%.

As Table 4 shows, all catalysts promoted the cyclization reactions of **VIa** and **VIIa**, albeit with a reduced reactivity compared with the previously reported cyclization precursors. Once again, complexes bearing more sterically hindered ligands offered the best performance with both aminoalkenes. Complete conversion of both substrates was obtained with the **4b** and **5b** ate complexes (Table 4, entries 4, 10–11). Cyclization of **VIIa** up to 88% was also obtained with the neutral complex **5c** (Table 4, entry 15). Neutral complexes bearing less hindered ligands (*i.e.* **4c**) or no ligands did not seem to resist the high temperatures required to promote the cyclization process



(Table 4, entries 13–14). Overall, the amido alkyl ate complex **5b** and (to a lesser extent) the neutral yttrium complex **5c** are rare examples of active species that can promote hydroamination in cases of challenging substrates like those possessing internal non-activated double bonds. A non-negligible activity was maintained even at low catalyst loadings (Table 4, entry 12).^{3a,m,13,16,17}

Conclusions

In this paper, we have investigated the reactivity of Zr^{IV} and Y^{III} complexes prepared from different Ar-BIANH₂ compounds in the intramolecular hydroamination of primary and secondary aminoalkenes. A new and convenient synthetic methodology was described for the preparation and isolation of the bis-anilido ligands from the respective bis-imino precursors (Ar-BIAN). The effectiveness of the proposed methodology for the generation of the Ar-BIANH₂ ligand class has allowed for the isolation and characterization of a bis-amido zirconium complex (**5a**) by means of a transamination reaction. The same bis-anilido ligands have also been successfully employed for the *in situ* synthesis of Y^{III} complexes, to be tested for the intramolecular hydroamination reaction. While **5a** has shown only moderate catalyst performance, the *in situ* prepared organoyttrium complexes have been found to be excellent catalyst candidates for hydroamination with a number of substrates, including those normally reluctant in undergoing cyclization. Complexes prepared from the sterically hindered ligand **5** (containing two *ortho* isopropyl groups on each aryl ligand bound to N) showed the highest activity, in combination with both zirconium and yttrium. This is in line with that observed when Ar-BIAN compounds are used as ligands in the palladium- or nickel catalyzed polymerization of olefins,¹⁸ but in contrast to that observed when the same ligands are employed to generate catalysts for several reactions like Pd-catalyzed olefin/CO copolymerization, Ru-catalyzed allylic aminations by nitroarenes, *etc.*, with steric hindrance inhibiting the reactions in these cases.¹⁹ Such a behavior is indicative of an active role of ligands in preventing catalyst deactivation through aggregation or over-coordination and highlights the importance of steric effects in the hydroamination reactions here described. Overall, the successful approach to the synthesis of early transition metal and rare-earth complexes based on Ar-BIANH₂ ligands paves the way for future exploitation of these bis-amino bidentate systems in combination with late transition metals; studies in this direction are currently ongoing in our labs.

Experimental section

General procedure

Unless otherwise stated, all the manipulations concerning the ligand synthesis were performed under a nitrogen atmosphere by using standard Schlenk techniques. As for the investigation of the reactivity of zirconium compounds, all air- and/or moisture-sensitive reactions were performed under an inert

atmosphere in flame-dried flasks using standard Schlenk-type techniques or in a nitrogen-filled dry box. Catalytic reactions were performed under an inert atmosphere (N₂) in a 10 mL round bottom flask and the reaction course was monitored by GC-MS analysis. As for the investigation of yttrium compounds, all manipulations were carried out under an argon atmosphere by using standard Schlenk or glove box techniques.

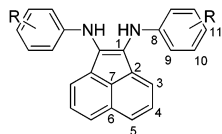
Ar-BIANs were synthesized as previously reported (see the ESI† for the full procedure and NMR characterization).²⁰ Amino alkenes **1a**,²¹ **1la**,¹⁶ **1IIa**,²² **1Va**,²³ **1Va**,²⁴ **1Va**,²⁵ **1VIIa**,¹⁶ [Li(THF)₄][Y(CH₂SiMe₃)₄]¹² and Y(CH₂SiMe₃)₃(THF)₂¹⁴ were prepared according to reported procedures. When employed in yttrium catalyzed reactions, aminoalkenes were dried over calcium hydride, transferred under vacuum and further dried for at least 1 h over 3 Å molecular sieves with a few drops of toluene-*d*₈ prior to use. Methanol was freshly distilled under nitrogen over Mg(OMe)₂. Distilled water was degassed by ultrasound irradiation under nitrogen in a cleaning bath. Benzene and toluene were purified by distillation from sodium/triglyme benzophenone ketyl and stored over activated 4 Å molecular sieves. Benzene-*d*₆ was dried over sodium/benzophenone ketyl and condensed *in vacuo* over activated 4 Å molecular sieves prior to use. Toluene-*d*₈ was dried over sodium benzophenone ketyl, transferred under vacuum and stored over activated 3 Å molecular sieves. All other reagents and solvents were used as purchased from commercial suppliers without further purification (unless otherwise stated). 1D (¹H and ¹³C) and 2D (COSY H,H, HETCOR H,C) NMR spectra were recorded either on a Bruker Avance 300 MHz instrument (300.13 and 75.47 MHz for ¹H and ¹³C, respectively) or on Bruker AM250, Bruker AV300 and AV360 and DRX400 NMR spectrometers, operating at 250, 300, 360 and 400 MHz, respectively. Chemical shifts are reported in ppm (δ) relative to TMS, referenced to the chemical shifts of residual solvent resonances (¹H and ¹³C). The multiplicity of the ¹³C{¹H} NMR spectra was determined on the basis of the ¹³C{¹H} JMOD sequence and quoted as: CH₃, CH₂, CH and C for primary, secondary, tertiary and quaternary carbon atoms, respectively. The C, H, and N elemental analyses were performed on a Thermo FlashEA 1112 Series CHNS-O elemental analyzer. The GC-MS analyses were performed on a Shimadzu QP2010S apparatus equipped with a SUPELCO SPB-1 fused silica capillary column (30 m length, 0.53 mm i.d., 15 μm film thickness).

General synthesis of Ar-BIANH₂ using NaBH₄ as a reducing agent

The synthesis is a modification of that previously reported by some of us.⁶ Ar-BIAN (1 mmol) and freshly distilled methanol (7 mL) were added to a Schlenk flask under a nitrogen atmosphere. Solid NaBH₄ (3 mmol) was then added. The color of the solution changed from yellow/orange to red/purple. The reaction was maintained under stirring overnight. The mixture was then concentrated to half volume under vacuum. The precipitate was collected by filtration on a glass frit, washed with degassed water (3 × 10 mL), and dried under vacuum. Satisfactory elemental analysis values could not be obtained



due to the air sensitivity of the Ar-BIANH₂ derivatives, as also previously observed.⁶



Ph-BIANH₂ (1). Purple solid, 70% yield. ¹H NMR (300 MHz, C₆D₆) δ 7.43 (d, *J* = 8.1 Hz, 2H, H⁵), 7.22 (d, *J* = 6.9 Hz, 2H, H³), 7.17–7.11 (m, *J* = 8.1 Hz, 2H, H⁴ overlapping with C₆D₆), 7.05 (m, *J* = 8.4 and *J* = 7.5 Hz, 4H, H¹⁰), 6.77 (m, 2H, H¹¹ overlapping with H⁹), 6.74 (d, *J* = 8.4 Hz, 4H, H⁹), 5.01 ppm (s, 2H, NH). ¹³C NMR (75 MHz, C₆D₆) δ 144.9 (C⁸), 136.3 (C²), 129.4 (C¹⁰), 128.5 (C⁶), 127.7 (C⁴), 126.5 (C⁵), 126.2 (C⁷), 121.4 (C³), 120.2 (C¹¹), 116.7 ppm (C⁹). The signal corresponding to C¹ was not detected or overlapped with that of C₆D₆.

4-CH₃OC₆H₄-BIANH₂ (2). Dark-purple solid, 75% yield. ¹H NMR (400 MHz, C₆D₆) δ 7.41 (d, *J* = 7.9 Hz, 2H, H⁵), 7.26–7.00 (m, 4H, H⁴ and H³), 6.75 (d, *J* = 9.1 Hz, 4H, H⁹), 6.71 (d, *J* = 9.1 Hz, 4H, H¹⁰), 4.92 (s, 2H, NH), 3.31 ppm (s, 6H, OCH₃). ¹³C NMR (100 MHz, C₆D₆) δ 154.8 (C¹¹), 138.4 (C⁸), 136.7 (C²), 127.7 (C⁴), 126.1 (C⁵), 120.9 (C³), 118.9 (C⁹), 115.0 (C¹⁰), 55.2 ppm (OCH₃). The signals corresponding to C¹, C⁶ and C⁷ were not detected or overlapped with that of C₆D₆.

3,5-(CF₃)₂C₆H₃-BIANH₂ (3). Red solid, 71% yield. ¹H NMR (400 MHz, C₆D₆) δ 7.51 (d, *J* = 8.2 Hz, 2H, H⁵), 7.23 (pst, *J* = 8.1 Hz and 6.9 Hz, 2H, H⁴), 7.20 (s, 2H, H¹¹), 7.09 (d, *J* = 6.9 Hz, 2H, H³), 6.66 (s, 4H, H⁹), 5.20 ppm (s, 2H; NH). ¹³C NMR (100 MHz, C₆D₆) δ 143.2 (C⁸), 135.5 (C²), 132.2 (q, ²*J*_{C,F} = 33.0 Hz, CCF₃), 128.4 (C⁶), 128.0 (C⁴), 127.5 (C⁵), 125.1 (C⁷), 123.8 (q, ¹*J*_{C,F} = 273 Hz, CCF₃), 123.5 (C¹), 120.5 (C³), 116.0 (C⁹), 113.0 ppm (C¹¹). ¹⁹F{¹H} NMR (282 MHz; C₆D₆) δ –63.3 ppm.

General synthesis of sterically crowded Ar-BIANH₂ using Na as a reducing agent

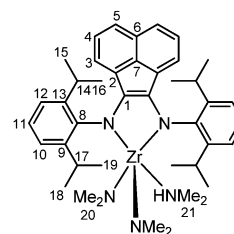
Metallic sodium cut into small pieces (85 mg, 3.7 mmol) was placed in a Schlenk flask under a nitrogen atmosphere, washed with THF twice (2 × 3 mL) and then suspended in THF (25 mL). The sterically crowded Ar-BIAN (1.5 mmol) was then added as a solid and the reaction mixture was stirred for 5 h. The color of the mixture progressively turned from orange/yellow to red and finally dark green. MeOH (2 mL) was added and the mixture was stirred until the color turned purple. The solvent was evaporated under vacuum. The residue was suspended in MeOH (20 mL), collected by filtration on a glass frit, washed with water (3 × 10 mL) and dried under vacuum.

2,4,6-Me₃C₆H₂-BIANH₂ (4). Dark-purple solid, 56% yield. ¹H NMR (400 MHz, C₆D₆) δ 7.26 (d, *J* = 8.2 Hz, 2H, H⁵), 6.98 (dd, *J* = 8.2 Hz and 7.0 Hz, 2H, H⁴), 6.82 (s, 4H, H¹⁰), 6.71 (d, *J* = 6.9 Hz, 2H, H³), 4.69 (s, 2H, NH), 2.21 (s, 12H, *ortho*-CH₃), 2.19 ppm (s, 6H, *para*-CH₃). ¹³C NMR (100 MHz, C₆D₆) δ 138.8 (C⁸), 137.0 (C²), 133.5 (C¹¹), 133.0 (C⁹), 129.8 (C¹⁰), 127.8 (C⁴), 126.7 (C¹), 125.6 (C⁷), 125.4 (C⁵), 119.3 (C³), 21.0 (*para*-CH₃), 18.7 ppm (*ortho*-CH₃). The signal corresponding to C⁶ overlapped with that of C₆D₆.

2,6-iPr₂C₆H₃-BIANH₂ (5). Dark-purple solid, 69% yield. ¹H NMR (400 MHz, C₆D₆) δ 7.23–7.11 (m, 8H, H⁵, H¹⁰ and H¹¹), 6.92 (dd, *J* = 8.0, 7.3 Hz, 2H, H⁴), 6.51 (d, *J* = 7.0 Hz, 2H, H³), 4.99 (s, 2H, NH), 3.54 (sept, *J* = 6.9 Hz, 4H, CH(CH₃)₂), 1.19 (d, *J* = 6.9 Hz, 12H, CH₃), 1.09 ppm (d, *J* = 6.8 Hz, 12H, CH₃). ¹³C NMR (100 MHz, C₆D₆) δ 144.8 (C⁹), 138.4 (C⁸), 136.1 (C²), 127.4 (C⁶), 127.2 (C⁴), 126.0 (C¹¹), 125.3 (C⁵), 123.8 (C¹⁰), 119.9 (C³), 28.3 (CH(CH₃)₂), 24.1 (CH₃), 23.4 ppm (CH₃). Three signals corresponding to quaternary carbons were not detected or overlapped with that of C₆D₆.

Synthesis of 5a

To a solution of 5 (0.100 g, 0.20 mmol) in dry and degassed benzene (3 mL), a solution of tetrakis(dimethylamido)zirconium (0.053 g, 0.20 mmol) in dry and degassed benzene (2 mL) was added. The reaction mixture was maintained at room temperature, under stirring, for 3 h and then concentrated *in vacuo* to obtain the crude mixture as a dark-green solid. The crude sample was washed with pentane and filtered to afford analytically pure green crystals of 5a in 95% isolated yield. Crystals suitable for X-ray diffraction analysis were grown from a concentrated toluene solution at –30 °C. Crystals of 5a are indefinitely stable under nitrogen atmosphere at –30 °C. On the other hand, a progressive complex decomposition and formation of intractable side-products takes place in aromatic hydrocarbons already at room temperature. Such an undesired side effect occurs irrespective of the concentration of 5a in solution.



¹H NMR (300 MHz, C₆D₆, 293 K): δ 1.23 (d, ³*J*_{HH} = 6.8 Hz, 12H, CH(CH₃^ACH₃^B, H^{15,18}), 1.29 (d, ³*J*_{HH} = 6.8 Hz, 12H, CH(CH₃^ACH₃^B, H^{16,19}), 1.70 (br s, 6H, HN(CH₃)₂, H²¹), 2.74 (br s, 12H, N(CH₃)₂, H²⁰), 3.86 (sept, ³*J*_{HH} = 6.8 Hz, 4H, CH(CH₃)₂, H^{14,17}), 6.15 (d, ³*J*_{HH} = 6.9 Hz, 2H, H³), 6.89 (dd, ³*J*_{HH} = 8.4 Hz and 6.9 Hz, 2H, H⁴), 7.09 (d, ³*J*_{HH} = 8.4 Hz, 2H, H⁵), 7.28 (m, 6H, H^{10,11,12}). ¹³C{¹H} NMR (75 MHz, C₆D₆, 293 K, selected data): δ 24.6 (CH(CH₃^ACH₃^B)), 26.1 (CH(CH₃^ACH₃^B)), 28.2 (CH(CH₃)₂, C^{14,17}), 38.6 (HN(CH₃), C²¹), 41.7 (N(CH₃), C²⁰), 119.2 (C³), 123.7 (C⁵), 123.9 (C^{10,12}), 125.2 (C¹¹), 127.1 (C⁴), 137.1 (C²), 144.7 (C^{9,13}), 145.0 (C¹), 148.4 (C⁸). Anal. calcd (%) for C₄₂H₅₅N₅Zr (725.18): C, 69.56; H, 8.20; N, 9.66. Found: C, 69.62; H, 8.25; N, 9.60.

General procedure for zirconium catalyzed intramolecular hydroamination reactions of aminoalkenes Ia–IVa

All catalytic tests were set-up in an inert atmosphere in a N₂-filled drybox. The amido precursor 5a was tested as a neutral catalyst in the intramolecular hydroamination reaction in a two-necked 10 mL round-bottom flask equipped with a magnetic stirring bar, a glass stopper and a septum. In a typical procedure,



a solution of the catalyst (5 mol%) in dry and degassed toluene (1 mL) was treated in one portion with a solution of the aminoalkene (0.21 mmol) in dry and degassed toluene (1.3 mL) and ferrocene as an internal standard (0.2 mL of a stock 0.17 M ferrocene solution in toluene). Toluene was used as a reaction solvent and the catalyst content was fixed to 5 mol% for each run. Afterwards, the system was heated at the final temperature and the reaction course was periodically monitored by analyzing the sample mixtures by GC-MS analysis at fixed times.

General procedure for *in situ* preparation of complexes 1b to 5b

In a glovebox, a solution of $[\text{Li}(\text{THF})_4][\text{Y}(\text{CH}_2\text{TMS})_4]$ (0.042 mmol) in C_7D_8 (1 mL) was stirred for few minutes. The considered Ar-BIANH₂ ligand (0.050 mmol) was solubilized in C_7D_8 (1 mL) and the corresponding solution was slowly added dropwise into the $[\text{Li}(\text{THF})_4][\text{Y}(\text{CH}_2\text{TMS})_4]$ solution under vigorous stirring. As the ligand was slowly added, the dark violet to red reaction mixture (according to the ligand structure) turned to a dark green to blue colored solution. The homogeneous reaction solution was then allowed to stir 30 min at ambient temperature.

General procedure for *in situ* preparation of complexes 4c and 5c

The same procedure was used starting from a solution of $\text{Y}(\text{CH}_2\text{SiMe}_3)_3(\text{THF})_2$ (0.042 mmol) and the Ar-BIANH₂ ligands (0.050 mmol).

General procedure for the hydroamination catalytic reactions using yttrium complexes

In a glovebox, an aliquot (see the molar ratios indicated in tables) of the *in situ* prepared complex mixtures in C_7D_8 was taken off by a micropipette and transferred to a vial containing the appropriate amino-alkene (0.23 mmol), previously dried on 4 Å molecular sieves with a few drops of toluene-*d*₈ for at least 1 h at room temperature. The reaction mixture was then introduced into a screw tap or a J. Young tap NMR tube and, if appropriate, placed in an oil bath heated at the required temperature. The conversion of the reaction was monitored by comparative integration of the signal relative to the olefinic protons of the substrate and the signal relative to the protons of the product.

X-ray data measurements

Single crystal X-ray data were collected at low temperature (100 K) on an Oxford Diffraction Xcalibur PX diffractometer equipped with a CCD area detector using Cu K α radiation ($\lambda = 1.5418 \text{ \AA}$). The CrysAlis CCD 1.171 program was used for the data collection. Data reduction was carried out using the program CrysAlis RED 1.171 and the absorption correction was applied using the program ABSPACK 1.17. Direct methods implemented in Sir97 were used to solve the structures and refinements were performed by full-matrix least-squares against F² implemented in SHELX97. All the non-hydrogen atoms were refined anisotropically, while the hydrogen atoms were fixed in calculated positions and refined isotropically using a thermal factor depending on the one of the atoms to

which they are bound (riding model). Disorder on some methyl groups of the -NMe₂ substituents was not explicitly treated during the refinement, since no significant improvement of the R factor could be achieved. Molecular plots were produced by using the program ORTEP3.

Acknowledgements

A. C. and F. M. thank the Erasmus Project for a fellowship that allowed their stay in France. F. F. thanks the University of Milan for a PostDoc fellowship. G. G., L. L. and A. R. thank the Fondazione Cariplo ("Crystalline Elastomers" project) for funding this research activity. S. G., J. H. and E. S. thank MENSUR, CNRS, and the Groupe de Recherche International (GDRI) "Homogeneous Catalysis for Sustainable Development" for financial support.

References

- For general and more specialized reviews on hydroamination, see: (a) V. Rodriguez-Ruiz, R. Carlino, S. Bezzenine-Lafolle, R. Gil, D. Prim, E. Schulz and J. Hannedouche, *Dalton Trans.*, 2015, **44**, 12029–12059; (b) L. Huang, M. Arndt, K. Gooßen, H. Heydt and L. J. Gooßen, *Chem. Rev.*, 2015, **115**, 2596–2697; (c) A. K. Gupta and K. L. Hull, *Synlett*, 2015, 1779–1784; (d) S. M. Coman and V. I. Parvulescu, *Org. Process Res. Dev.*, 2015, **19**, 1327–1355; (e) E. Bernoud, C. Lepori, M. Mellah, E. Schulz and J. Hannedouche, *Catal. Sci. Technol.*, 2015, **5**, 2017–2037; (f) A. L. Reznichenko, A. J. Nawara-Hultzsich and K. C. Hultzsich, in *Stereoselective Formation of Amines*, ed. W. Li and X. Zhang, Springer Berlin Heidelberg, Berlin, Heidelberg, 2014, pp. 191–260, DOI: 10.1007/128_2013_500; (g) J. Hannedouche and E. Schulz, *Chem. – Eur. J.*, 2013, **19**, 4972–4985; (h) K. D. Hesp and M. Stradiotto, *ChemCatChem*, 2010, **2**, 1192–1207; (i) G. Zi, *Dalton Trans.*, 2009, 9101–9109; (j) S. R. Chemler, *Org. Biomol. Chem.*, 2009, **7**, 3009–3019; (k) T. E. Muller, K. C. Hultzsich, M. Yus, F. Foubelo and M. Tada, *Chem. Rev.*, 2008, **108**, 3795–3892; (l) A. L. Reznichenko and K. C. Hultzsich, *Organic Reactions*, John Wiley & Sons, Inc., 2015, vol. 88.
- For some work by our groups in this field, see: (a) D. M. Lyubov, L. Luconi, A. Rossin, G. Tuci, A. V. Cherkasov, G. K. Fukin, G. Giambastiani and A. A. Trifonov, *Chem. – Eur. J.*, 2014, **20**, 3487–3499; (b) L. Luconi, A. Rossin, G. Tuci, S. Germain, E. Schulz, J. Hannedouche and G. Giambastiani, *ChemCatChem*, 2013, **5**, 1142–1151; (c) L. Luconi, A. Rossin, A. Motta, G. Tuci and G. Giambastiani, *Chem. – Eur. J.*, 2013, **19**, 4906–4921; (d) L. Luconi, J. Klosin, A. J. Smith, S. Germain, E. Schulz, J. Hannedouche and G. Giambastiani, *Dalton Trans.*, 2013, **42**, 16056–16065.
- For scarce examples of catalytic systems with the ability to react with 1,2-dialkyl-substituted olefins, see: (a) M. Arrowsmith, M. S. Hill and G. Kociok-Kohn, *Organometallics*, 2014, **33**, 206–216; (b) M. Arrowsmith, M. S. Hill and G. Kociok-Kohn, *Organometallics*, 2011, **30**, 1291–1294; (c) K. Manna,



- W. C. Everett, G. Schoendorff, A. Ellern, T. L. Windus and A. D. Sadow, *J. Am. Chem. Soc.*, 2013, **135**, 7235–7250; (d) E. Chong, S. Qayyum, L. L. Schafer and R. Kempe, *Organometallics*, 2013, **32**, 1858–1865; (e) F. Lauterwasser, P. G. Hayes, W. E. Piers, L. L. Schafer and S. Bräse, *Adv. Synth. Catal.*, 2011, **353**, 1384–1390; (f) Y. Chapurina, H. Ibrahim, R. Guillot, E. Kolodziej, J. Collin, A. Trifonov, E. Schulz and J. Hannedouche, *J. Org. Chem.*, 2011, **76**, 10163–10172; (g) L. D. Julian and J. F. Hartwig, *J. Am. Chem. Soc.*, 2010, **132**, 13813–13822; (h) K. D. Hesp, S. Tobisch and M. Stradiotto, *J. Am. Chem. Soc.*, 2010, **132**, 413–426; (i) L. J. E. Stanlake and L. L. Schafer, *Organometallics*, 2009, **28**, 3990–3998; (j) Z. Liu and J. F. Hartwig, *J. Am. Chem. Soc.*, 2008, **130**, 1570–1571; (k) J.-S. Ryu, T. J. Marks and F. E. McDonald, *J. Org. Chem.*, 2004, **69**, 1038–1052; (l) J.-S. Ryu, T. J. Marks and F. E. McDonald, *Org. Lett.*, 2001, **3**, 3091–3094; (m) Y. Chapurina, J. Hannedouche, J. Collin, R. Guillot, E. Schulz and A. Trifonov, *Chem. Commun.*, 2010, **46**, 6918–6920; (n) L. H. Lühning, C. Brahm, J. P. Nimoth, M. Schmidtman and S. Doye, *Z. Anorg. Allg. Chem.*, 2015, **641**, 2071–2082.
- 4 (a) J. Zheng, J. Qi and S. Cui, *Org. Lett.*, 2016, **18**, 128–131; (b) Y. Xi, T. W. Butcher, J. Zhang and J. F. Hartwig, *Angew. Chem., Int. Ed.*, 2016, **55**, 776–780; (c) Y. Yang, S.-L. Shi, D. Niu, P. Liu and S. L. Buchwald, *Science*, 2015, **349**, 62–66; (d) M. Villa and A. Jacobi von Wangelin, *Angew. Chem., Int. Ed.*, 2015, **54**, 11906–11908; (e) J. Gui, C.-M. Pan, Y. Jin, T. Qin, J. C. Lo, B. J. Lee, S. H. Spergel, M. E. Mertzman, W. J. Pitts, T. E. La Cruz, M. A. Schmidt, N. Darvatkar, S. R. Natarajan and P. S. Baran, *Science*, 2015, **348**, 886–891; (f) T. M. Nguyen, N. Manohar and D. A. Nicewicz, *Angew. Chem., Int. Ed.*, 2014, **53**, 6198–6201; (g) T. M. Nguyen and D. A. Nicewicz, *J. Am. Chem. Soc.*, 2013, **135**, 9588–9591.
- 5 For seminal works and reviews on CuH-catalysed formal hydroamination, see: (a) M. T. Pirnot, Y.-M. Wang and S. L. Buchwald, *Angew. Chem., Int. Ed.*, 2016, **55**, 48–57; (b) S. Zhu and S. L. Buchwald, *J. Am. Chem. Soc.*, 2014, **136**, 15913–15916; (c) S. Zhu, N. Niljianskul and S. L. Buchwald, *J. Am. Chem. Soc.*, 2013, **135**, 15746–15749; (d) Y. Miki, K. Hirano, T. Satoh and M. Miura, *Angew. Chem., Int. Ed.*, 2013, **52**, 10830–10834.
- 6 M. Viganò, F. Ferretti, A. Caselli, F. Ragaini, M. Rossi, P. Mussini and P. Macchi, *Chem. – Eur. J.*, 2014, **20**, 14451–14464.
- 7 (a) I. L. Fedushkin, A. A. Skatova, V. A. Chudakova and G. K. Fukin, *Angew. Chem., Int. Ed.*, 2003, **42**, 3294–3298; (b) I. L. Fedushkin, O. V. Kazarina, A. N. Lukoyanov, A. A. Skatova, N. L. Bazyakina, A. V. Cherkasov and E. Palamidis, *Organometallics*, 2015, **34**, 1498–1506; (c) I. L. Fedushkin, O. V. Maslova, E. V. Baranov and A. S. Shavyrin, *Inorg. Chem.*, 2009, **48**, 2355–2357.
- 8 While this work was in progress, Trifonov also reported on the catalytic activity of yttrium complexes bearing a different Schiff base for hydroamination reactions: (a) A. A. Kissel, T. V. Mahrova, D. M. Lyubov, A. V. Cherkasov, G. K. Fukin, A. A. Trifonov, I. Del Rosal and L. Maron, *Dalton Trans.*, 2015, **44**, 12137–12148; (b) A. A. Kissel, D. M. Lyubov, T. V. Mahrova, G. K. Fukin, A. V. Cherkasov, T. A. Glukhova, D. Cui and A. A. Trifonov, *Dalton Trans.*, 2013, **42**, 9211–9225.
- 9 While writing this paper we become aware that **3** has also been obtained by Fedushkin and coworkers by reducing 3,5-(CF₃)₂C₆H₃-BIAN with zinc in undried pyridine. However, the latter procedure requires heating at 110 °C for 10 h and affords a lower yield than ours: I. L. Fedushkin, A. A. Skatova, N. L. Bazyakina, V. A. Chudakova, N. M. Khvoynova, A. S. Nikipelov, O. V. Eremenko, A. V. Piskunov, G. K. Fukin and K. A. Lyssenko, *Russ. Chem. Bull.*, 2013, **62**, 1815–1828.
- 10 I. L. Fedushkin, V. A. Chudakova, G. K. Fukin, S. Dechert, M. Hummert and H. Schumann, *Russ. Chem. Bull.*, 2004, **53**, 2744–2750.
- 11 I. L. Fedushkin, N. M. Khvoynova, A. Y. Baurin and G. K. Fukin, *Russ. Chem. Bull.*, 2006, **55**, 451–456.
- 12 B. Wang, D. Wang, D. Cui, W. Gao, T. Tang, X. Chen and X. Jing, *Organometallics*, 2007, **26**, 3167–3172.
- 13 Y. Chapurina, H. Ibrahim, R. Guillot, E. Kolodziej, J. Collin, A. Trifonov, E. Schulz and J. Hannedouche, *J. Org. Chem.*, 2011, **76**, 10163–10172.
- 14 F. Estler, G. Eickerling, E. Herdtweck and R. Anwender, *Organometallics*, 2003, **22**, 1212–1222.
- 15 C. Queffelec, F. Boeda, A. Pouilhes, A. Meddour, C. Kouklovsky, J. Hannedouche, J. Collin and E. Schulz, *ChemCatChem*, 2011, **3**, 122–126.
- 16 I. Aillaud, J. Collin, C. Duhayon, R. Guillot, D. Lyubov, E. Schulz and A. Trifonov, *Chem. – Eur. J.*, 2008, **14**, 2189–2200.
- 17 I. Aillaud, K. Wright, J. Collin, E. Schulz and J.-P. Mazaleyrat, *Tetrahedron: Asymmetry*, 2008, **19**, 82–92.
- 18 (a) S. D. Ittel, L. K. Johnson and M. Brookhart, *Chem. Rev.*, 2000, **100**, 1169–1203; (b) D. J. Tempel, L. K. Johnson, R. L. Huff, P. S. White and M. Brookhart, *J. Am. Chem. Soc.*, 2000, **122**, 6686–6700; (c) J. Merna, Z. Host'alek, J. Peleska and J. Roda, *Polymer*, 2009, **50**, 5016–5023; (d) A. Meduri, T. Montini, F. Ragaini, P. Fornasiero, E. Zangrando and B. Milani, *ChemCatChem*, 2013, **5**, 1170–1183.
- 19 (a) A. Scarel, M. R. Axet, F. Amoroso, F. Ragaini, C. J. Elsevier, A. Holuigue, C. Carfagna, L. Mosca and B. Milani, *Organometallics*, 2008, **27**, 1486–1494; (b) F. Ragaini, S. Cenini and S. Tollari, *J. Mol. Catal.*, 1993, **85**, L1–L5; (c) F. Ragaini, S. Cenini, S. Tollari, G. Tummolillo and R. Beltrami, *Organometallics*, 1999, **18**, 928–942; (d) F. Ragaini, S. Cenini and M. Gasperini, *J. Mol. Catal. A: Chem.*, 2001, **174**, 51–57.
- 20 (a) M. Gasperini, F. Ragaini and S. Cenini, *Organometallics*, 2002, **21**, 2950–2957; (b) R. van Asselt, C. J. Elsevier, W. J. J. Smeets, A. L. Spek and R. Benedix, *Recl. Trav. Chim. Pays-Bas*, 1994, **113**, 88–98.
- 21 S. W. Hong, S. Tian, M. V. Metz and T. J. Marks, *J. Am. Chem. Soc.*, 2003, **125**, 14768–14783.
- 22 J. Y. Kim and T. Livinghouse, *Org. Lett.*, 2005, **7**, 1737–1739.
- 23 B. D. Stubbert and T. J. Marks, *J. Am. Chem. Soc.*, 2007, **129**, 4253–4271.
- 24 P. D. Knight, I. Munslow, P. N. O'Shaughnessy and P. Scott, *Chem. Commun.*, 2004, 894–895.
- 25 D. V. Gribkov, K. C. Hultsch and F. Hampel, *J. Am. Chem. Soc.*, 2006, **128**, 3748–3759.

