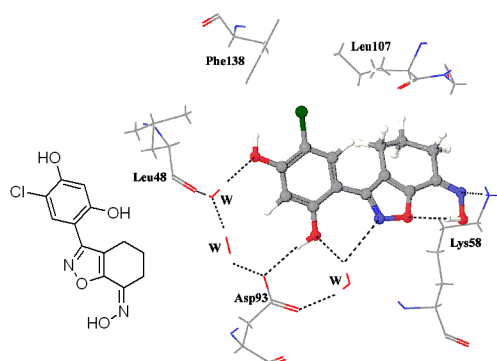


Graphical abstract

Synthesis of 5,6-dihydro-4*H*-benzo[*d*]isoxazol-7-one and 5,6-dihydro-4*H*-isoxazolo[5,4-*c*]pyridin-7-one derivatives as potential Hsp90 inhibitors

Loana Musso,^{*} Raffaella Cincinelli, Giuseppe Giannini, Fabrizio Manetti, Sabrina Dallavalle



A series of 5,6-dihydro-4*H*-benzo[*d*]isoxazol-7-ones and 5,6-dihydro-4*H*-isoxazolo[5,4-*c*]pyridin-7-ones was designed, synthesized, and assayed to investigate their affinity to Hsp90 protein. Compounds carrying a resorcinol-like fragment showed a remarkable inhibitory effect on Hsp90. Docking calculations were performed to investigate the orientation of the new compounds within the binding site of the enzyme.

Synthesis of 5,6-dihydro-4*H*-benzo[*d*]isoxazol-7-one and 5,6-dihydro-4*H*-isoxazolo[5,4-*c*]pyridin-7-one derivatives as potential Hsp90 inhibitors

Loana Musso^{1,*}, Raffaella Cincinelli¹, Giuseppe Giannini², Fabrizio Manetti³, Sabrina Dallavalle¹

¹Department of Food, Environmental and Nutritional Sciences, Division of Chemistry and Molecular Biology, University of Milano, via Celoria 2, I-20133 Milan, Italy.

²R&D Sigma-Tau Industrie Farmaceutiche Riunite S.p.A., via Pontina Km 30,400, I-00040, Pomezia, Italy.

³Dipartimento di Biotecnologie, Chimica e Farmacia, Università degli Studi di Siena, via A. Moro 2, I-53100 Siena, Italy.

*Corresponding author: Loana Musso, loana.musso@unimi.it

Abstract. A novel class of 5,6-dihydro-4*H*-benzo[*d*]isoxazol-7-ones and 5,6-dihydro-4*H*-isoxazolo[5,4-*c*]pyridin-7-ones was designed, synthesized, and assayed to investigate their affinity to Hsp90 protein.

The synthetic route was based on a 1,3-dipolar cycloaddition of nitriloxides, generated in situ from suitable benzaldoximes, to 2-bromocyclohex-2-enones or 3-bromo-5,6-dihydro-1*H*-pyridin-2-ones. Whereas all the compounds bearing a benzamide group on the bicyclic scaffold were devoid of activity, the derivatives carrying a resorcinol-like fragment showed a remarkable inhibitory effect on Hsp90. Docking calculations were performed to investigate the orientation of the new compounds within the binding site of the enzyme.

Running title: New scaffolds as Hsp90 inhibitors

Key words: Hsp90 inhibitors, synthesis, isoxazoles, anticancer, docking calculations

Heat shock protein 90 (Hsp90) is a molecular chaperone, which is essential for a wide range of protein assembly, trafficking, folding and degradation processes (1). Multiple signal transduction pathways implicated in the regulation of cell proliferation and survival are dependent on Hsp90 (2). Several Hsp90 client proteins are involved in critical processes, including cell-cycle regulation and apoptosis. The heat shock proteins are often overexpressed in tumour cells, and this supports their

ability to survive under unfavourable stress conditions (e.g., hypoxia and acidosis), as well as to facilitate rapid somatic evolution (3).

The discovery and characterization of natural compounds inhibiting Hsp90, such as geldanamycin and radicicol (Figure 1), have validated this molecular chaperone as a therapeutic target. Geldanamycin (4) inhibitory activity is mainly due to a competition with the ATP binding to the N-terminus of the protein. Radicicol (5), a natural macrocyclic antifungal antibiotic, inhibits Hsp90 by interacting with the same site of action of geldanamycin. Due to its chemical instability, this compound could not be developed, but it served as a template for the discovery of new Hsp90 inhibitors. In particular, the presence of a resorcinol-like fragment was found to be extremely important to drive the binding mode and to get a strong interaction with the enzyme either in radicicol and other synthetic series of compounds (6-8).

The investigation and clinical development of Hsp90 inhibitors continue to progress. Currently, a number of highly specific compounds are undergoing clinical trials, and an impressive growth in scientific literature confirms the great interest towards this target (9). However, to date, there are no FDA approved Hsp90-targeting agents for clinical use. For all these reasons, the finding of novel chemotypes that fully satisfy requisites of safety and stability still remains an interesting and promising goal.

Previous reports supported the hypothesis that the presence of the isoxazole nucleus could exert a key role in the docking of compounds to the ATP binding site of the enzyme. In fact, synthetic compounds containing this heterocyclic moiety have shown potent and selective inhibition of Hsp90 (6,10,11).

Recently, a structural investigation on the isoxazole scaffold led us to discover a new class of 4,5,6,7-tetrahydroisoxazolo-[4,5-*c*]pyridines containing an isoxazole nucleus fused with a tetrahydropyridine ring (12). Other structures described in recent papers, containing condensed bicyclic groups, have been very successful in targeting Hsp 90 (7,8,13). Thus, we envisaged that the isoxazole scaffold could be fused to other rings in order to build novel series of potential Hsp90 inhibitors with a bicyclic core structure.

Based on preliminary computational fitting experiments of isoxazole-based molecules on the Hsp90 X-ray structure, we selected compounds with a 5,6-dihydro-4*H*-benzo[*d*]isoxazol-7-one (**1**, X = CH₂, Scheme 1) or a 5,6-dihydro-4*H*-isoxazolo[5,4-*c*]pyridin-7-one (**1**, X = NH, Scheme 1) scaffold as starting points for further investigation. Our exploration was focused on the expansion of the core structure within the ATP binding site, by adding groups able to improve its fitting to the pocket. In particular, we planned to link the bicyclic system either to a resorcinol-like group or to a primary

benzamide moiety, being both these fragments able to confer tight binding into the ATP binding pocket (14).

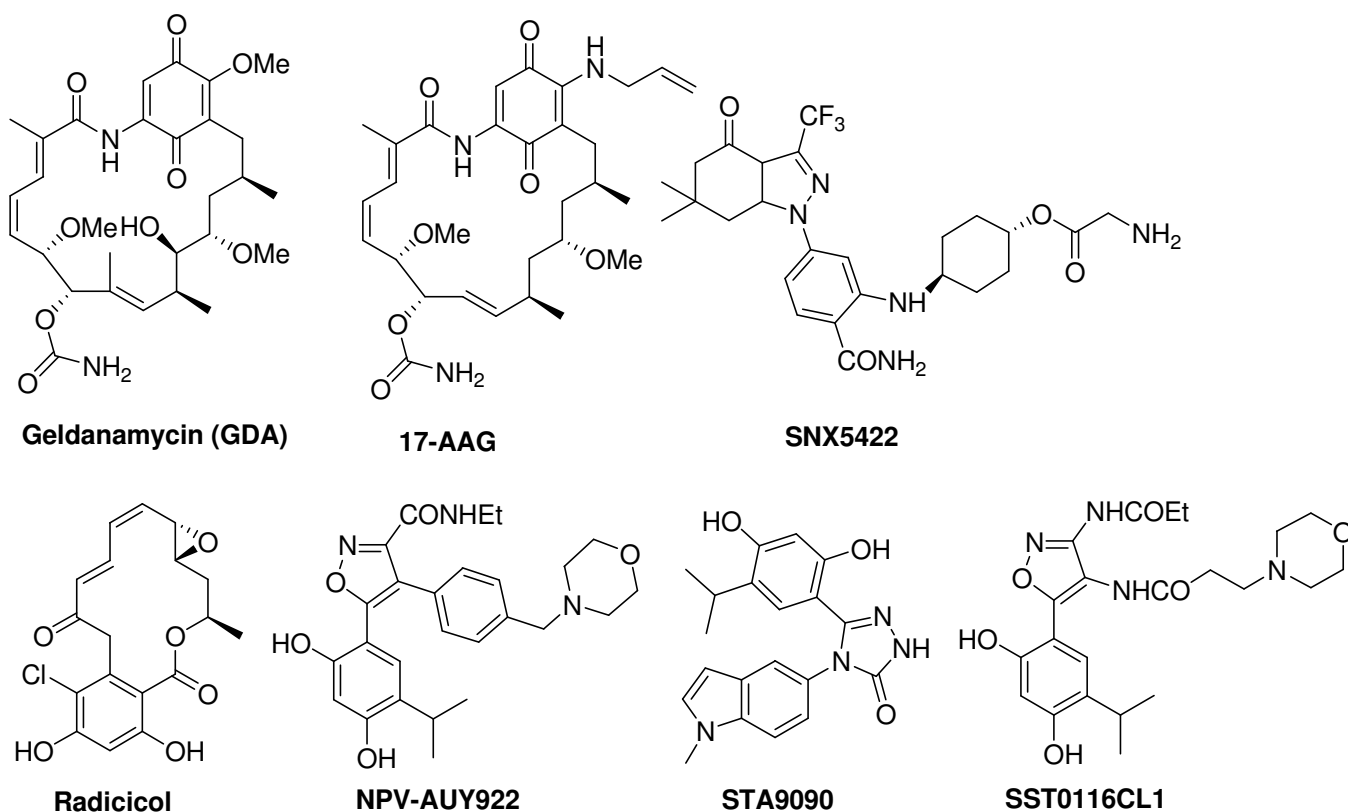
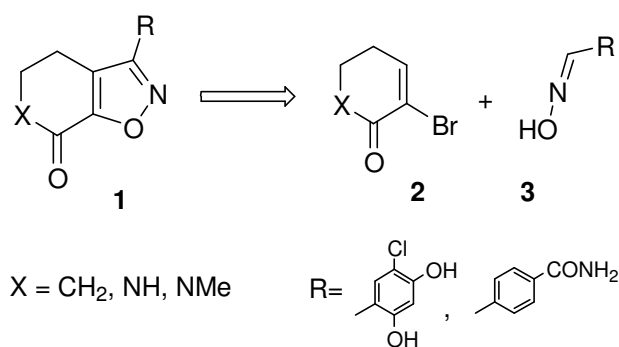


Figure 1. Hsp90 inhibitors.

The synthetic route used for the preparation of compounds **1** was based on a 1,3-dipolar cycloaddition of nitriloxides, generated in situ from suitable benzaldoximes, to 2-bromocyclohex-2-enones or 3-bromo-5,6-dihydro-1*H*-pyridin-2-ones. (Scheme 1)

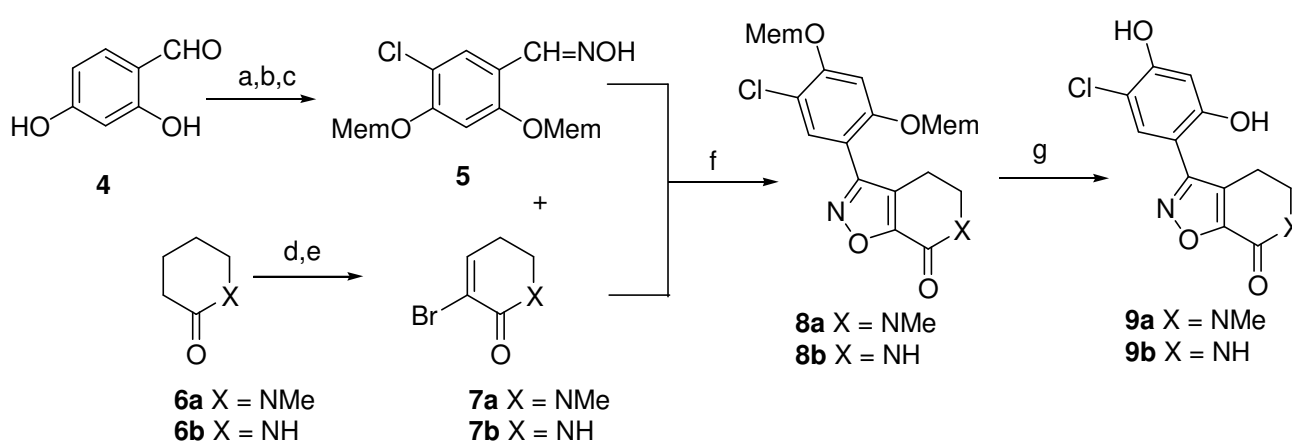


Scheme 1

Literature reports (15) show that cycloaddition of aryl nitriloxides to cyclohexenones affords 4-acylisoxazolines. Similarly, cycloaddition to α,β -unsaturated lactams affords mainly 4-

carboxamidoisoxazolines with high regioselectivity (16). Thus, in order to reverse the regiochemistry of the reaction, we planned to use lactams and ketones with a bromine atom in alpha position with respect to the carbonyl group. Following this strategy, the isoxazole could be obtained in one step, due to the spontaneous isoxazoline dehydrobromination.

The key fragment **5** was obtained in three steps, starting from commercially available 2,4-dihydroxybenzaldehyde **4** (Scheme 2). Chlorination of **4** with NCS, followed by protection of the phenol groups with 2-methoxyethoxymethyl chloride, afforded 5-chloro-2,4-bis-(2-methoxyethoxymethoxy)benzaldehyde. This intermediate was then converted into the corresponding oxime **5** by reaction with $\text{NH}_2\text{OH}\cdot\text{HCl}$ and pyridine in ethanol.

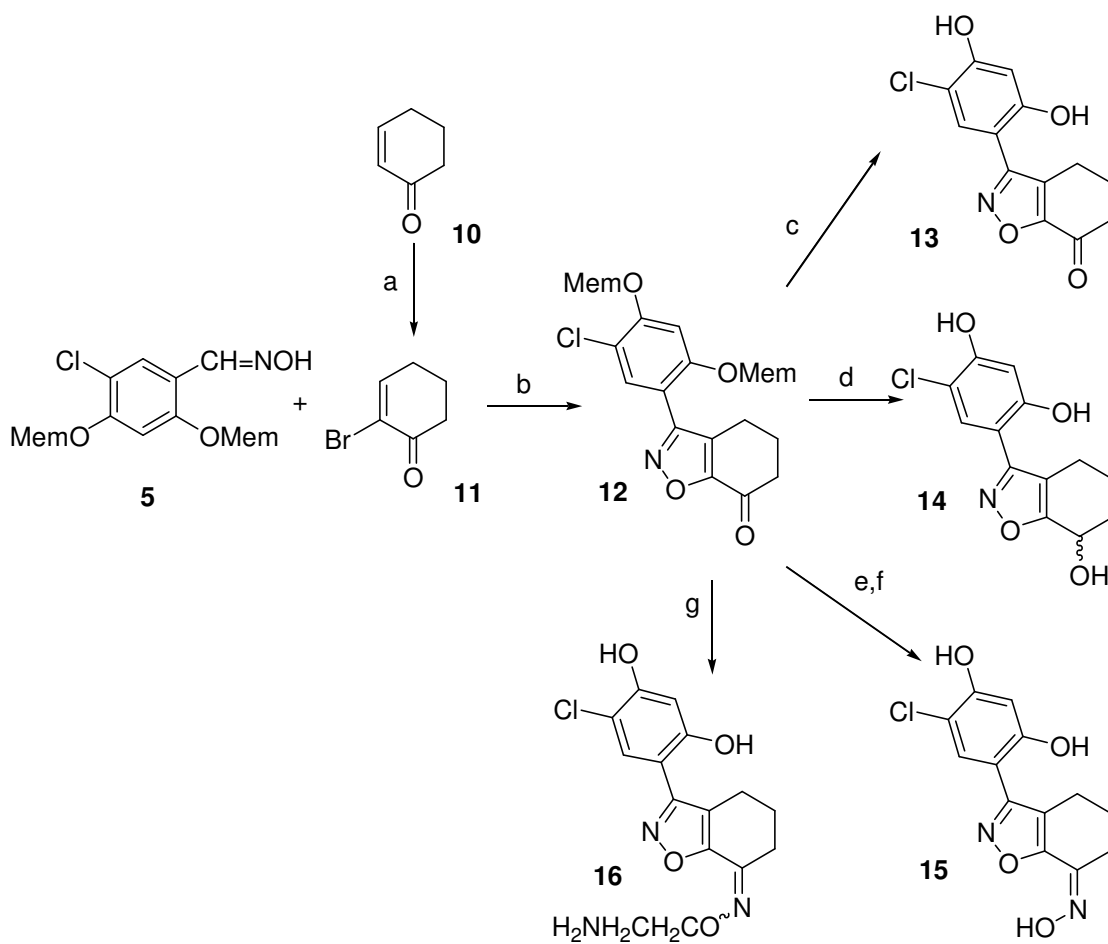


Reagents and conditions: a) NCS, CHCl_3 , 6h, reflux, 89%; b) 2-methoxyethoxymethyl chloride, $i\text{Pr}_2\text{EtN}$, THF, 24 h, r.t.; c) $\text{NH}_2\text{OH}\cdot\text{HCl}$, py, EtOH, 4h, reflux, 71%; d) PCl_5 , ZnCl_2 , Br_2 , CHCl_3 , 0°C , r.t., 54% from **6a** and 60% from **6b**; e) CaCO_3 , DMF, 88% for **7a** and 69% for **7b**; f) NCS, Al_2O_3 , CH_2Cl_2 , r.t., 67% for **8a** and 57% for **8b**; g) HCl (10%), CH_3OH , reflux, 43% for **9a** and 76% for **9b**.

Scheme 2

Compound **7a** was obtained starting from N-methylpiperidone, which was brominated to obtain 1-methyl-3,3-dibromo-2-piperidone (17). Dehydrobromination with CaCO_3 in DMF at 80°C gave **7a** in good yield (18). Similarly, compound **7b** was obtained from δ -valerolactone (19). Cycloaddition of **5** to **7a** and **7b** was performed in dichloromethane at room temperature by generating the nitriloxide in situ with NCS and Al_2O_3 , to obtain **8a** and **8b**, respectively (20). Finally, deprotection of the phenol groups gave compounds **9a-b**.

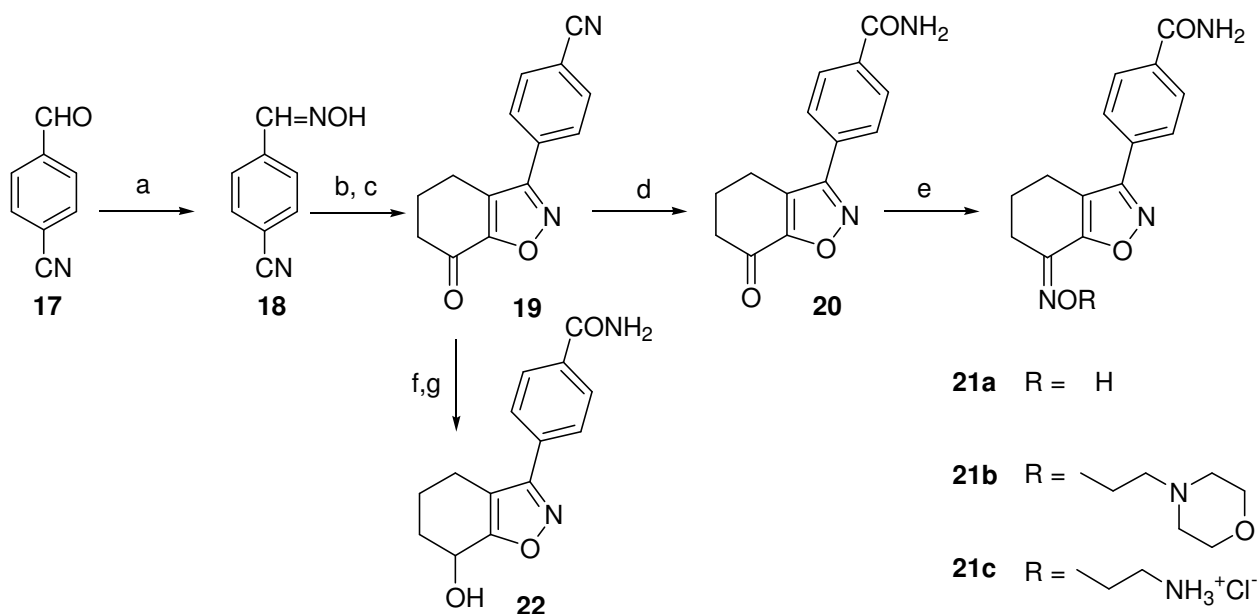
Cycloaddition of **5** to **11**, on its turn obtained from cyclohexen-2-one (21), afforded **12**, which was deprotected by 10% HCl to give **13** (Scheme 3). To investigate the role of the carbonyl group in **13**, a series of analogues were prepared starting from the intermediate **12**. Treatment with NaBH_4 and CeCl_3 , followed by HCl, gave the reduced compound **14**. Reaction of **12** with hydroxylamine hydrochloride and O-(2-aminoethylhydroxylamine) gave the oximes **15** and **16**, respectively.



Reagents and conditions: a) Br_2 , TEA, CH_2Cl_2 , 0°C then rt, 86%; b) NCS, Al_2O_3 , CH_2Cl_2 , r.t., 49%; c) HCl (10%), CH_3OH , reflux, 61%; d) $\text{CeCl}_3 \cdot 7\text{H}_2\text{O}$, NaBH_4 , CH_3OH , HCl (10%), 55%; e) $\text{NH}_2\text{OH} \cdot \text{HCl}$, Py, EtOH, reflux; f) TFA, CH_2Cl_2 , 75%; g) $\text{NH}_2\text{OCH}_2\text{CH}_2\text{NH}_2 \cdot \text{HCl}$, Py, EtOH, reflux, 44%.

Scheme 3

A series of analogues with the benzamide moiety was prepared following the same synthetic strategy (Scheme 4). The 4-(hydroxyiminomethyl)benzonitrile **18** was prepared from 4-cyanobenzaldehyde **17** by reaction with hydroxylamine hydrochloride and pyridine in ethanol (22). The cycloaddition reaction, performed following the conditions previously described, afforded **19** in 20% yield. The yield was increased to 38% when the 4-cyanobenzaldehyde chlorooxime obtained reacting **19** with N-chlorosuccinimide in DMF, was reacted with the dipolarophile **11** in the presence of $(\text{Bu}_3\text{Sn})_2\text{O}$ at room temperature (23). Amide **20** was obtained by reaction of **19** with H_2O_2 and NaOH. Similarly to compound **13**, compound **20** was converted to oximes **21a-c** by reaction with suitable hydroxylamines, whereas compound **22** was obtained by reduction with NaBH_4 , followed by treatment with H_2O_2 .



Reagents and conditions: a) $\text{NH}_2\text{OH}\cdot\text{HCl}$, py, EtOH, reflux, 71%; b) NCS, CH_2Cl_2 , r.t.; c) **11**, $(\text{Bu}_3\text{Sn})_2\text{O}$, CH_2Cl_2 , rt, 38%; d) H_2O_2 , NaOH 6N, EtOH, 57%; e) $\text{NH}_2\text{OR}\cdot\text{HCl}$, Py, EtOH, reflux, 58%; **21a**: 58%, **21b**: 41%, **21c**: 50%; f) $\text{CeCl}_3\cdot 7\text{H}_2\text{O}$, NaBH_4 , CH_3OH , HCl (10%), 55%; g) H_2O_2 , NaOH 6N, EtOH, 94%.

Scheme 4

The binding affinity to Hsp90 of synthesized compounds was determined by a fluorescence polarization (FP) assay (24). The results are summarized in Table 1.

Table 1. Binding affinity to Hsp90 of synthesized compounds.

Compound	Hsp90 (FP) (IC_{50} , μM)
17-AAG	1.09 ± 0.05
9a	10.0 ± 0.8
9b	1.60 ± 0.04
13	4.8 ± 0.1
14	26 ± 1
15	0.8 ± 0.1
16	6.3 ± 0.1
20	>100
21a	>100
21b	>100
21c	>100
22	>100

The most striking result was the lack of activity showed by compounds carrying the benzamide moiety. In fact, either the parent compound **20** or the derivatives **21a-c** and **22** were devoid of Hsp90 inhibitory activity. The compounds with a resorcinol-like moiety appeared more promising. In fact, almost all the tested compounds showed inhibitory activity with IC_{50} less than 10 μM .

Compound **15**, with an oxime group, showed a notable binding ability ($IC_{50} = 0.8 \mu M$). The reduction of the carbonyl group (as in **14**) caused a decrease of activity. ($IC_{50} = 26 \mu M$). Also the introduction of a methyl group on the dihydropyridone moiety (**9b** vs **9a**) resulted detrimental for activity.

According to the previous data, the compounds with the resorcinol fragment (**9a-b**, **13-16**) showed the most interesting profile, and two of them (namely, **9b** and **15**) had ability to bind Hsp90 comparable to or slightly better than that of the reference compound 17-AAG (1.6 and $0.8 \mu M$ vs $1.1 \mu M$, respectively).

To gain a more precise picture of the interaction mode of these compounds with Hsp90, a computational protocol consisting in molecular docking calculations and energy minimization of the resulting complexes was set up. For this purpose, the structure of Hsp90 was taken from the crystallographic coordinates of its complex with NVP-AUY933 (PDB entry 2VCI) (6) and used as a template. Docking simulations and energy minimization were performed as previously described for other Hsp90 triazole inhibitors (25).

An analysis of the complexes resulting from docking calculations showed that the orientation of the new compounds **9a-b**, **13-16** within the binding site is very similar to that previously found for different Hsp90 inhibitors (25), with the resorcinol moiety deeply located within the cavity, while the remaining part of the molecule pointed toward the solvent (Figure 2). In further detail, the *o*-hydroxy group is involved in a direct and in a water-bridged (HOH2233) hydrogen bond with the terminal carboxyl group of Asp93. On the other hand, the *p*-hydroxy group makes a water-mediated (HOH2232) hydrogen bond with the carbonyl group of Leu48. The chlorine atom is accommodated by a large hydrophobic cavity delimited by Phe138 and Leu107 side chains. Moreover, also the isoxazole nitrogen atom interacts with the carboxyl terminus of Asp93 by a water-mediated (HOH2233) hydrogen bond. The oxime nitrogen of the most active compound (**15**) interacts with the ammonium group of the Lys58 side chain, whereas the endocyclic oxygen is involved in an intramolecular hydrogen bond with the terminal OH group of the oxime moiety. The saturated portion of the six-membered condensed ring does not show any significant hydrophobic interaction with the protein.

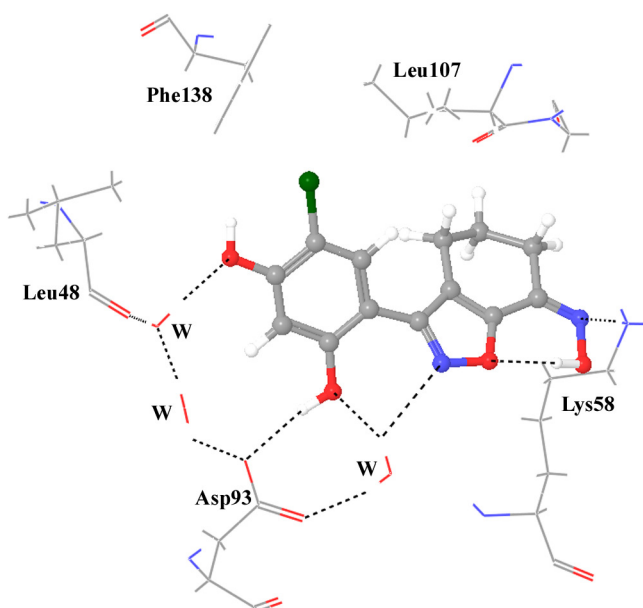


Figure 2. Graphical representation of the complex between Hsp90 and **15** (ball and stick notation) as derived from molecular docking calculations and energy minimization. The resorcinol hydroxy groups and the isoxazole nitrogen atom make hydrogen bond interactions mediated by water molecules (W). The carboxy terminus of Asp93 interacts directly with the *o*-hydroxy group of the ligand. The oxime OH group makes an intramolecular hydrogen bond with the heterocyclic oxygen, while the oxime nitrogen atom interacts by hydrogen bond with the terminal ammonium group of Lys58 side chain. Hydrophobic contacts between the chlorine substituent and the side chains of Phe138 and Leu107 are also found. For the sake of clarity, only few amino acid residues are displayed and labeled, while hydrogen bonds are depicted as dashed black lines.

In summary, we have designed and synthesized a novel class of 5,6-dihydro-4*H*-benzo[*d*]isoxazol-7-ones and 5,6-dihydro-4*H*-isoxazolo[5,4-*c*]pyridin-7-ones to investigate their affinity to Hsp90 protein. Whereas all the compounds having a benzamide group on the bicyclic scaffold were devoid of activity, all the derivatives carrying a resorcinol-like fragment showed an inhibitory effect on the enzyme. In particular, **15** possessed a remarkable binding ability ($IC_{50} = 0.8 \mu M$), slightly better than that of the reference compound (17-AAG). On this basis, it could be considered as a useful starting point for medicinal chemists involved in designing new scaffolds in the field of Hsp90 inhibitors.

Work is in progress to investigate structural changes of the resorcinol portion, as well as of the bicyclic moiety, to enhance the fitting into the Hsp90 ATP binding pocket and to improve the activity of the compounds.

References

- Whitesell L., Lindquist S. L. (2005) Hsp90 and the chaperoning of cancer. *Nat. Rev. Cancer* 5: 761-772.

2. Morimoto R. I., Kline M. P., Bimston D. N. Cotto (1997) The heat-shock response: regulation and function of heat-shock proteins and molecular chaperones. *Essays Biochem.* 32:17-29.
3. Neckers L., Workman P. (2012) Hsp90 molecular chaperone inhibitors: are we there yet? *Clinical Cancer Research* 18: 64-76.
4. Gorska M., Popowska U., Sielicka-Dudzin A., Kuban-Jankowska A., Sawczuk W., Knap N., Cicero G., Wozniak F. (2012) Geldanamycin and its derivatives as Hsp90 inhibitors. *Frontiers in Bioscience* 17: 2269-2277.
5. Sharma S.V., Agatsuma T, Nakano H. (1998) Targeting of the protein chaperone, HSP90, by the transformation suppressing agent, radicicol. *Oncogene* 16: 2639-2645.
6. Brough P. A., Aherne W., Barril X., Borgognoni, J., Boxall K., Cansfield J. E., Cheung K.-M. J., Collins I., Davies N. G. M., Drysdale M. J., Dymock B., Eccles S. E., Finch H., Fink A., Hayes A., Howes R., Hubbard R. E., James K., Jordan A. M., Lockie A., Martins V., Massey A., Matthews T. P., McDonald E., Northfield C. J., Pearl L. H., Prodromou C., Ray S., Raynaud F. I., Roughley S. D., Sharp S. Y., Surgenor A., Walmsley D. L., Webb P., Wood M., Workman P., Wright L. (2008) 4,5-Diarylisoxazole Hsp90 chaperone inhibitors: potential therapeutic agents for the treatment of cancer. *J. Med. Chem.* 51: 196–218.
7. Kung P.-P, Huang B., Zhang G., Zhou J.Z., Wang J., Digits J.A., Skaptason J., Yamazaki S., Neul D., Zientek M., Elleraas J., Mehta P., Yin M.-J., Hickey M.J., Gajiwala K.S., Rodgers C., Davies J.F. II, Gehring M.R. (2010) Dihydroxyphenylisoindoline amides as orally bioavailable inhibitors of the heat shock protein 90 (Hsp90) molecular chaperone. *J. Med. Chem* 53: 499-503.
8. Murray C.W., Carr M.G., Callaghan O., Chessari G., Congreve M., Cowan S., Coyle J.E., Downham R., Figueroa E., Frederickson M., Graham B., McMenamin R., O'Brien M.A., Patel S., Phillips T.R., Williams G., Woodhead A.J., Woolford A.J.-A. (2010) Fragment-based drug discovery applied to Hsp90. Discovery of two Lead series with high ligand efficiency, *J. Med. Chem* 53: 5942-5955.
9. Bhat R., Tummalapalli S. R., Rotella D. P. (2014) Progress in the Discovery and Development of Heat Shock Protein 90 (Hsp90) Inhibitors *J. Med. Chem.* 57: 8718-8728.
10. Bargiotti A., Musso L., Dallavalle S., Merlini L., Gallo G., Ciacci A., Giannini G., Cabri W., Penco S., Vesci L., Castorina M., Milazzo F. M., Cervoni M. L., Barbarino M., Pisano C., Giommarelli C., Zuco V., De Cesare M., Zunino F. (2012) Isoxazolo(aza)naphthoquinones: A new class of cytotoxic Hsp90 inhibitors. *Eur. J. Med. Chem.* 53: 64-75.
11. Gopalsamy A., Shi M., Golas J., Vogan E., Jacob J., Johnson M., Lee F., Nilakantan R., Petersen R., Svenson K., Chopra R., Tam M. S., Wen Y., Ellingboe J., Arndt K., Boschelli F.

(2008) Discovery of Benzisoxazoles as Potent Inhibitors of Chaperone Heat Shock Protein 90. *J. Med. Chem.* 51: 373–375.

12. Baruchello R., Simoni D., Marchetti P., Rondanin R., Mangiola S., Costantini C., Meli M., Giannini G., Vesci L., Carollo V., Brunetti T., Battistuzzi G., Tolomeo M., Cabri W. (2014) 4,5,6,7-Tetrahydro-isoxazolo-[4,5-c]-pyridines as a new class of cytotoxic Hsp90 inhibitors. *Eur. J. Med. Chem.* 76: 53-60.

13. Woodhead A.J., Angove H., Carr M.G., Chessari G., Congreve M., Coyle J.E., Cosme J., B.Graham, Day P.J., Downham R., Fazal L., Feltell R., Figueroa E., Frederickson M., Lewis J., McMenamain R., Murray C.W., O'Brien M.A., Parra L., Patel S., Phillips T., Rees D.C., Rich S., Smith D.-M., Trewartha G., Vinkovic M., Williams B., Woolford A.J.-A. (2010) Discovery of (2,4-Dihydroxy-5-isopropylphenyl)-[5-(4-methylpiperazin-1-ylmethyl)-1,3-dihydroisoindol-2-yl] methanone (AT13387), a novel inhibitor of the molecular chaperone Hsp90 by fragment based drug design. *J. Med. Chem.* 53: 5956-5969.

14. Huang K. H., Veal J. M., Fadden R. P., Rice J. W., Eaves J., Strachan J.-P., Barabasz A. F., Foley B. E., Barta T. E., Ma W., Silinski M. A., Hu M., Partridge J. M., Scott A., DuBois L. G., Freed T., Steed P.M., Ommen A. J., Smith E. D., Hughes P. F., Woodward A. R., Hanson G. J., McCall W. S., Markworth C. J., Hinkley L., enksM. J, Geng L., Lewis M., Otto J., Pronk B., Verleysen K., Hall S. E. (2009) Discovery of Novel 2-Aminobenzamide Inhibitors of Heat Shock Protein 90 as Potent, Selective and Orally Active Antitumor Agents *J. Med. Chem.* 52: 4288–4305.

15. C. J. Easton, C. M. Hughes, E. R. T. Tiekink, C. E. Lubin, G. P. Savage, G. W. Simpson (1994) Reversal of regiochemistry in the synthesis of isoxazoles by nitrile oxide cycloadditions. *Tetrahedron Lett.* 35: 3589-3592.

16 Caramella P., Reami D., Falzoni M., Quadrelli P. (1999) Cycloaddition of nitriloxides to cyclic and acyclic α,β -unsaturated amides. Frontier orbital interaction and unexpected steric drift determine regiochemistry. *Tetrahedron* 55: 7027-7044.

17. Grimm J. B., Stablesb J. P., Browna M. L. (2003) Design, Synthesis, and Development of Novel Caprolactam Anticonvulsants. *Bioorg. Med. Chem.* 11: 4133-4141.

18. Martin A. R., Mallick S. K., Caputo J. F. (1974) 1,4-Benzodioxanes. I. A Synthesis Involving the Reaction of α -Halo Michael Acceptors with Catechol. *J. Org. Chem.* 39: 1808-1811.

19. Yuelin Wu, Xiao Min, Chunlin Zhuang, Jin Li, Zhiliang Yu, Guoqiang Dong, Jiangzhong Yao, Shengzheng Wang, Yang Liu, Shanchao Wu, Shiping Zhu, Chunquan Sheng, Yunyang Wei, Huojun Zhang, Wannian Zhang, Zhenyuan Miao (2014) Design, synthesis and biological activity of piperlongumine derivatives as selective anticancer agents. *Eur. J. Med. Chem.* 82: 545-551.

20. Syassi B., Bougrin K., Soufiaoui M. (1997) Addition Dipolaire-1,3- des arylnitriloxides avec quelques dipolaphiles olefiniques sur alumina en milieu sec et sous micro-ondes. *Tetrahedron Lett.* 38: 8855-8858.
21. Yinyong Sun, Huamin Wang, Roel Prins (2008) Synthesis of 4,6-dimethyl-tetrahydro- and hexahydro-dibenzothiophene. *Tetrahedron Lett.* 49: 2063–2065.
22. Patrick D. A., Bakunov S.A., Bakunova S. M, Wenzler T., Brun R., Tidwell R. R. (2014) Antiprotozoal activity of dicationic 3,5-diphenylisoxazoles, their prodrugs and aza-analogues. *Bioorg. Med. Chem.*22: 559–576.
23. Moriya O., Takenaka H., Iyoda M, Urata Y. T. Endo (1994) Generation of nitrite oxides via O-tributylstannyl aldoximes; application to the synthesis of isoxazolines and isoxazoles. *J. Chem. Soc. Perkin Trans. 1*: 413-417.
24. Musso L., Dallavalle S., Merlini L., Bava A., Nasini G., Penco S., Giannini G., Giommarelli C., De Cesare A., Zuco V., Vesce L., Pisano C., Dal Piaz F., De Tommasi N., Zunino F. (2010) Natural and semisynthetic azaphilones as a new scaffold for Hsp90 inhibitors. *Bioorg. Med. Chem.*18: 6031-6043.
25. Taddei M., Ferrini S., Giannotti L., Corsi M., Manetti F., Giannini G., Vesce L., Milazzo F. M., Alloatti D., Guglielmi M. B., Castorina M., Cervoni M. L., Barbarino M., Foderà R., Carollo V., Pisano C., Armaroli S., Cabri W. (2014) Synthesis and evaluation of new Hsp90 inhibitors based on a 1,4,5-trisubstituted 1,2,3-triazole scaffold. *J. Med. Chem.* 57: 2258-2274.