



Elliott, Alison M; Roestenberg, Meta; Wajja, Anne; Opio, Christopher; Angumya, Francis; Adriko, Moses; Egesa, Moses; Gitome, Serah; Mfutso-Bengo, Joseph; Bejon, Philip; Kapulu, Melissa; Seager, Zoe; Lutalo, Tom; Nazziwa, Winfred Badanga; Muwumuza, Asuman; Yazdanbakhsh, Maria; Kaleebu, Pontiano; Kabatereine, Narcis; Tukahebwa, Edridah (2018) Ethical and scientific considerations on the establishment of a controlled human infection model for schistosomiasis in Uganda: report of a stakeholders' meeting held in Entebbe, Uganda. *AAS open research*, 1. 2-. DOI: <https://doi.org/10.12688/aasopenres.12841.1>

Downloaded from: <http://researchonline.lshtm.ac.uk/4651678/>

DOI: [10.12688/aasopenres.12841.1](https://doi.org/10.12688/aasopenres.12841.1)

Usage Guidelines




Please refer to usage guidelines at <http://researchonline.lshtm.ac.uk/policies.html> or alternatively contact researchonline@lshtm.ac.uk.

Available under license: <http://creativecommons.org/licenses/by/2.5/>



OPEN LETTER

Ethical and scientific considerations on the establishment of a controlled human infection model for schistosomiasis in Uganda: report of a stakeholders' meeting held in Entebbe, Uganda. [version 1; referees: 2 approved]

Alison M. Elliott ¹, Meta Roestenberg², Anne Wajja¹, Christopher Opio³, Francis Angumya³, Moses Adriko ⁴, Moses Egesa ^{1,5}, Serah Gitome⁶, Joseph Mfutso-Bengo⁷, Philip Bejon⁸, Melissa Kapulu⁸, Zoe Seager⁹, Tom Lutalo¹⁰, Winfred Badanga Nazziwa¹¹, Asuman Muwumuza¹², Maria Yazdanbakhsh², Pontiano Kaleebu^{1,10}, Narcis Kabatereine^{4,13}, Edridah Tukahebwa⁴

¹Medical Research Council/Uganda Virus Research Institute and London School of Hygiene & Tropical Medicine (MRC/UVRI and LSHTM) Uganda Research Unit, Entebbe, P.O. Box 49, Uganda

²Department of Parasitology, Leiden University Medical Center, Leiden, Netherlands

³Department of Medicine, College of Health Sciences, Makerere University, Kampala, P.O. Box 7072, Uganda

⁴Vector Control Division, Ministry of Health of Uganda, Kampala, Uganda

⁵Department of Medical Microbiology, School of Biomedical Sciences, College of Health Sciences, Makerere University, Kampala, Uganda

⁶Kenya Medical Research Institute (KEMRI), Nairobi, Kenya

⁷Centre for Bioethics for Eastern and Southern Africa, School of Public Health and Family Medicine, College of Medicine, University of Malawi, Blantyre, Malawi

⁸KEMRI-Wellcome Trust Research Programme, Kilifi, Kenya

⁹Wellcome Trust, London, UK

¹⁰Uganda Virus Research Institute, Entebbe, Uganda

¹¹Uganda National Council for Science and Technology, Kampala, Uganda

¹²Mukono District Local Government, Mukono, Uganda

¹³Schistosomiasis Control Initiative, Faculty of Medicine, School of Public Health, Imperial College London, London, UK

v1 First published: 18 Apr 2018, 1:2 (doi: [10.12688/aasopenres.12841.1](https://doi.org/10.12688/aasopenres.12841.1))
Latest published: 18 Apr 2018, 1:2 (doi: [10.12688/aasopenres.12841.1](https://doi.org/10.12688/aasopenres.12841.1))


Abstract

Controlled human infection (CHI) models are gaining recognition as an approach to accelerating vaccine development, for use in both non-endemic and endemic populations: they can facilitate identification of the most promising candidate vaccines for further trials and advance understanding of protective immunity. Helminths present a continuing health burden in sub-Saharan Africa. Vaccine development for these complex organisms is particularly challenging, partly because protective responses are akin to mechanisms of allergy. A CHI model for *Schistosoma mansoni* (CHI-S) has been developed at Leiden University Medical Centre, the Netherlands. However, responses to schistosome infections, and candidate vaccines, are likely to be different among people from endemic settings compared to schistosome-naïve Dutch volunteers. Furthermore, among volunteers from endemic regions who have acquired immune responses through prior exposure, schistosome challenge

Open Peer Review

Referee Status:  


	Invited Referees	
	1	2
version 1 published 18 Apr 2018	 report	 report

1 Sean C. Murphy , University of Washington, USA

can be used to define responses associated with clinical protection, and thus to guide vaccine development. To explore the possibility of establishing the CHI-S in Uganda, a Stakeholders' Meeting was held in Entebbe in 2017. Regulators, community members, researchers and policy-makers discussed implementation challenges and recommended preparatory steps: risk assessment; development of infrastructure and technical capacity to produce the infectious challenge material in Uganda; community engagement from Parliamentary to grass-roots level; pilot studies to establish approaches to assuring fully informed consent and true voluntariness, and strategies for selection of volunteers who can avoid natural infection during the 12-week CHI-S; the building of regulatory capacity; and the development of study protocols and a product dossier in close consultation with ethical and regulatory partners. It was recommended that, on completion, the protocol and product dossier be reviewed for approval in a joint meeting combining ethical, regulatory and environment management authorities. Most importantly, representatives of schistosomiasis-affected communities emphasised the urgent need for an effective vaccine and urged the research community not to delay in the development process.

Keywords

Controlled human infection model; *Schistosoma mansoni*; Uganda; The Netherlands

2 **Matthew B. Laurens** , University of Maryland School of Medicine, USA

Discuss this article

Comments (0)

Corresponding author: Alison M. Elliott (alison.elliott@mrcuganda.org)

Author roles: **Elliott AM:** Conceptualization, Funding Acquisition, Project Administration, Writing – Original Draft Preparation, Writing – Review & Editing; **Roestenberg M:** Conceptualization, Funding Acquisition, Project Administration, Writing – Original Draft Preparation, Writing – Review & Editing; **Wajja A:** Project Administration, Writing – Review & Editing; **Opio C:** Writing – Review & Editing; **Angumya F:** Writing – Review & Editing; **Adriko M:** Writing – Review & Editing; **Egesa M:** Writing – Review & Editing; **Gitome S:** Writing – Review & Editing; **Mfutso-Bengo J:** Writing – Review & Editing; **Bejon P:** Writing – Review & Editing; **Kapulu M:** Writing – Review & Editing; **Seager Z:** Conceptualization, Writing – Review & Editing; **Lutalo T:** Writing – Review & Editing; **Nazziwa WB:** Conceptualization, Writing – Review & Editing; **Muwumuza A:** Writing – Review & Editing; **Yazdanbakhsh M:** Conceptualization, Funding Acquisition, Writing – Original Draft Preparation, Writing – Review & Editing; **Kaleebu P:** Writing – Review & Editing; **Kabatereine N:** Conceptualization, Writing – Review & Editing; **Tukahebwa E:** Conceptualization, Writing – Review & Editing

Competing interests: No competing interests were disclosed.

How to cite this article: Elliott AM, Roestenberg M, Wajja A *et al.* **Ethical and scientific considerations on the establishment of a controlled human infection model for schistosomiasis in Uganda: report of a stakeholders' meeting held in Entebbe, Uganda. [version 1; referees: 2 approved]** AAS Open Research 2018, 1:2 (doi: [10.12688/aasopenres.12841.1](https://doi.org/10.12688/aasopenres.12841.1))

Copyright: © 2018 Elliott AM *et al.* This is an open access article distributed under the terms of the [Creative Commons Attribution Licence](https://creativecommons.org/licenses/by/4.0/), which permits unrestricted use, distribution, and reproduction in any medium, provided the original work is properly cited.

Grant information: The Uganda Stakeholders' Meeting and visits for Ugandan ethicists, regulators, and clinicians were funded by a discretionary award from the Wellcome Trust [209337]. Organisation of the meeting was also supported by the staff of the Makerere University/Uganda Virus Research Institute Centre of Excellence for Infection and Immunity Research and Training (MUII-plus). MUII-plus is supported through the DELTAS Africa Initiative [107743]. The DELTAS Africa Initiative is an independent funding scheme of the African Academy of Sciences (AAS), Alliance for Accelerating Excellence in Science in Africa (AESA), and supported by the New Partnership for Africa's Development Planning and Coordinating Agency (NEPAD Agency) with funding from the Wellcome Trust [107743] and the UK Government.

First published: 18 Apr 2018, 1:2 (doi: [10.12688/aasopenres.12841.1](https://doi.org/10.12688/aasopenres.12841.1))

Introduction

Effective vaccines have proven extremely useful in the prevention of infectious diseases, but are still lacking for major poverty-related and neglected infections, including helminth infections. The conventional approach to vaccine development, testing efficacy in human subjects in large Phase III trials after safety and immunogenicity are confirmed through smaller Phase I and II trials, is lengthy and extremely costly. An alternative approach, to identify the most promising candidate vaccines through controlled human infection (CHI) models (typically referred to as Phase IIa), is gaining acceptance and application for infections including malaria, typhoid and others: to date about 22,000 volunteers have been infected, safely, with 23 different pathogens¹⁻⁴.

Schistosomiasis is a major parasitic infectious disease, considered second only to malaria as a parasitic cause of morbidity and mortality⁵. The current approach to control schistosomiasis is through mass drug administration (MDA) with praziquantel, but this is limited by high rates of re-infection and there are concerns about the possible emergence of drug resistance^{6,7}. An effective vaccine would be an extremely valuable control tool but vaccine development for this complex organism is challenging. In a bid to accelerate this, Meta Roestenberg and colleagues at the Leiden University Medical Centre have developed a controlled human infection model for *Schistosoma mansoni* (CHI-S) and tested it among Dutch volunteers. However, the response to *Schistosoma* infection, and to candidate vaccines, is likely to differ markedly among people from endemic African populations (where vaccines are most needed and where people are exposed to an abundance of potentially immunomodulating infections) compared to European volunteers. Furthermore, individuals from endemic populations may display some resistance to CHI-S due to prior schistosome exposure. Vaccine development against several pathogens has been informed by studies in which naturally acquired immune responses are correlated with clinical protection, in order to inform vaccine developers on ideal antigens, epitopes and protective thresholds. Thus challenge studies among volunteers from endemic settings, who have naturally acquired immunity, have the potential also to accelerate the development of the next generation of vaccines by allowing desirable immune responses to be identified and prioritised. Implementation of the CHI-S model in an endemic setting would therefore provide critical additional information on markers of protective immunity and on immunogenicity, safety and efficacy of candidate vaccines.

As a first step towards establishing the CHI-S in an endemic setting, we held a stakeholders meeting in Entebbe, Uganda, in November 2017, to identify key challenges and to develop strategies to address them. Meeting participants included representatives of Uganda's Ministry of Health (Vector Control Division), National Council for Science and Technology, National Drug Authority and National Environment Management Authority; researchers and clinicians who manage schistosomiasis and its complications; chairpersons, committee members and community representatives from various Ugandan ethics fora across the country (the Uganda Virus Research Institute,

Makerere University and Mbarara University); representatives of potential volunteer communities (Makerere University students and community representatives from Koome Islands in Lake Victoria); colleagues with experience of implementing controlled human malaria infections (CHMI) from Kenya and with ethics expertise from Kenya and Malawi; and the team who developed the CHI-S from Leiden. Deliberations were informed by the earlier work on CHMI in Kenya, and by the proceedings of the meeting on CHI models held in Malawi in June 2017⁸. We here report proceedings of the Uganda meeting.

Schistosomiasis

Schistosomiasis is estimated to affect 230 million people worldwide, the majority of them in sub-Saharan Africa⁹. In Uganda, schistosomiasis was first described in the 1900s and was recognised as a serious public health problem in the 1950s¹⁰. Mapping, and the development of a control plan in the 1990s, provided a strong basis for the work of the Schistosomiasis Control Initiative, which launched its programme of control by Mass Drug Administration using praziquantel in Uganda in 2003. Initial results from MDA were promising¹¹ but recent data show that, despite enhanced coverage, both prevalence and intensity of infection remain high in "hot spot" lake-shore communities. It is increasingly evident that MDA alone will not be adequate to achieve WHO's target of elimination of schistosomiasis as a public health problem by 2030. Of Uganda's population of 36 million, more than 4 million are estimated to be infected with schistosomiasis, and 55% of the present population is estimated to be at risk¹².

Adult *Schistosoma* worms reside in blood vessels around the gut (*S. mansoni*, *S. intercalatum* and *S. japonicum*) or urinary bladder (*S. haematobium*), where the female lays eggs which are excreted through the intestinal or bladder wall and voided in stool or urine. In water, each egg hatches producing a single miracidium. This enters the intermediate snail host where it multiplies asexually, producing identical cercariae. Cercariae are shed into the water where they again infect the human host by penetrating through the skin (Figure 1)⁹.

Humans sometimes experience cercarial dermatitis in response to the penetrating parasites and a minority develop acute schistosomiasis syndrome ("Katayama Fever") in reaction to an initial infection. However, most serious disease caused by schistosome infection is due to the eggs. Besides being excreted in stool or urine, many eggs also find their way into other tissues, notably the liver: progressive liver fibrosis results in portal hypertension, splenomegaly, and ascites; oesophageal varices develop which can lead to death through uncontrolled haemorrhage⁹. Effective management, for example by repeated, endoscopic band ligation of the varices¹³, is seldom available in the resource-limited settings where schistosomiasis is common: upper gastrointestinal bleeding, resulting from *S. mansoni*-induced periportal fibrosis is a common complaint in primary health care in Northern Uganda, along the course of the Nile^{14,15}. Hepatosplenic schistosomiasis is also associated with stunted growth and anaemia, leucopenia and thrombocytopenia. Occasionally eggs can be found in the spinal cord or brain, causing neuropathology⁹.

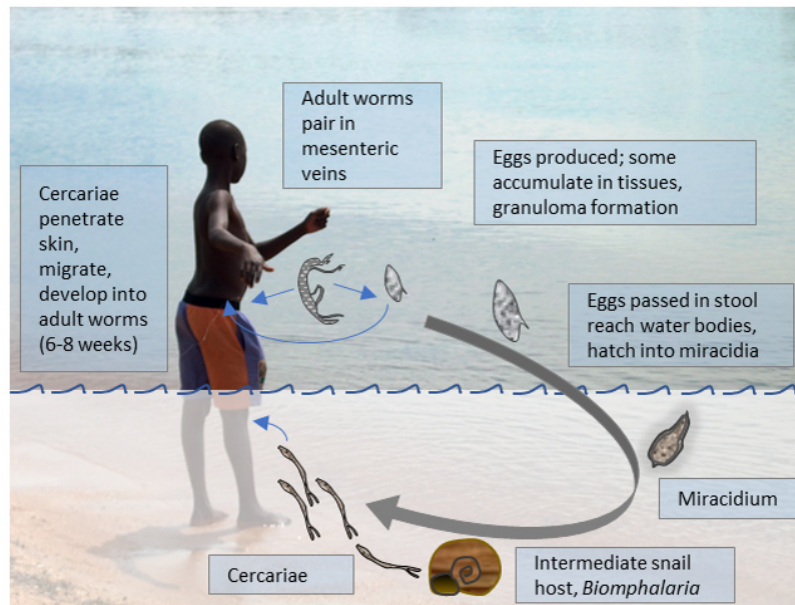


Figure 1. The life cycle of *Schistosoma mansoni*. During natural infection, individuals are usually infected with multiple cercariae, both male and female, which mature into adults, pair in the mesenteric blood vessels, and produce eggs, the main cause of pathology. In the controlled human infection model, single sex (male) cercariae are used to avoid the development of eggs and consequent pathology.

Vaccines for schistosomiasis

A vaccine for schistosomiasis has been ranked among the top 10 vaccines that need to be developed urgently¹⁶. Schistosomes are large, multicellular animals that have evolved to co-exist with their human host. The immunoregulatory properties of schistosomes, which enable them to live in the portal vasculature without immune clearance, are likely to impede vaccine development¹⁷. The complex interplay between T-helper (Th)1, Th2 and regulatory responses is still incompletely understood. Schistosome killing is mediated by antibody responses, and particularly by Immunoglobulin (Ig)E¹⁸, presenting the risk that an effective IgE-inducing vaccine might induce allergic reactions, especially among previously-exposed individuals from endemic populations (as in the case of a candidate hookworm vaccine¹⁹). T-helper (Th)2 response profiles are therefore undesirable. Th1 responses must be targeted. In animal models a Th1 response has been shown to be able to participate in immunity against schistosomes²⁰, but it is not yet certain which Th1 responses can induce protective immunity and correlates of protection have not been identified. An ideal anti-schistosome vaccine would be suitable for use among young children in endemic settings, as well as adults in high-risk occupations; it would achieve 75% reduction in infection intensity (assessed by circulating antigen or egg production); it would require administration of, at most, two doses; it would induce protection lasting at least five to 10 years²¹; it would not induce IgE; and it would be suitable to co-administer with MDA.

Attenuated whole organisms from some helminth species, including schistosome cercariae, have been shown to induce

protective immunity in animals^{22,23}, but production of attenuated cercariae for large-scale administration is not feasible, thus the current goal is to identify helminth antigens that induce protective responses, but not IgE. Approaches to this include the use of sera generated in animal studies using attenuated larvae, or from human population studies that determine resistance to re-infection after MDA, together with recombinant antigens developed from the investigation of the parasite transcriptome and proteome, to identify antigen- and stage-specific antibodies associated with protection^{24,25}. To date, four antigens (SmTSP-2, Sm14, Smp80 and Sh28GST) have been identified and tested, and show promise of efficacy in animal models; three (SmTSP-2, Sm14, Smp80) are ready to enter Phase I trials and one (Sh28GST, Bilhvax) has undergone a Phase III trial (NCT00870649: this has been completed but no data have yet been released on the outcome of the trial). However, transcriptomic-proteomic approaches suggest many more candidates that could be evaluated as vaccine antigens, either singly or in combinations²⁶⁻²⁸. Unfortunately, the limited resources available for schistosome vaccine development restrict the number of candidates that can be taken forward. As yet, the value of animal models for predicting efficacy of, and responses to, schistosome vaccine candidates in humans is unknown. Murine models may not be the optimal platform; baboons are considered the most suitable, and have been used to further the SmTSP-2 vaccine candidate to phase I testing in humans, but they are expensive and reagents for immunological studies are limited. In general, animal models have been of great utility in asking fundamental questions regarding immunology and demonstrating proof-of-principle of particular vaccination strategies, but do not recapitulate precisely the physiology

of human infections, and therefore cannot be considered a substitute for human studies. Clinical testing of novel candidates in humans is needed to obtain true efficacy data.

The controlled human schistosome infection model

The CHI-S model addresses many of the roadblocks to development of an effective vaccine for schistosomiasis (Table 1). The model alone will provide novel information on the evolution of immune responses following infection. Combined with a model “vaccine”, such as irradiated cercariae, it has the potential to identify correlates of protection, particularly protective Th1 responses that could be harnessed for vaccine development. Then, used as a challenge in phase I vaccine trials, CHI-S will allow efficient and timely selection of potential vaccine candidates, and hence could improve and accelerate the vaccine development pipeline. Implemented in the endemic setting, CHI-S will take into account the impact of prior and current exposure to schistosome infection (including pre-natal exposure)²⁹ and allow modelling of efficacy in target populations, and in association with praziquantel MDA. In addition, CHI-S offers potential for testing the efficacy of new drugs for treatment of schistosomiasis.

The Leiden CHI-S has been developed with detailed attention to safety in both production and administration of the infectious challenge product. Because eggs are the main source of morbidity and pathology, the CHI-S avoids permanent pathology by making use of single-sex infections. Using the laboratory lifecycle, individual snails are isolated and each snail is carefully infected with a single miracidium. This undergoes asexual reproduction in the snail and after five weeks produces thousands of cercariae of a single clone, and hence single sex. Following several quality control steps and determination of male or female sex by PCR, male cercariae are used for the controlled infection of volunteers. This is done by taping a chamber of water containing a predetermined number of male cercariae onto the volunteer’s forearm for a 30-minute interval. Work towards an infection model using female cercariae is

in progress, but male worms do better than females when not in pairs and the possibility of production of sterile eggs from females needs to be excluded. Successful infections can be detected (usually after six to 12 weeks) and quantified by measuring circulating anodic antigen (CAA) levels in the blood: this is a protein which is secreted into the blood in large quantities by adult worms³⁰. Volunteers are followed up for 12 weeks and then treated with praziquantel. The infected snails and preparation of cercariae are managed in customised, dedicated facilities following Good Manufacturing Practice guidelines. The volunteers are intentionally infected with the male cercariae, and followed up until after they are cured, under conditions analogous to a Phase I Clinical Trial.

Technical considerations for implementation of the CHI-S in Uganda principally comprise the preparation of cercariae for the inoculum. Because the shelf-life of cercariae is just two hours, cercarial production for human challenge must be done locally. In Leiden, the *S. mansoni* life cycle is maintained in hamsters using a laboratory strain of *S. mansoni* which originated in Puerto Rico and *Biomphalaria glabrata* snails; this snail species is not endemic in Uganda. In Uganda, the laboratory life cycle has previously been maintained by the Vector Control Division of the Ministry of Health for another project, using mice and a range of endemic *Biomphalaria* species (including *B. choanomphala*, *B. stanleyi*, and *B. sudanica*)³¹, but it is not actively maintained at present.

Options for preparing the inoculum in Uganda include (1) re-establishing the full *S. mansoni* laboratory life-cycle; (2) shipping cryopreserved miracidia or eggs from Leiden for snail infection and cercarial shedding in Entebbe (technologies for cryopreservation of miracidia or eggs still need to be developed); (3) shipping infected snails from Leiden for shedding in Entebbe.

The third option, of shipping infected snails, is currently the most feasible. Guidelines for shipping live snails (including infected snails), developed by the Danish Bilharzia Laboratory,

Table 1. Road blocks to schistosome vaccine development and how controlled human infection models for schistosomiasis can help. (CHI-S) - Controlled human infection model for *Schistosoma mansoni*.

Road blocks	How CHI-S can help
<p>Vaccine candidates: Several vaccine candidates are available; but there are limited resources to take candidates forward</p>	<p>➔ ✓ CHI-S quickly identifies candidates most likely to induce protection</p>
<p>Animal models: Suitability of various animals for predicting responses to, and efficacy of, vaccine candidates in humans not known</p>	<p>➔ ✓ CHI-S provides direct evidence of responses in humans</p>
<p>Immunological road-blocks:</p> <ul style="list-style-type: none"> • Schistosomes induce regulatory responses which could impair vaccine immunogenicity • Schistosomes induce Th2 responses and IgE with accompanying risk of allergic phenomena • Th1 responses involved in protection not known in humans • Correlates of protection not known 	<p>➔ ✓ CHI-S describes evolution of immune responses following infection</p> <p>✓ Combined with a model “vaccine” (such as irradiated cercariae, predicted to be effective) CHI-S identifies protective Th1 responses and correlates of protection</p>

are available. These will need to be combined with International Air Transport Association (IATA) requirements for shipping of infectious material. It will be important to work with customs officials and handling agents to ensure efficient release on arrival in Uganda. This process will need to be piloted. A risk assessment will need to be undertaken, in collaboration with the Uganda National Environment Management Authority (NEMA) regarding potential introduction of a new snail species and *S. mansoni* strain into Ugandan water bodies and risk management protocols will need to be implemented to ensure that this does not occur. Facilities for housing and shedding the snails, and preparing the inoculum in accordance with GMP guidelines, will need to be established.

Post-meeting, a fourth option for a truly-local Ugandan CHI-S was proposed. This would involve generating the inoculum by obtaining miracidia from stool samples of infected people in Uganda, and using these to infect snails of a local species in the laboratory. This would have advantages. The use of a non-endemic *Schistosoma* strain and of non-endemic snail species would be avoided. The model would be closer to real life in Uganda. Additional capacity would be built in-country. However, this approach would also bring additional challenges. The full life-cycle (option (1) above) would need to be established in order to test the Ugandan schistosome strain obtained for praziquantel susceptibility before use in controlled human infections. And it would be more difficult to interpret any differences in responses to vaccines or to infection between studies in Uganda and studies in Leiden (or elsewhere). Nevertheless, this remains an important option for further discussion.

Good clinical laboratory practice (GCLP) accredited facilities and expertise for PCR (to confirm male sex of cercariae) are already available in Uganda, and plans are in place to provide equipment for high-sensitivity detection of infection by measurement of serum CAA in 2018. Immunological expertise for the conduct of antibody ELISAs and cellular immune response assays is also available. However, training of the Ugandan team to undertake specific procedures, and to replicate quality control procedures that have been developed in Leiden, will be key.

Protocol development and participant recruitment considerations for CHI-S in Uganda

Ugandan researchers have substantial experience of community engagement and of conducting Phase I trials under Good Clinical Practice (GCP) conditions. However, the stakeholders' meeting recognised that enhanced attention to aspects of these activities would be required for the CHI-S.

Full details of community engagement plans will be needed as part of the CHI-S protocol. There is need to involve opinion leaders, including members of Parliament such as the Parliamentary Committee on Health, and Resident District Commissioners and District Health Officers of the participating districts, as well as local council leaders, in order to prevent circulation of misinformation about the work. Populations of interest for CHI-S will include Ugandans not previously exposed to schistosomiasis (perhaps from an urban setting) as well as those

from schistosomiasis-endemic communities (prior exposure for inclusion or exclusion can be determined by measuring IgG antibody to schistosome egg antigen); experience in Kenya with the controlled human malaria infection (CHMI) model showed that participants coming from areas with no active transmission (Nairobi residents) had low baseline responses to malaria, and a challenge response similar to Europeans³, whereas those resident where active malaria transmission occurs had higher baseline responses - indicative of either recent or prior malaria exposure - and a distinct profile of response to challenge (Kapulu, Bejon personal communication).

Kenyan researchers involved university communities for their first CHMI studies³², but a few attendees of the Uganda meeting expressed concern about specifically targeting students. Although adults, university students are often still dependents and parents might have objections. It was agreed that volunteers would be expected to inform their next of kin about their participation and that contact details for the next of kin must be provided in case of emergency. Critical to recruitment, and to obtaining informed consent, would be the inclusion of a test that clearly demonstrates a full understanding of the CHI-S model, and reassurance that participation is truly voluntary. Based on Leiden experience, the time taken by the team to know the potential volunteers, during the initial screening and recruitment procedures, is expected to be valuable in selecting those that will understand, and reliably comply with, the procedures.

Volunteers from endemic communities are likely to be actively infected with *S. mansoni* at the time of recruitment. Such infections will need to be treated with praziquantel before enrolment in the CHI-S. This may require more than one dose of treatment; cure can be determined using the highly-sensitive CAA assay. For individuals from endemic communities, there is also a substantial risk of re-exposure during the 12-week follow-up period between the CHI-S infection and cure; natural infection may be added to the CHI-S infection. While the resulting risk to the volunteer would be comparable to their usual lifestyle, this would invalidate the results of the study. Therefore, volunteers will need to be carefully selected to ensure that they are able and willing to avoid re-exposure. The 12-week duration of the CHI-S follow up means that admission to a facility (as practiced in some CHMI studies) would not be feasible. Follow up of a randomised, placebo group could be considered in order to assess whether there are substantial re-infection rates in a study group.

The Uganda CHI-S protocol will be expected to meet all the requirements of a phase I trial. A data and safety monitoring board (DSMB) will be needed, as well as internal and external monitoring. A realistic evaluation of risks to the volunteers must be included: the intensity of the risk is expected to be lower than for malaria (for example), such that hospital admission will not be necessary, but a 24-hour helpline will be needed. Treatability and methods of treatment of likely side effects and safety evaluations to be conducted must be mentioned. Insurance provision will be necessary: post-meeting information indicated that this should be provided by a local company or

agent, but it was recognised that local insurance companies in Uganda are unfamiliar with clinical trials and education of these bodies is needed. Material transfer agreements will be required for protocols involving import of snails or miracidia, and for export of samples if assays are to be done outside Uganda; data sharing agreements, where necessary, would need to be developed and implemented.

Rates for compensation of lost time or income, and transport costs, to volunteers will need to be specified and it will be challenging to set amounts that recognise demands upon the volunteers but do not constitute an undue inducement, since almost any payment may be an inducement in Ugandan settings. Principles for setting the payments will include estimates of time and income loss from visits and reimbursement for transport costs and other inconveniences. Time compensation should be adjusted to the average income or wages in a particular community (for example the Kenyan CHMI studies offered higher rates of compensation in Nairobi than in Kilifi, based on the premise that Nairobi was an urban setting with higher income than in the coastal town of Kilifi which is in a rural setting). It is generally considered that participants should not be compensated for risk, since this could be interpreted as an undue inducement to take risks.

Ethical and regulatory considerations for CHI-S in Uganda

The fundamental ethical issue of concern in relation to CHI models is the principle of non-maleficence, to do no harm: CHI

models represent a new ethical challenge and dilemma – using harm with a view to achieving benefit. Historical atrocities involving deliberate infection of vulnerable populations have an important influence on thinking in this field. Guidelines governing the implementation of CHI models are not available in African countries. While guidelines would be desirable, these take a long time to be developed and approved. At the stakeholders’ meeting, it was recommended that the principles articulated by the World Health Organisation (2016)³³ and benchmarks developed at the Malawi meeting on Controlled Human Infection Models in Low Income Countries⁸ be employed to govern the ethical and regulatory approval process. These are set out in Table 2, which also identifies ways in which the Uganda CHI-S will address them. Among the benchmarks outlined, critical elements discussed included the following. First, ethical and regulatory standards governing CHI studies in Africa must be equivalent to, or above, the minimum human protection standards applied internationally, as well as locally. When necessary, the capacity of ethical and regulatory bodies must be built, as well as the capacity of researchers. Second, risks must be examined and evaluated before considering possible benefits; there must be a favourable benefit: risk ratio. Arguably the risk associated with a controlled human infection may be more justifiable in an endemic population than in an unaffected population. Third, all stakeholders must be fully informed; in particular, as discussed above, volunteers must fully understand the study, its risks, and benefits, and must be shown to do so. Contributions of social science research to identifying ways of achieving this were desirable.

Table 2. Benchmarks identified in the Malawi framework, and approach to addressing them for the Uganda controlled human infection model for *Schistosoma mansoni* (CHI-S). DSMB - data and safety monitoring board.

	Malawi framework benchmarks		Uganda CHI-S
1	Issue of national importance , within the research agenda	➡	✓ Over half of Uganda’s population estimated to be at risk from schistosomiasis; vaccine development research supported by Vector Control Division (VCD), Ministry of Health
2	Safety already demonstrated	➡	✓ Safety data from Leiden trials ✓ Risk assessments to Uganda to be developed
3	Model quality established by published data	➡	✓ Publication of Leiden trials expected in 2018
4	Strong scientific case , without alternative approach	➡	✓ Model has potential to fast-track selection of best vaccine candidates accelerating development of safe, effective vaccines ✓ Available animal models may not determine correlates of protection and vaccine efficacy in humans ✓ Understanding and data needed regarding differences between endemic and non-endemic populations in response to candidate vaccines
5	Promotes capacity development in country	➡	✓ CHI-S preparatory activities already providing opportunities for learning and debate for researchers, ethicists and regulators; continuing interaction between researchers and regulators is planned ✓ Further developments to include relevant infrastructure development and technical training of Ugandan researchers
6	Ethical acceptability including issues of understanding consent	➡	✓ Issues of understanding and voluntariness recognised and to be assured by pilot work in target populations in preparation for CHI-S
7	Governance structure in place (DSMB, sponsor)	➡	✓ Protocol to be developed with due attention to these requirements

In terms of the regulatory landscape, key stakeholders in Uganda include the Uganda National Council for Science and Technology (UNCST), the National Drug Authority (NDA) and National Environment Management Agency (NEMA) as well as Institutional Review Boards. The roles of these authorities were discussed and it was concluded that the UNCST would hold overall authority for approval of importation of snails (infected or otherwise) and for review and approval of a CHI-S protocol. A joint review meeting, with all regulatory authorities represented, was recommended, as well as engagement between the researchers and ethical and regulatory review bodies throughout the process of protocol development and implementation.

The nature of the human challenge product, the inoculum of infectious cercariae, was noted to present a particular dilemma. Whereas the product for malaria is a licensed, FDA-approved cryopreserved product³⁴, the CHI-S product must be generated locally for each infection. This requires local laboratory capacity for high-quality production on-site, and local regulatory capacity for approval of the facilities and processes. Under these circumstances, provision of documentation corresponding to the standard requirements of investigator’s brochure, certificate of good manufacturing practice, sample label, certificate of analysis and letter of authorisation from the product “owner” may be difficult, but a product dossier containing equivalent information will be needed. This would be considered alongside full documentation of procedures and results from Leiden by the regulatory bodies.

Contribution from representatives of endemic communities

Among representatives from endemic communities, Mr. Asuman Muwumuza, Councillor for Koome sub-county which comprises island communities in Lake Victoria, expressed strong support for the development of the CHI-S in Uganda. He assured the Meeting that local communities would understand the purpose of the study and want to participate, would gladly volunteer and would do whatever would be needed to facilitate these complicated trials. He felt that the need for a vaccine for schistosomiasis was urgent and urged the research community not to delay.

Conclusion and next steps

Researchers, community members and regulators participating in the stakeholders’ meeting expressed substantial support for establishing CHI-S in Uganda; this was considered both feasible and desirable.

Key next steps (Table 3) include risk assessments for importation of infected snails, the development of facilities and expertise for production of the challenge product; community engagement and pilot studies to assess information and consent tools and comprehension by target communities, and to define appropriate populations (able to avoid re-infection, and to participate with full understanding and as true volunteers); provision of opportunities for regulators and ethicists to learn more about CHI-S through visits to Leiden and engagement with their Dutch

Table 3. Establishing a controlled human schistosome infection model in Uganda: key recommendations and next steps. (CHI-S) - Controlled human infection model for *Schistosoma mansoni*, (GCLP) - Good Clinical Laboratory Practice.

Technical steps	
Managing and shedding snails in Uganda	<ul style="list-style-type: none"> • Establish GCLP level facility for housing and shedding snails in Uganda • Obtain accreditation of facility
Identifying male cercariae and preparing inoculum	<ul style="list-style-type: none"> • Training Uganda team in technical and quality control and quality assurance procedures
Detection and quantification of schistosome infection in Uganda	<ul style="list-style-type: none"> • Implementation of the highly sensitive CAA assay in Uganda
Shipping infected snails to Uganda	<ul style="list-style-type: none"> • Risk assessment regarding environmental contamination • Implementation of risk management measures • Implementation of IATA shipping requirements • Ensuring Material Transfer Agreements are in place prior to shipment • Planning for efficient release by customs officials and handling agents on arrival
Protocol and participant recruitment steps	
Community engagement	<ul style="list-style-type: none"> • Include details of planned community engagement (from parliament to local council) in protocol; undertake further preparatory engagement activities
Informed consent	<ul style="list-style-type: none"> • With social science support, develop tools to ensure and document full understanding by participants
Regulatory steps	
Regulatory capacity building	<ul style="list-style-type: none"> • Provide further information for regulators and ethicists through visits to the Leiden facilities
CHI-S protocol for Uganda	<ul style="list-style-type: none"> • Draft protocol; pre-submission discussions with regulatory authorities
CHI-S product dossier	<ul style="list-style-type: none"> • Development of CHI-S product dossier and related documentation for Uganda

counterparts; and development of a draft CHI-S protocol, product dossier and accompanying documentation for regulatory review.

Data availability

No data is associated with this article

Competing interests

No competing interests were disclosed.

Grant information

The Uganda Stakeholders' Meeting and visits for Ugandan ethicists, regulators, and clinicians were funded by a discretionary award from the Wellcome Trust [209337]. Organisation of the meeting was also supported by the staff of the Makerere University/Uganda Virus Research Institute Centre of Excellence for Infection and Immunity Research and Training (MUII-plus). MUII-plus is supported through the DELTAS Africa Initiative [107743]. The DELTAS Africa Initiative is an independent funding scheme of the African Academy of Sciences (AAS), Alliance for Accelerating Excellence in Science in Africa (AESA), and supported by the New Partnership for Africa's Development Planning and Coordinating Agency (NEPAD Agency) with funding from the Wellcome Trust [107743] and the UK Government.

Disclaimer

The views expressed in this article are those of the authors. Publication in *AAS Open Research* does not imply endorsement by the African Academy of Sciences.

Acknowledgements

We thank especially Raymond Muganyizi, Moses Kizza, Keren Apio, Edward Lukyamuzi, Timothy Kimbowa, Joshua Mandre

and Teopista Zansanze for their help and technical support in organising the meeting and, in addition, Suzanne van der Plas-Duivestijn for help in arranging visits between Uganda and Leiden.

We thank all workshop participants for their valuable contributions to the discussions. In addition to the named authors of this article, the participants in the meeting were as follows: Agnes Ssali, Berna Kalanzi, Emmanuel Niwagaba, Gyaviira Nkurunungi, Jacent Nassuuna, Joy Kabagenyi, Mirriam Akello, Pamela Wairagala, Peter Hughes, Richard Sanya, Steve Cose (Medical Research Council/Uganda Virus Research Institute and London School of Hygiene & Tropical Medicine (MRC/UVRI and LSHTM) Uganda Research Unit); Patrice Mawa (Uganda Virus Research Institute); Isaac Ddamulira, Robinah Nakawunde (Medical Students, Makerere University, Uganda); James Kaweesa (Mukono District, Uganda); Edward Bukenya, Rebecca Akwi (community representatives for Schistosomiasis endemic areas, Uganda); Beth Mutumba, Hellen Opolot, Isaac Makhuwa (Uganda National Council for Science and Technology); Huldah Nassali, Agnes Kemigisha, Ismail Ntale, Rachel Kyeyune, Sheila Ampaire (Uganda National Drug Authority); Joseph Luwazo (Uganda National Environment Management Authority); Celia Nalwadda (Uganda National Academy of Sciences); John Bosco Barahika, Joseph Lutaakome (Research Ethics Committee members, UVRI); Francis Bajunirwe (Research Ethics Committee members, Mbarara University of Science & Technology); Erisa Mwaka, Joseph Ochieng, Paul Kutwabami (Research Ethics Committee members, Makerere University, Uganda); Eva Magambo (Community representative, Makerere University School of Health Sciences Research Ethics Committee, Uganda); Charles Obonyo (Kenya Medical Research Institute); Carola Feijt, Jacqueline Janse (Leiden University Medical Centre, The Netherlands).

References

- Waddington CS, Darton TC, Woodward WE, *et al.*: **Advancing the management and control of typhoid fever: a review of the historical role of human challenge studies.** *J Infect.* 2014; **68**(5): 405–18.
[PubMed Abstract](#) | [Publisher Full Text](#)
- Mordmüller B, Surat G, Lagler H, *et al.*: **Sterile protection against human malaria by chemoattenuated PfSPZ vaccine.** *Nature.* 2017; **542**(7642): 445–449.
[PubMed Abstract](#) | [Publisher Full Text](#)
- Hodgson SH, Ewer KJ, Bliss CM, *et al.*: **Evaluation of the efficacy of ChAd63-MVA vectored vaccines expressing circumsporozoite protein and ME-TRAP against controlled human malaria infection in malaria-naïve individuals.** *J Infect Dis.* 2015; **211**(7): 1076–86.
[PubMed Abstract](#) | [Publisher Full Text](#) | [Free Full Text](#)
- Roestenberg M, *et al.*: **Controlled human infections.** *Lancet Infect Dis.* 2018; in press.
- GBD 2015 DALYs and HALE Collaborators: **Global, regional, and national disability-adjusted life-years (DALYs) for 315 diseases and injuries and healthy life expectancy (HALE), 1990–2015: a systematic analysis for the Global Burden of Disease Study 2015.** *Lancet.* 2016; **388**(10053): 1603–1658.
[PubMed Abstract](#) | [Publisher Full Text](#) | [Free Full Text](#)
- Gurarie D, Yoon N, Li E, *et al.*: **Modelling control of *Schistosoma haematobium* infection: predictions of the long-term impact of mass drug administration in Africa.** *Parasit Vectors.* 2015; **8**: 529.
[PubMed Abstract](#) | [Publisher Full Text](#) | [Free Full Text](#)
- Crellen T, Walker M, Lamberton PH, *et al.*: **Reduced Efficacy of Praziquantel Against *Schistosoma mansoni* Is Associated With Multiple Rounds of Mass Drug Administration.** *Clin Infect Dis.* 2016; **63**(9): 1151–1159.
[PubMed Abstract](#) | [Publisher Full Text](#) | [Free Full Text](#)
- Gordon SB, Rylance J, Luck A, *et al.*: **A framework for Controlled Human Infection Model (CHIM) studies in Malawi: Report of a Wellcome Trust workshop on CHIM in Low Income Countries held in Blantyre, Malawi [version 1; referees: 2 approved].** *Wellcome Open Res.* 2017; **2**: 70.
[PubMed Abstract](#) | [Publisher Full Text](#) | [Free Full Text](#)
- Colley DG, Bustinduy AL, Secor WE, *et al.*: **Human schistosomiasis.** *Lancet.* 2014; **383**(9936): 2253–64.
[PubMed Abstract](#) | [Publisher Full Text](#) | [Free Full Text](#)
- Odongo-Aginya EI, Grigull L, Schweiggmann U, *et al.*: **High prevalence and morbidity of *Schistosoma mansoni* along the Albert Nile in Uganda.** *Afr Health Sci.* 2002; **2**(3): 99–106.
[PubMed Abstract](#) | [Free Full Text](#)
- Zhang Y, Koukounari A, Kabatereine N, *et al.*: **Parasitological impact of 2-year preventive chemotherapy on schistosomiasis and soil-transmitted helminthiasis in Uganda.** *BMC Med.* 2007; **5**: 27.
[PubMed Abstract](#) | [Publisher Full Text](#) | [Free Full Text](#)
- Loewenberg S: **Uganda's struggle with schistosomiasis.** *Lancet.* 2014; **383**(9930): 1707–8.
[PubMed Abstract](#) | [Publisher Full Text](#)

13. Siqueira ES, Rohr MR, Libera ED, *et al.*: **Band ligation or sclerotherapy as endoscopic treatment for oesophageal varices in schistosomotic patients: results of a randomized study.** *HPB Surg.* 1998; 11(1): 27–32.
[PubMed Abstract](#) | [Publisher Full Text](#) | [Free Full Text](#)
14. Opio CK, Kazibwe F, Ocama P, *et al.*: **Profiling lifetime episodes of upper gastrointestinal bleeding among patients from rural Sub-Saharan Africa where schistosoma mansoni is endemic.** *Pan Afr Med J.* 2016; 24: 296.
[PubMed Abstract](#) | [Publisher Full Text](#) | [Free Full Text](#)
15. Ocama P, Opio KC, Seremba E, *et al.*: **The burden, pattern and factors that contribute to periportal fibrosis in HIV-infected patients in an S. mansoni endemic rural Uganda.** *Afr Health Sci.* 2017; 17(2): 301–307.
[PubMed Abstract](#) | [Publisher Full Text](#) | [Free Full Text](#)
16. Cohen J: **Unfilled Vials.** *Science.* 2016; 351(6268): 16–9.
[PubMed Abstract](#) | [Publisher Full Text](#)
17. Maizels RM, McSorley HJ: **Regulation of the host immune system by helminth parasites.** *J Allergy Clin Immunol.* 2016; 138(3): 666–75.
[PubMed Abstract](#) | [Publisher Full Text](#) | [Free Full Text](#)
18. Colley DG, Secor WE: **Immunology of human schistosomiasis.** *Parasite Immunol.* 2014; 36(8): 347–57.
[PubMed Abstract](#) | [Publisher Full Text](#) | [Free Full Text](#)
19. Diemert DJ, Pinto AG, Freire J, *et al.*: **Generalized urticaria induced by the Na-ASP-2 hookworm vaccine: implications for the development of vaccines against helminths.** *J Allergy Clin Immunol.* 2012; 130(1): 169–76.e6.
[PubMed Abstract](#) | [Publisher Full Text](#)
20. Smythies LE, Coulson PS, Wilson RA: **Monoclonal antibody to IFN-gamma modifies pulmonary inflammatory responses and abrogates immunity to Schistosoma mansoni in mice vaccinated with attenuated cercariae.** *J Immunol.* 1992; 149(11): 3654–8.
[PubMed Abstract](#)
21. Alsallaq RA, Gurarie D, Ndeffo Mbah M, *et al.*: **Quantitative assessment of the impact of partially protective anti-schistosomiasis vaccines.** *PLoS Negl Trop Dis.* 2017; 11(4): e0005544.
[PubMed Abstract](#) | [Publisher Full Text](#) | [Free Full Text](#)
22. Fukushige M, Mitchell KM, Bourke CD, *et al.*: **A Meta-Analysis of Experimental Studies of Attenuated Schistosoma mansoni Vaccines in the Mouse Model.** *Front Immunol.* 2015; 6: 85.
[PubMed Abstract](#) | [Publisher Full Text](#) | [Free Full Text](#)
23. Lin D, Tian F, Wu H, *et al.*: **Multiple vaccinations with UV- attenuated cercariae in pig enhance protective immunity against Schistosoma japonicum infection as compared to single vaccination.** *Parasit Vectors.* 2011; 4: 103.
[PubMed Abstract](#) | [Publisher Full Text](#) | [Free Full Text](#)
24. Hewitson JP, Maizels RM: **Vaccination against helminth parasite infections.** *Expert Rev Vaccines.* 2014; 13(4): 473–87.
[PubMed Abstract](#) | [Publisher Full Text](#)
25. Hotez PJ, Bethony JM, Diemert DJ, *et al.*: **Developing vaccines to combat hookworm infection and intestinal schistosomiasis.** *Nat Rev Microbiol.* 2010; 8(11): 814–26.
[PubMed Abstract](#) | [Publisher Full Text](#)
26. Hokke CH, Yazdanbakhsh M: **Final Report Summary - THESCHISTOVAC (The targeted development of a new generation Vaccine for Schistosomiasis).** 2015.
[Reference Source](#)
27. Merrifield M, Hotez PJ, Beaumier CM, *et al.*: **Advancing a vaccine to prevent human schistosomiasis.** *Vaccine.* 2016; 34(26): 2988–2991.
[PubMed Abstract](#) | [Publisher Full Text](#)
28. Dewalick S, Bexkens ML, van Balkom BW, *et al.*: **The proteome of the insoluble Schistosoma mansoni eggshell skeleton.** *Int J Parasitol.* 2011; 41(5): 523–32.
[PubMed Abstract](#) | [Publisher Full Text](#)
29. Novato-Silva E, Gazzinelli G, Colley DG: **Immune responses during human schistosomiasis mansoni. XVIII. Immunologic status of pregnant women and their neonates.** *Scand J Immunol.* 1992; 35(4): 429–37.
[PubMed Abstract](#) | [Publisher Full Text](#)
30. Corstjens PL, De Dood CJ, Kornelis D, *et al.*: **Tools for diagnosis, monitoring and screening of Schistosoma infections utilizing lateral-flow based assays and upconverting phosphor labels.** *Parasitology.* 2014; 141(14): 1841–55.
[PubMed Abstract](#) | [Publisher Full Text](#) | [Free Full Text](#)
31. Adriko M, Standley CJ, Tinkitina B, *et al.*: **Compatibility of Ugandan Schistosoma mansoni isolates with Biomphalaria snail species from Lake Albert and Lake Victoria.** *Acta Trop.* 2013; 128(2): 303–8.
[PubMed Abstract](#) | [Publisher Full Text](#)
32. Hodgson SH, Juma E, Salim A, *et al.*: **Lessons learnt from the first controlled human malaria infection study conducted in Nairobi, Kenya.** *Malar J.* 2015; 14: 182.
[PubMed Abstract](#) | [Publisher Full Text](#) | [Free Full Text](#)
33. WHO Expert Committee on Biological Standardisation: **Human challenge trials for vaccine development: regulatory considerations.** 2016.
[Reference Source](#)
34. Roestenberg M, Mordmüller B, Ockenhouse C, *et al.*: **The frontline of controlled human malaria infections: A report from the controlled human infection models Workshop in Leiden University Medical Centre 5 May 2016.** *Vaccine.* 2017; 35(51): 7065–7069.
[PubMed Abstract](#) | [Publisher Full Text](#)

Open Peer Review

Current Referee Status:  

Version 1

Referee Report 15 May 2018

doi:10.21956/aasopenres.13907.r26338



Matthew B. Laurens 

Division of Malaria Research, Institute for Global Health, University of Maryland School of Medicine, Baltimore, MD, USA

The open letter by AM Elliott et al. is a well-written, concise meeting summary following a stakeholders' meeting in Entebbe, Uganda, where key individuals discussed relevant issues in establishing a controlled human infection model for *Schistosoma mansoni* in Uganda. The report also reviews the disease burden, biology, and epidemiology of schistosomiasis. A brief update on current vaccines for schistosomiasis is also included. The authors condense outcomes of the meeting into tabular format and relevant next-steps to advance controlled human infection models for schistosomiasis in Uganda.

Comments:

1. The introduction highlights development of the *S. mansoni* CHI model, but does not completely describe if this model could potentially inform development of a vaccine against *S. mansoni* alone, a model upon which *S. hematobium* and other species could be built, or if a species-transcending vaccine is feasible given the current state of scientific knowledge as proposed by M Merrifield in *Vaccine* 2016 article¹.
2. The section on epidemiology of schistosomiasis could be augmented if details on age-specific carriage rates in communities is available, and/or data regarding special populations hardest-hit by schistosomiasis (immunocompromised, children, etc) can be provided. This would orient the reader toward where vaccine efforts are most warranted.
3. The background section on schistosomiasis does not completely discuss *S. hematobium* complications, presumably because the focus of the article is on *S. mansoni*. Consider that a successful model for *S. mansoni* could pave the way for a successful CHI model for *S. hematobium*.
4. The section on vaccines for schistosomiasis notes that an ideal vaccine would be suitable for use among young children. A very brief explanation as to why this population is targeted would be informative for readers.
5. Additional considerations for Table 1 is that schistosomiasis epidemiology is dynamic and may be difficult to predict, such that large field studies testing candidate vaccines may not show effect if significant changes in local epidemiology occur. Also, to study infection prevention as a vaccine trial endpoint in a population, individuals would require pre-treatment before vaccination, and this

pre-treatment may decrease community transmission significantly such that vaccine efficacy would be difficult to measure. CHI also allows efficient testing of vaccine efficacy in individuals with a known exposure profile and background immunity to schistosomiasis.

6. The section on endpoints in CHI studies- is parallel testing with Leiden and Uganda planned for the PCR protein detection, or is another backup method to confirm the presence of *S. mansoni* in place? This would be advantageous to address from a quality management perspective.
7. In addition to community engagement plans, careful risk management strategies for CHI in low and middle-income countries are an important consideration as information management and mitigation needs to be planned and ready to activate to mitigate undesired publicity of CHI on social media and other avenues of communication.
8. Are there technical or infrastructure aspects of the research milieu in Uganda that made it suitable as the first African host country for CHI for schistosomiasis? If yes, consider noting these in case other groups are considering pilot CHI studies in low and middle-income countries.

References

1. Merrifield M, Hotez P, Beaumier C, Gillespie P, Strych U, Hayward T, Bottazzi M: Advancing a vaccine to prevent human schistosomiasis. *Vaccine*. 2016; **34** (26): 2988-2991 [Publisher Full Text](#)

Is the rationale for the Open Letter provided in sufficient detail?

Yes

Does the article adequately reference differing views and opinions?

Yes

Are all factual statements correct, and are statements and arguments made adequately supported by citations?

Yes

Is the Open Letter written in accessible language?

Yes

Where applicable, are recommendations and next steps explained clearly for others to follow?

Yes

Competing Interests: No competing interests were disclosed.

I have read this submission. I believe that I have an appropriate level of expertise to confirm that it is of an acceptable scientific standard.

Referee Report 02 May 2018

[doi:10.21956/aasopenres.13907.r26337](https://doi.org/10.21956/aasopenres.13907.r26337)



Sean C. Murphy 

Department of Laboratory Medicine, University of Washington, Seattle, WA, USA

The report by Elliott *et al.* provides a well-written summary of schistosomiasis and the controlled human infection (CHI) model for *Schistosoma* (CHI-S) developed by the Leiden team followed by an integrated report about a stakeholders meeting conducted in Uganda ahead of possible implementation of the CHI-S model in the endemic Uganda-based site.

Major issues:

- While the paper provides an excellent overview of schistosomiasis and the CHI-S model, the transition from background on schistosomiasis to the report on the meeting could benefit from a brief foreshadowing of the major findings from the stakeholders meeting. While the technical hurdles to implementation of the CHI-S model in Uganda were more easily identified and labeled (and are present in Table 3), it seems more difficult to identify discrete core ethical and community based hurdles. The authors could consider adding more bullet points to Table 3 to expand on some of these ethical and community based hurdles. The authors could also add a few overview-type sentences when the paper transitions from Background/Summary to Stakeholder meeting report.

Minor issues:

- The section titled “The controlled human schistosome infection model” could be re-titled “The controlled human schistosome infection model and considerations for adaptation to Ugandan site”.
- Is there any possibility that adoption of new strains could carry unexpected bacterial flora that could cause unexpected AEs?
- The scientific rationale for importation of the Leiden CHI-S snails/parasites as compared to use of locally-acquired snails/parasites could be expanded upon more fully.
- The following sentence is *much* too long and should be split into 2-3 sentences to improve readability: “Populations of interest for CHI-S will include Ugandans not previously exposed to schistosomiasis (perhaps from an urban setting) as well as those from schistosomiasis-endemic communities (prior exposure for inclusion or exclusion can be determined by measuring IgG antibody to schistosome egg antigen): experience in Kenya with the controlled human malaria infection (CHMI) model showed that participants coming from areas with no active transmission (Nairobi residents) had low baseline responses to malaria, and a challenge response similar to Europeans³, whereas those resident where active malaria transmission occurs had higher baseline responses - indicative of either recent or prior malaria exposure - and a distinct profile of response to challenge (Kapulu, Bejon personal communication).”
- Note that Sanaria's PfSPZ product is NOT yet "FDA approved". This misunderstanding should be corrected toward the end of the section titled “Ethical and regulatory considerations for CHI-S in Uganda”. The Sanaria product is being investigated under an FDA Investigational New Drug application.
- The section “Contribution from representatives of endemic communities” lists contributions from a single individual who is said to speak for some of these communities. However, the section title sounds more generalized than the text indicates. I would suggest folding this section into another section as the current representation seems to potentially overly generalize the responses from one (albeit generous and collaborative) individual.

Is the rationale for the Open Letter provided in sufficient detail?

Yes

Does the article adequately reference differing views and opinions?

Yes

Are all factual statements correct, and are statements and arguments made adequately supported by citations?

Yes

Is the Open Letter written in accessible language?

Yes

Where applicable, are recommendations and next steps explained clearly for others to follow?

Yes

Competing Interests: No competing interests were disclosed.

Referee Expertise: parasitology, malaria vaccines, malaria human challenge studies

I have read this submission. I believe that I have an appropriate level of expertise to confirm that it is of an acceptable scientific standard.
