

Search for High Mass Resonances Decaying to Muon Pairs in $\sqrt{s} = 1.96$ TeV $p\bar{p}$ Collisions

T. Aaltonen,²¹ B. Álvarez González,^{9,w} S. Amerio,^{43a} D. Amidei,³² A. Anastassov,³⁷ A. Annovi,¹⁷ J. Antos,¹² G. Apollinari,¹⁵ J. A. Appel,¹⁵ A. Apresyan,⁴⁹ T. Arisawa,⁶¹ A. Artikov,¹³ J. Asaadi,⁵⁵ W. Ashmanskas,¹⁵ B. Auerbach,⁶⁴ A. Aurisano,⁵⁵ F. Azfar,⁴¹ W. Badgett,¹⁵ A. Barbaro-Galtieri,²⁶ V. E. Barnes,⁴⁹ B. A. Barnett,²³ P. Barria,^{46,44} P. Bartos,¹² M. Bauce,^{43b,43a} G. Bauer,³⁰ F. Bedeschi,⁴⁴ D. Beecher,²⁸ S. Behari,²³ G. Bellettini,^{45,44} J. Bellinger,⁶³ D. Benjamin,¹⁴ A. Beretvas,¹⁵ A. Bhatti,⁵¹ M. Binkley,^{15,a} D. Bisello,^{43b,43a} I. Bizjak,^{28,aa} K. R. Bland,⁵ B. Blumenfeld,²³ A. Bocci,¹⁴ A. Bodek,⁵⁰ D. Bortoletto,⁴⁹ J. Boudreau,⁴⁸ A. Boveia,¹¹ B. Brau,^{15,b} L. Brigliadori,^{6b,6a} A. Brisuda,¹² C. Bromberg,³³ E. Brucken,²¹ M. Bucciantonio,^{45,44} J. Budagov,¹³ H. S. Budd,⁵⁰ S. Budd,²² K. Burkett,¹⁵ G. Busetto,^{43b,43a} P. Bussey,¹⁹ A. Buzatu,³¹ C. Calancha,²⁹ S. Camarda,⁴ M. Campanelli,³³ M. Campbell,³² F. Canelli,^{11,15} A. Canepa,⁴³ B. Carls,²² D. Carlsmith,⁶³ R. Carosi,⁴⁴ S. Carrillo,^{16,l} S. Carron,¹⁵ B. Casal,⁹ M. Casarsa,¹⁵ A. Castro,^{6b,6a} P. Catastini,¹⁵ D. Cauz,⁵⁶ V. Cavaliere,^{46,44} M. Cavalli-Sforza,⁴ A. Cerri,^{26,g} L. Cerrito,^{28,r} Y. C. Chen,¹ M. Chertok,⁶ G. Chiarelli,⁴⁴ G. Chlachidze,¹⁵ F. Chlebana,¹⁵ K. Cho,²⁵ D. Chokheli,¹³ J. P. Chou,²⁰ W. H. Chung,⁶³ Y. S. Chung,⁵⁰ C. I. Ciobanu,⁴² M. A. Ciocci,^{46,44} A. Clark,¹⁸ G. Compostella,^{43b,43a} M. E. Convery,¹⁵ J. Conway,⁶ M. Corbo,⁴² M. Cordelli,¹⁷ C. A. Cox,⁶ D. J. Cox,⁶ K. Cranmer,³⁶ F. Crescioli,^{45,44} C. Cuenca Almenar,⁶⁴ J. Cuevas,^{9,w} R. Culbertson,¹⁵ D. Dagenhart,¹⁵ N. d'Ascenzo,^{42,u} M. Datta,¹⁵ P. de Barbaro,⁵⁰ S. De Cecco,⁵² G. De Lorenzo,⁴ M. Dell'Orso,^{45,44} C. Deluca,⁴ L. Demortier,⁵¹ J. Deng,^{14,d} M. Deninno,^{6a} F. Devoto,²¹ M. d'Errico,^{43b,43a} A. Di Canto,^{45,44} B. Di Ruzza,⁴⁴ J. R. Dittmann,⁵ M. D'Onofrio,²⁷ S. Donati,^{45,44} P. Dong,¹⁵ M. Dorigo,⁵⁶ T. Dorigo,^{43a} K. Ebina,⁶¹ A. Elagin,⁵⁵ A. Eppig,³² R. Erbacher,⁶ D. Errede,²² S. Errede,²² N. Ershaidat,^{42,z} R. Eusebi,⁵⁵ H. C. Fang,²⁶ S. Farrington,⁴¹ M. Feindt,²⁴ J. P. Fernandez,²⁹ C. Ferrazza,^{47,44} R. Field,¹⁶ G. Flanagan,^{49,s} R. Forrest,⁶ M. J. Frank,⁵ M. Franklin,²⁰ J. C. Freeman,¹⁵ Y. Funakoshi,⁶¹ I. Furic,¹⁶ M. Gallinaro,⁵¹ J. Galyardt,¹⁰ J. E. Garcia,¹⁸ A. F. Garfinkel,⁴⁹ P. Garosi,^{46,44} H. Gerberich,²² E. Gerchtein,¹⁵ S. Giagu,^{53,52} V. Giakoumopoulou,³ P. Giannetti,⁴⁴ K. Gibson,⁴⁸ C. M. Ginsburg,¹⁵ N. Giokaris,³ P. Giromini,¹⁷ M. Giunta,⁴⁴ G. Giurgiu,²³ V. Glagolev,¹³ D. Glenzinski,¹⁵ M. Gold,³⁵ D. Goldin,⁵⁵ N. Goldschmidt,¹⁶ A. Golossanov,¹⁵ G. Gomez,⁹ G. Gomez-Ceballos,³⁰ M. Goncharov,³⁰ O. González,²⁹ I. Gorelov,³⁵ A. T. Goshaw,¹⁴ K. Goulianos,⁵¹ A. Gresele,^{43a} S. Grinstein,⁴ C. Grosso-Pilcher,¹¹ R. C. Group,⁶⁰ J. Guimaraes da Costa,²⁰ Z. Gunay-Unalan,³³ C. Haber,²⁶ S. R. Hahn,¹⁵ E. Halkiadakis,⁵⁴ A. Hamaguchi,⁴⁰ J. Y. Han,⁵⁰ F. Happacher,¹⁷ K. Hara,⁵⁸ D. Hare,⁵⁴ M. Hare,⁵⁹ R. F. Harr,⁶² K. Hatakeyama,⁵ C. Hays,⁴¹ M. Heck,²⁴ J. Heinrich,⁴³ M. Herndon,⁶³ S. Hewamanage,⁵ D. Hidas,⁵⁴ A. Hocker,¹⁵ W. Hopkins,^{15,h} D. Horn,²⁴ S. Hou,¹ R. E. Hughes,³⁸ M. Hurwitz,¹¹ U. Husemann,⁶⁴ N. Hussain,³¹ M. Hussein,³³ J. Huston,³³ G. Introzzi,⁴⁴ M. Iori,^{53,52} A. Ivanov,^{6,p} E. James,¹⁵ D. Jang,¹⁰ B. Jayatilaka,¹⁴ E. J. Jeon,²⁵ M. K. Jha,^{6a} S. Jindariani,¹⁵ W. Johnson,⁶ M. Jones,⁴⁹ K. K. Joo,²⁵ S. Y. Jun,¹⁰ T. R. Junk,¹⁵ T. Kamon,⁵⁵ P. E. Karchin,⁶² Y. Kato,^{40,o} W. Ketchum,¹¹ J. Keung,⁴³ V. Khotilovich,⁵⁵ B. Kilminster,¹⁵ D. H. Kim,²⁵ H. S. Kim,²⁵ H. W. Kim,²⁵ J. E. Kim,²⁵ M. J. Kim,¹⁷ S. B. Kim,²⁵ S. H. Kim,⁵⁸ Y. K. Kim,¹¹ N. Kimura,⁶¹ M. Kirby,¹⁵ S. Klimentenko,¹⁶ K. Kondo,⁶¹ D. J. Kong,²⁵ J. Konigsberg,¹⁶ A. V. Kotwal,¹⁴ M. Kreps,²⁴ J. Kroll,⁴³ D. Krop,¹¹ N. Krumnack,^{5,m} M. Kruse,¹⁴ V. Krutelyov,^{55,e} T. Kuhr,²⁴ M. Kurata,⁵⁸ S. Kwang,¹¹ A. T. Laasanen,⁴⁹ S. Lami,⁴⁴ S. Lammel,¹⁵ M. Lancaster,²⁸ R. L. Lander,⁶ K. Lannon,^{38,v} A. Lath,⁵⁴ G. Latino,^{46,44} I. Lazzizzera,^{43a} T. LeCompte,² E. Lee,⁵⁵ H. S. Lee,¹¹ J. S. Lee,²⁵ S. W. Lee,^{55,x} S. Leo,^{45,44} S. Leone,⁴⁴ J. D. Lewis,¹⁵ C.-J. Lin,²⁶ J. Linacre,⁴¹ M. Lindgren,¹⁵ E. Lipeles,⁴³ A. Lister,¹⁸ D. O. Litvintsev,¹⁵ C. Liu,⁴⁸ Q. Liu,⁴⁹ T. Liu,¹⁵ S. Lockwitz,⁶⁴ N. S. Lockyer,⁴³ A. Loginov,⁶⁴ D. Lucchesi,^{43b,43a} J. Lueck,²⁴ P. Lujan,²⁶ P. Lukens,¹⁵ G. Lungu,⁵¹ J. Lys,²⁶ R. Lysak,¹² R. Madrak,¹⁵ K. Maeshima,¹⁵ K. Makhoul,³⁰ P. Maksimovic,²³ S. Malik,⁵¹ G. Manca,^{27,c} A. Manousakis-Katsikakis,³ F. Margaroli,⁴⁹ C. Marino,²⁴ M. Martínez,⁴ R. Martínez-Ballarín,²⁹ P. Mastrandrea,⁵² M. Mathis,²³ M. E. Mattson,⁶² P. Mazzanti,^{6a} K. S. McFarland,⁵⁰ P. McIntyre,⁵⁵ R. McNulty,^{27,j} A. Mehta,²⁷ P. Mehtala,²¹ A. Menzione,⁴⁴ C. Mesropian,⁵¹ T. Miao,¹⁵ D. Mietlicki,³² A. Mitra,¹ H. Miyake,⁵⁸ S. Moed,²⁰ N. Moggi,^{6a} M. N. Mondragon,^{15,l} C. S. Moon,²⁵ R. Moore,¹⁵ M. J. Morello,¹⁵ J. Morlock,²⁴ P. Movilla Fernandez,¹⁵ A. Mukherjee,¹⁵ Th. Muller,²⁴ P. Murat,¹⁵ M. Mussini,^{6b,6a} J. Nachtman,^{15,n} Y. Nagai,⁵⁸ J. Naganoma,⁶¹ I. Nakano,³⁹ A. Napier,⁵⁹ J. Nett,⁵⁵ C. Neu,⁶⁰ M. S. Neubauer,²² J. Nielsen,^{26,f} L. Nodulman,² O. Norriella,²² E. Nurse,²⁸ L. Oakes,⁴¹ S. H. Oh,¹⁴ Y. D. Oh,²⁵ I. Oksuzian,⁶⁰ T. Okusawa,⁴⁰ R. Orava,²¹ L. Ortolan,⁴ S. Pagan Griso,^{43b,43a} C. Pagliarone,⁵⁶ E. Palencia,^{9,g} V. Papadimitriou,¹⁵ A. A. Paramonov,² J. Patrick,¹⁵ G. Pauletta,^{57,56} M. Paulini,¹⁰ C. Paus,³⁰ D. E. Pellett,⁶ A. Penzo,⁵⁶ T. J. Phillips,¹⁴ G. Piacentino,⁴⁴ E. Pianori,⁴³ J. Pilot,³⁸ K. Pitts,²² C. Plager,⁸ L. Pondrom,⁶³ K. Potamianos,⁴⁹ O. Poukhov,^{13,a} F. Prokoshin,^{13,y} A. Pronko,¹⁵ F. Ptohos,^{17,i} E. Pueschel,¹⁰ G. Punzi,^{45,44} J. Pursley,⁶³ E. Quinlan,⁷ A. Rahaman,⁴⁸ V. Ramakrishnan,⁶³ N. Ranjan,⁴⁹ I. Redondo,²⁹ P. Renton,⁴¹ M. Rescigno,⁵² F. Rimondi,^{6b,6a} L. Ristori,^{43,15} A. Robson,¹⁹ T. Rodrigo,⁹ T. Rodriguez,⁴³ E. Rogers,²² S. Rolli,⁵⁹ R. Roser,¹⁵ M. Rossi,⁵⁶ F. Rubbo,¹⁵ F. Ruffini,^{46,44}

A. Ruiz,⁹ J. Russ,¹⁰ V. Rusu,¹⁵ A. Safonov,⁵⁵ W. K. Sakumoto,⁵⁰ Y. Sakurai,⁶¹ L. Santi,^{57,56} L. Sartori,⁴⁴ K. Sato,⁵⁸ V. Saveliev,^{42,u} A. Savoy-Navarro,⁴² P. Schlabach,¹⁵ A. Schmidt,²⁴ E. E. Schmidt,¹⁵ M. P. Schmidt,^{64,a} M. Schmitt,³⁷ T. Schwarz,⁶ L. Scodellaro,⁹ A. Scribano,^{46,44} F. Scuri,⁴⁴ A. Sedov,⁴⁹ S. Seidel,³⁵ Y. Seiya,⁴⁰ A. Semenov,¹³ F. Sforza,^{45,44} A. Sfyrla,²² S. Z. Shalhout,⁶ T. Shears,²⁷ P. F. Shepard,⁴⁸ M. Shimojima,^{58,t} S. Shiraishi,¹¹ M. Shochet,¹¹ I. Shreyber,³⁴ A. Simonenko,¹³ P. Sinervo,³¹ A. Sissakian,^{13,a} K. Sliwa,⁵⁹ J. R. Smith,⁶ F. D. Snider,¹⁵ A. Soha,¹⁵ S. Somalwar,⁵⁴ V. Sorin,⁴ P. Squillacioti,¹⁵ M. Stancari,¹⁵ M. Stanitzki,⁶⁴ R. St. Denis,¹⁹ B. Stelzer,³¹ O. Stelzer-Chilton,³¹ D. Stentz,³⁷ J. Strologas,³⁵ G. L. Strycker,³² Y. Sudo,⁵⁸ A. Sukhanov,¹⁶ I. Suslov,¹³ K. Takemasa,⁵⁸ Y. Takeuchi,⁵⁸ J. Tang,¹¹ M. Tecchio,³² P. K. Teng,¹ J. Thom,^{15,h} J. Thome,¹⁰ G. A. Thompson,²² E. Thomson,⁴³ P. Tito-Guzmán,²⁹ S. Tkaczyk,¹⁵ D. Toback,⁵⁵ S. Tokar,¹² K. Tollefson,³³ T. Tomura,⁵⁸ D. Tonelli,¹⁵ S. Torre,¹⁷ D. Torretta,¹⁵ P. Totaro,^{57,56} M. Trovato,^{47,44} Y. Tu,⁴³ F. Ukegawa,⁵⁸ S. Uozumi,²⁵ A. Varganov,³² F. Vázquez,^{16,1} G. Velev,¹⁵ C. Vellidis,³ M. Vidal,²⁹ I. Vila,⁹ R. Vilar,⁹ J. Vizán,⁹ M. Vogel,³⁵ G. Volpi,^{45,44} P. Wagner,⁴³ R. L. Wagner,¹⁵ T. Wakisaka,⁴⁰ R. Wallny,⁸ S. M. Wang,¹ A. Warburton,³¹ D. Waters,²⁸ M. Weinberger,⁵⁵ W. C. Wester III,¹⁵ B. Whitehouse,⁵⁹ D. Whiteson,⁷ A. B. Wicklund,² E. Wicklund,¹⁵ S. Wilbur,¹¹ F. Wick,²⁴ H. H. Williams,⁴³ J. S. Wilson,³⁸ P. Wilson,¹⁵ B. L. Winer,³⁸ P. Wittich,^{15,h} S. Wolbers,¹⁵ H. Wolfe,³⁸ T. Wright,³² X. Wu,¹⁸ Z. Wu,⁵ K. Yamamoto,⁴⁰ J. Yamaoka,¹⁴ T. Yang,¹⁵ U. K. Yang,^{11,q} Y. C. Yang,²⁵ W.-M. Yao,²⁶ G. P. Yeh,¹⁵ K. Yi,^{15,n} J. Yoh,¹⁵ K. Yorita,⁶¹ T. Yoshida,^{40,k} G. B. Yu,¹⁴ I. Yu,²⁵ S. S. Yu,¹⁵ J. C. Yun,¹⁵ A. Zanetti,⁵⁶ Y. Zeng,¹⁴ and S. Zucchelli^{6b,6a}

(CDF Collaboration)

¹*Institute of Physics, Academia Sinica, Taipei, Taiwan 11529, Republic of China*²*Argonne National Laboratory, Argonne, Illinois 60439, USA*³*University of Athens, 157 71 Athens, Greece*⁴*Institut de Física d'Altes Energies, ICREA, Universitat Autònoma de Barcelona, E-08193, Bellaterra (Barcelona), Spain*⁵*Baylor University, Waco, Texas 76798, USA*^{6a}*Istituto Nazionale di Fisica Nucleare Bologna, I-40127 Bologna, Italy*^{6b}*University of Bologna, I-40127 Bologna, Italy*⁶*University of California, Davis, Davis, California 95616, USA*⁷*University of California, Irvine, Irvine, California 92697, USA*⁸*University of California, Los Angeles, Los Angeles, California 90024, USA*⁹*Instituto de Física de Cantabria, CSIC-University of Cantabria, 39005 Santander, Spain*¹⁰*Carnegie Mellon University, Pittsburgh, Pennsylvania 15213, USA*¹¹*Enrico Fermi Institute, University of Chicago, Chicago, Illinois 60637, USA*¹²*Comenius University, 842 48 Bratislava, Slovakia;**Institute of Experimental Physics, 040 01 Kosice, Slovakia*¹³*Joint Institute for Nuclear Research, RU-141980 Dubna, Russia*¹⁴*Duke University, Durham, North Carolina 27708, USA*¹⁵*Fermi National Accelerator Laboratory, Batavia, Illinois 60510, USA*¹⁶*University of Florida, Gainesville, Florida 32611, USA*¹⁷*Laboratori Nazionali di Frascati, Istituto Nazionale di Fisica Nucleare, I-00044 Frascati, Italy*¹⁸*University of Geneva, CH-1211 Geneva 4, Switzerland*¹⁹*Glasgow University, Glasgow G12 8QQ, United Kingdom*²⁰*Harvard University, Cambridge, Massachusetts 02138, USA*²¹*Division of High Energy Physics, Department of Physics, University of Helsinki and Helsinki Institute of Physics, FIN-00014, Helsinki, Finland*²²*University of Illinois, Urbana, Illinois 61801, USA*²³*The Johns Hopkins University, Baltimore, Maryland 21218, USA*²⁴*Institut für Experimentelle Kernphysik, Karlsruhe Institute of Technology, D-76131 Karlsruhe, Germany*²⁵*Center for High Energy Physics: Kyungpook National University, Daegu 702-701, Korea;**Seoul National University, Seoul 151-742, Korea;**Sungkyunkwan University, Suwon 440-746, Korea;**Korea Institute of Science and Technology Information, Daejeon 305-806, Korea;**Chonnam National University, Gwangju 500-757, Korea;**Chonbuk National University, Jeonju 561-756, Korea*²⁶*Ernest Orlando Lawrence Berkeley National Laboratory, Berkeley, California 94720, USA*²⁷*University of Liverpool, Liverpool L69 7ZE, United Kingdom*²⁸*University College London, London WC1E 6BT, United Kingdom*²⁹*Centro de Investigaciones Energéticas Medioambientales y Tecnológicas, E-28040 Madrid, Spain*

- ³⁰Massachusetts Institute of Technology, Cambridge, Massachusetts 02139, USA
³¹Institute of Particle Physics: McGill University, Montréal, Québec, Canada H3A 2T8;
 Simon Fraser University, Burnaby, British Columbia, Canada V5A 1S6;
 University of Toronto, Toronto, Ontario, Canada M5S 1A7;
 and TRIUMF, Vancouver, British Columbia, Canada V6T 2A3
³²University of Michigan, Ann Arbor, Michigan 48109, USA
³³Michigan State University, East Lansing, Michigan 48824, USA
³⁴Institution for Theoretical and Experimental Physics, ITEP, Moscow 117259, Russia
³⁵University of New Mexico, Albuquerque, New Mexico 87131, USA
³⁶New York University, New York, New York 10003, USA
³⁷Northwestern University, Evanston, Illinois 60208, USA
³⁸The Ohio State University, Columbus, Ohio 43210, USA
³⁹Okayama University, Okayama 700-8530, Japan
⁴⁰Osaka City University, Osaka 588, Japan
⁴¹University of Oxford, Oxford OX1 3RH, United Kingdom
^{43a}Istituto Nazionale di Fisica Nucleare, Sezione di Padova-Trento, I-35131 Padova, Italy
^{43b}University of Padova, I-35131 Padova, Italy
⁴²LPNHE, Université Pierre et Marie Curie/IN2P3-CNRS, UMR7585, Paris, F-75252 France
⁴³University of Pennsylvania, Philadelphia, Pennsylvania 19104, USA
⁴⁴Istituto Nazionale di Fisica Nucleare Pisa, I-56127 Pisa, Italy
⁴⁵University of Pisa, I-56127 Pisa, Italy
⁴⁶University of Siena, I-56127 Pisa, Italy
⁴⁷Scuola Normale Superiore, I-56127 Pisa, Italy
⁴⁸University of Pittsburgh, Pittsburgh, Pennsylvania 15260, USA
⁴⁹Purdue University, West Lafayette, Indiana 47907, USA
⁵⁰University of Rochester, Rochester, New York 14627, USA
⁵¹The Rockefeller University, New York, New York 10065, USA
⁵²Istituto Nazionale di Fisica Nucleare, Sezione di Roma 1, I-00185 Roma, Italy
⁵³Sapienza Università di Roma, I-00185 Roma, Italy
⁵⁴Rutgers University, Piscataway, New Jersey 08855, USA
⁵⁵Texas A&M University, College Station, Texas 77843, USA
⁵⁶Istituto Nazionale di Fisica Nucleare Trieste/Udine, I-34100 Trieste, Italy
⁵⁷University of Trieste/Udine, I-33100 Udine, Italy
⁵⁸University of Tsukuba, Tsukuba, Ibaraki 305, Japan
⁵⁹Tufts University, Medford, Massachusetts 02155, USA
⁶⁰University of Virginia, Charlottesville, Virginia 22906, USA
⁶¹Waseda University, Tokyo 169, Japan
⁶²Wayne State University, Detroit, Michigan 48201, USA
⁶³University of Wisconsin, Madison, Wisconsin 53706, USA
⁶⁴Yale University, New Haven, Connecticut 06520, USA
 (Received 24 January 2011; published 21 March 2011)

We present a search for a new narrow, spin-1, high mass resonance decaying to $\mu^+\mu^- + X$, using a matrix-element-based likelihood and a simultaneous measurement of the resonance mass and production rate. In data with 4.6 fb^{-1} of integrated luminosity collected by the CDF detector in $p\bar{p}$ collisions at $\sqrt{s} = 1960 \text{ GeV}$, the most likely signal cross section is consistent with zero at 16% confidence level. We therefore do not observe evidence for a high mass resonance and place limits on models predicting spin-1 resonances, including $M > 1071 \text{ GeV}/c^2$ at 95% confidence level for a Z' boson with the same couplings to fermions as the Z boson.

DOI: 10.1103/PhysRevLett.106.121801

PACS numbers: 14.70.Pw, 12.60.Cn, 13.85.Rm, 14.80.-j

We report a search for a narrow spin-1 resonance (Z') with decays to muon pairs and a mass between $130 \text{ GeV}/c^2$ and $\approx 1 \text{ TeV}/c^2$. Such a resonance is predicted generically in models with additional gauge groups [1], a feature of many extensions to the standard model of particle physics (SM). Typical examples are little Higgs models [2] and the next-to-minimal supersymmetric model

[3]; models can also be framed generically to cover a large set of potential signals [4].

Current 95% confidence level (C.L.) lower limits on the mass of a Z' boson with the same couplings to fermions as the Z boson (Z'_{SM}) are $1030 \text{ GeV}/c^2$ from a search of CDF dimuon data with 2.3 fb^{-1} of integrated luminosity [5] and 1023 [6] and $963 \text{ GeV}/c^2$ [7] from respective searches in

dielectron data from D0 in 5.4 fb^{-1} and from CDF in 2.5 fb^{-1} , respectively.

This Letter reports a new search of the CDF dimuon data, superseding Ref. [5], with several significant enhancements: twice the integrated luminosity, a matrix-element-based likelihood providing an approximately 20% relative increase in cross-section sensitivity at large Z' mass, and a new statistical approach designed to maximize simultaneously both discovery potential and mass exclusion limits in searches for new physics. This new approach directly fits the data to a single Z' boson hypothesis in the plane of boson mass and signal cross section and can be applied to any search for a hypothetical new particle of unknown mass.

We use a data sample corresponding to an integrated luminosity of 4.6 fb^{-1} , collected with the CDF II detector [8], a general purpose detector designed to study $p\bar{p}$ collisions at the Fermilab Tevatron. The tracking system consists of a cylindrical open-cell drift chamber and silicon microstrip detectors in a 1.4 T magnetic field parallel to the beam axis. The silicon detectors provide tracking information for pseudorapidity $|\eta| < 2$ [9] and are used to reconstruct collision and decay points. The drift chamber surrounds the silicon detectors and gives full coverage in the central pseudorapidity region ($|\eta| < 1$). For the muon kinematics relevant to this search, the tracker provides an invariant mass resolution of $\delta M/M^2 \approx 17\%/(\text{TeV}/c^2)$. Electromagnetic and hadronic calorimeters surrounding the tracking system measure energy from particle showers and minimum ionizing particles such as muons. Drift chambers and scintillators located outside the calorimeters detect muons in the central pseudorapidity region $|\eta| < 1$.

Events used for this search are selected on-line with a trigger requiring a muon candidate with $p_T > 18 \text{ GeV}/c$. The event selection is unchanged from the previous search [5], requiring at least two oppositely charged muons with $p_T > 30 \text{ GeV}/c$ and no identified cosmic rays [10]. Each muon is required to have calorimeter deposits consistent with a minimum ionizing particle and have a track fully within the fiducial volume of the drift chamber. At least one muon must have an associated muon-chamber track.

The dominant and irreducible background is standard model Z/γ^* production with subsequent decay to muons. We model this background by using events generated at leading order by PYTHIA [11] with the CTEQ6L [12] parton distribution functions (PDFs). Events are reweighted by the ratio of next-to-next-to-leading-order to leading-order cross sections as a function of dimuon mass [4]. We use the standard CDF simulation [13] to model the detector response to the particles in the event. The overall normalization of this background is derived from the data near the Z boson pole mass: $70 < M_{\mu\mu} < 110 \text{ GeV}/c^2$.

The remaining background contributions are small relative to standard model sources of dimuons. Decays of WW (1%) and $t\bar{t}$ (1%) to dimuons are described by using PYTHIA

and the CDF detector simulation, normalized to next-to-leading-order cross sections [14]. The background from objects misidentified as muons (0.5%) is estimated by using the distribution of calorimeter energy in the vicinity of each candidate muon in the sample [15]. Cosmic-ray backgrounds ($< 0.01\%$) are modeled by using identified cosmic-ray events, weighted by the probability to survive the cosmic-ray removal algorithm [10].

The observed spectrum of dimuon invariant mass ($M_{\mu\mu}$) is in good agreement with the total SM plus cosmic-ray prediction, as shown in Fig. 1. We expect 1851 ± 90 events with $M_{\mu\mu} > 130 \text{ GeV}/c^2$ and observe 1813 events.

We model the production and decay of a spin-1 resonance Z'_{SM} by using MADEVENT [16], assuming fermionic couplings equal to those of the Z boson. Initial-state QCD radiation, hadronization, and showering are modeled with PYTHIA. The acceptance for Z' boson events varies with invariant mass, increasing from 20% at $200 \text{ GeV}/c^2$ to nearly 40% at $1 \text{ TeV}/c^2$; for pole masses above $M_{Z'} \approx 1 \text{ TeV}/c^2$, the resonance peak is suppressed due to the lack of initial-state partons with sufficient momentum, leading to a drop in mean invariant mass and acceptance.

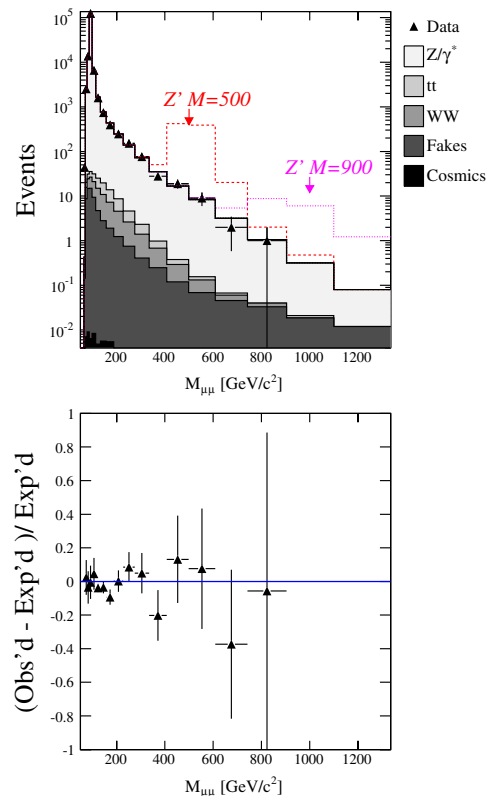


FIG. 1 (color online). Top: The distributions of $M_{\mu\mu}$ for data with 4.6 fb^{-1} of integrated luminosity (triangles) and expected SM backgrounds (histograms) with two example Z'_{SM} signals. Bottom: The relative difference between observed and expected data, as a function of dimuon mass. Error bars show statistical uncertainty.

The previous CDF search [5] used a binned likelihood fit with bins uniform in the inverse of the reconstructed dimuon mass to extract the best-fit signal cross section at a range of masses. That approach weighted events in the same reconstructed inverse mass bin equally, independent of expected track resolutions. We improve on this method by using an unbinned likelihood that includes a theoretical model of the full kinematics of the event and the event-by-event knowledge of the muon p_T resolution. Well-measured events have narrower likelihoods, reflecting the higher quality of their information and making a stronger impact on the fitted result. The likelihood is then used both to set limits on the Z' cross section as a function of mass and to construct a 2D interval that gives a well-defined discovery condition. The joint likelihood is given by

$$L(M_{Z'}, s_{Z'}) = \frac{(N_{bg+Z'})^N e^{-(N_{bg+Z'})}}{N!} \prod_i L(x_i | M_{Z'}, s_{Z'}),$$

where $M_{Z'}$ is the Z' pole mass, N is the number of events in the data, $N_{Z'} (N_{bg+Z'})$ is the number of events expected due to the Z' signal (and background), x_i represents the observed kinematics of the i th event, and $s_{Z'} = N_{Z'}/(N_{bg+Z'})$. The dependence of the per-event likelihood is given by

$$L(x_i | M_{Z'}, s_{Z'}) = s_{Z'} L_{Z'}(x_i | M_{Z'}) + (1 - s_{Z'}) L_{Z/\gamma^*}(x_i),$$

and the likelihood $L_{Z'}$ is calculated by integrating the matrix element for Z' production convolved with PDFs and the detector resolution functions:

$$\begin{aligned} L_{Z'}(x_i = p_1, p_2, \sigma_{p_{T1}}, \sigma_{p_{T2}}, N_{\text{jets}} | M_{Z'}) \\ = \int d\Phi(q_1, q_2) |\mathcal{M}_{Z'}(q_1, q_2, M_{Z'})|^2 f_{\text{PDF}}^p f_{\text{PDF}}^{\bar{p}} \\ \times T(p_1, q_1, \sigma_{p_{T1}}) T(p_2, q_2, \sigma_{p_{T2}}) P_{\text{PT}}(q_1 + q_2, N_{\text{jets}}), \end{aligned}$$

where $p_{1,2}$ represent the four-vectors of the two measured muons, $q_{1,2}$ represent the unknown four-vectors of the two true muons, Φ represents phase space for the true muons, \mathcal{M} is the matrix element, and f_{PDF} is the parton distribution function [12]. $T(p, q, \sigma_{p_T})$ is the transfer function that parametrizes the detector resolution as a function of the measured uncertainty σ_{p_T} , extracted from simulated data; the function uses two Gaussian functions in $1/p_T^\mu$, to describe the bulk and tail regions. P_{PT} is the probability density function for p_T of the $\mu\mu$ system, parameterized in the number of jets (N_{jets}) with $E_T^{\text{jet}} > 15$ GeV and $|\eta^{\text{jet}}| < 2.5$, extracted from simulated samples with initial- and final-state radiation; the function uses two exponential functions in $p_T^{\mu\mu}$ to describe the bulk and tail regions. $L_{Z'}$ is evaluated numerically by using importance-sampling techniques. The distributions of σ_{p_T} for the Z' signal and dominant Z/γ^* background are the same in the phase space region near the hypothesized Z' mass; thus,

they do not affect the likelihood ratio ordering. An analogous expression is used for L_{Z/γ^*} , which describes the likelihood for the dominant Z/γ^* background. In simulated experiments, maximization of $L(x_i | M_{Z'}, s_{Z'})$ faithfully recovers the correct values of $(M_{Z'}, s_{Z'})$.

We analyze the resulting likelihood in two ways. First, we aim to discover the regions in $(M_{Z'}, s_{Z'})$ that are consistent with the data and inconsistent with the SM, making no assumptions about the relationship between $M_{Z'}$ and $s_{Z'}$. We refer to this as the 2D interval analysis. Second, we wish to set limits on the Z' mass in specific models. In that case, we perform a *raster scan*, in which we choose a set of values of $M_{Z'}$ and at each point derive limits on $s_{Z'}$. Together with a prediction for $s_{Z'}(M_{Z'})$ in a specific theory, we can use the raster scan to place lower limits on $M_{Z'}$.

The 2D interval is constructed via the unified ordering scheme [17] in two dimensions, resonance mass and cross section (see Fig. 2). At each test point in the $(M_{Z'}, s_{Z'})$ space, we calculate the ratio of the likelihood at the test

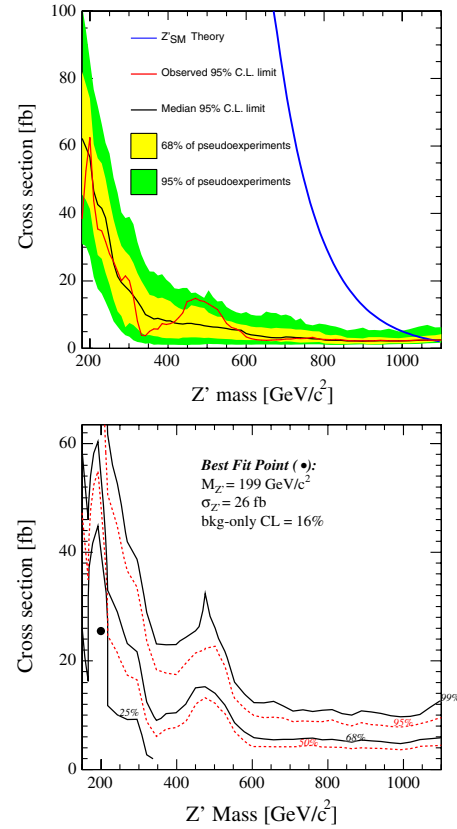


FIG. 2 (color online). Observed 95% C.L. limits in 1D raster scan (top) and 2D intervals (bottom) for the data with 4.6 fb^{-1} of integrated luminosity. The solid circle indicates the best-fit value (\hat{M}, \hat{s}) ; in regions below each line, 25%, 50%, 68%, 95%, and 99% of pseudoexperiments drawn from the point (M, s) yield a likelihood ratio $L(M, s)/L(\hat{M}, \hat{s})$ greater than or equal to the observed ratio in the data. A 16% region (not shown) is the smallest region that still includes the standard model.

TABLE I. Mass limits on specific spin-1 Z' models [4] in the data with 4.6 fb^{-1} of integrated luminosity at 95% confidence level.

Model	Z'_l	Z'_{sec}	Z'_N	Z'_ψ	Z'_χ	Z'_η	Z'_{SM}
Mass limit (GeV/c^2)	817	858	900	917	930	938	1071

point to the likelihood at the best-fit point where the likelihood is maximized. To determine which test points are consistent with the data at a given confidence level, we perform pseudoexperiments drawn from fully simulated samples over a grid of mass and Z' signal cross section; these pseudoexperiments allow us to determine the fraction of pseudoexperiments which have a larger likelihood ratio. Test points which lie between the grid of simulated samples are interpolated between neighboring grid points. The pseudoexperiments include all backgrounds and interference effects between the Z and Z' , as well as variation of the nuisance parameters from systematic uncertainties described below. This approach is well designed for discovery, as it tests the background hypothesis exactly once. The significance of an observation corresponds to the first confidence-level contour that includes a signal rate of zero. It also provides a summary of Z' models consistent with the data without relying on specific model details. In the 2D interval analysis, the best-fit signal cross section of $\sigma = 26 \text{ fb}$ occurs at a resonance mass of $M = 199 \text{ GeV}/c^2$ but is consistent with the standard model at 16% confidence level; in 84% of simulated experiments with no Z' events, we observe a more significant excess.

The raster scan is the traditional approach used in many analyses, including the previous Z' search [5]. It provides mass limits on theories that enforce a relationship between the signal fraction and the resonance mass and is appropriate if outside information indicates a particular mass is interesting. In the presence of a significant excess above the background-only hypothesis, one must account for the number of possible Z' masses, each of which tests the background-only hypothesis: the look-elsewhere effect. The 2D analysis needs no such correction. While the resulting discovery significance of the corrected raster scan will be correct, one will still be left with an interval in the signal fraction at every mass. In contrast, in the presence of a signal, the 2D analysis will provide a range of masses that are consistent with the signal.

Dominant systematic uncertainties [5] include uncertainties on the PDFs and the dependence of the next-to-leading-order cross section on the dimuon invariant mass. These weaken the final limits by 5%–10% depending on mass. Additional uncertainties are the level of initial-state radiation and muon acceptance at large transverse momentum.

The raster scan in mass allows us to set strong limits on specific models of Z' production; see Fig. 2 and Table I.

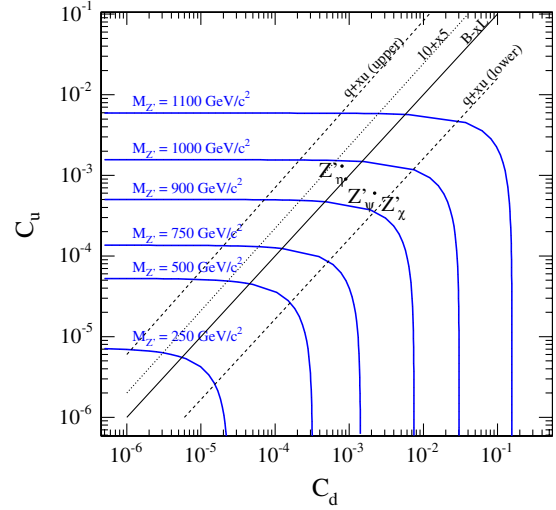


FIG. 3 (color online). Observed 95% C.L. limits for the data with 4.6 fb^{-1} of integrated luminosity expressed as limits on the up- and down-type charges c_u and c_d [4]. The solid and dotted lines show possible models in the $U(1)_{B-XL}$ and $U(1)_{10+X5}$ groups, respectively. The dashed lines show the range for models in the $U(1)_{q+xu}$ group.

The production cross section times the branching fraction to the dimuon final state is determined by the couplings of the fermions to the Z' . Figure 3 shows how mass limits depend on the charges of the up- and down-type fermions to the $U(1)$ group associated with the Z' . Table I shows the limits for the specific models described in Ref. [4].

In conclusion, we have applied the matrix-element-based likelihood technique to a search for new spin-1 resonances decaying to muon pairs, set the strongest limits on the resonance cross section and mass, and introduced a statistical analysis approach that is useful for this analysis as well as for potential LHC discoveries.

We acknowledge useful conversations with Tim Tait. We thank the Fermilab staff and the technical staffs of the participating institutions for their vital contributions. This work was supported by the U.S. Department of Energy and National Science Foundation; the Italian Istituto Nazionale di Fisica Nucleare; the Ministry of Education, Culture, Sports, Science and Technology of Japan; the Natural Sciences and Engineering Research Council of Canada; the National Science Council of the Republic of China; the Swiss National Science Foundation; the A.P. Sloan Foundation; the Bundesministerium für Bildung und Forschung, Germany; the World Class University Program, the National Research Foundation of Korea; the Science and Technology Facilities Council and the Royal Society, United Kingdom; the Institut National de Physique Nucleaire et Physique des Particules/CNRS; the Russian Foundation for Basic Research; the Ministerio de Ciencia e Innovación, and Programa Consolider-Ingenio 2010, Spain; the Slovak R&D Agency; and the Academy of Finland.

- ^aDeceased.
- ^bUniversity of Massachusetts Amherst, Amherst, MA 01003, USA.
- ^cVisitor from Istituto Nazionale di Fisica Nucleare, Sezione di Cagliari, 09042 Monserrato (Cagliari), Italy.
- ^dVisitor from University of California Irvine, Irvine, CA 92697, USA.
- ^eVisitor from University of California Santa Barbara, Santa Barbara, CA 93106, USA.
- ^fVisitor from University of California Santa Cruz, Santa Cruz, CA 95064, USA.
- ^gVisitor from CERN, CH-1211 Geneva, Switzerland.
- ^hVisitor from Cornell University, Ithaca, NY 14853, USA.
- ⁱVisitor from University of Cyprus, Nicosia CY-1678, Cyprus.
- ^jVisitor from University College Dublin, Dublin 4, Ireland.
- ^kVisitor from University of Fukui, Fukui City, Fukui Prefecture, Japan 910-0017.
- ^lVisitor from Universidad Iberoamericana, Mexico D.F., Mexico.
- ^mVisitor from Iowa State University, Ames, IA 50011, USA.
- ⁿVisitor from University of Iowa, Iowa City, IA 52242, USA.
- ^oVisitor from Kinki University, Higashi-Osaka City, Japan 577-8502.
- ^pVisitor from Kansas State University, Manhattan, KS 66506, USA.
- ^qVisitor from University of Manchester, Manchester M13 9PL, United Kingdom.
- ^rVisitor from Queen Mary, University of London, London, E1 4NS, United Kingdom.
- ^sVisitor from Muons, Inc., Batavia, IL 60510, USA.
- ^tVisitor from Nagasaki Institute of Applied Science, Nagasaki, Japan.
- ^uVisitor from National Research Nuclear University, Moscow, Russia.
- ^vVisitor from University of Notre Dame, Notre Dame, IN 46556, USA.
- ^wVisitor from Universidad de Oviedo, E-33007 Oviedo, Spain.
- ^xVisitor from Texas Tech University, Lubbock, TX 79609, USA.
- ^yVisitor from Universidad Tecnica Federico Santa Maria, 110v Valparaiso, Chile.
- ^zVisitor from Yarmouk University, Irbid 211-63, Jordan.
- ^{aa}On leave from J. Stefan Institute, Ljubljana, Slovenia.
- [1] P. Langacker, *Rev. Mod. Phys.* **81**, 1199 (2009), and references therein.
- [2] N. Arkani-Hamed, A.G. Cohen, and H. Georgi, *Phys. Lett. B* **513**, 232 (2001); T. Han, H.E. Logan, B. McElrath and L.-T. Wang, *Phys. Rev. D* **67**, 095004 (2003); T. Han, H.E. Logan, and L.-T. Wang, *J. High Energy Phys.* 01 (2006) 099; M. Perelstein, *Prog. Part. Nucl. Phys.* **58**, 247 (2007).
- [3] M. Cvetič and P. Langacker, *Phys. Rev. D* **54**, 3570 (1996); M. Cvetič *et al.*, *Phys. Rev. D* **56**, 2861 (1997); E. Keith and E. Ma, *Phys. Rev. D* **56**, 7155 (1997); P. Langacker and J. Wang, *Phys. Rev. D* **58**, 115010 (1998).
- [4] M. Carena, A. Daleo, B.A. Dobrescu, and T.M.P. Tait, *Phys. Rev. D* **70**, 093009 (2004).
- [5] T. Aaltonen *et al.* (CDF Collaboration), *Phys. Rev. Lett.* **102**, 091805 (2009).
- [6] V. Abazov *et al.* (D0 Collaboration), *Phys. Lett. B* **695**, 88 (2011).
- [7] T. Aaltonen *et al.* (CDF Collaboration), *Phys. Rev. Lett.* **102**, 031801 (2009).
- [8] D.E. Acosta *et al.* (CDF Collaboration), *Phys. Rev. D* **71**, 032001 (2005); A. Abulencia *et al.* (CDF Collaboration), *J. Phys. G* **34**, 2457 (2007); T. Aaltonen *et al.* (CDF Collaboration), *Phys. Rev. D* **77**, 112001 (2008).
- [9] CDF uses a cylindrical coordinate system with the z axis along the proton beam axis. The pseudorapidity is $\eta \equiv -\ln[\tan(\theta/2)]$, where θ is the polar angle relative to the proton beam direction and ϕ is the azimuthal angle, while $p_T = |p| \sin\theta$ and $E_T = E \sin\theta$.
- [10] A.V. Kotwal, H.K. Gerberich, and C. Hays, *Nucl. Instrum. Methods Phys. Res., Sect. A* **506**, 110 (2003).
- [11] T. Sjöstrand *et al.*, *Comput. Phys. Commun.* **135**, 238 (2001); T. Sjöstrand, *Comput. Phys. Commun.* **82**, 74 (1994).
- [12] J. Pumplin *et al.* (CTEQ Collaboration), *J. High Energy Phys.* 07 (2002) 012.
- [13] T. Affolder *et al.* (CDF Collaboration), *Nucl. Instrum. Methods Phys. Res., Sect. A* **447**, 1 (2000).
- [14] J.M. Campbell and R.K. Ellis, *Phys. Rev. D* **60**, 113006 (1999); R. Bonciani, S. Catani, M.L. Mangano, and P. Nason, *Nucl. Phys.* **B529**, 424 (1998); M. Cacciari *et al.*, *J. High Energy Phys.* 04 (2004) 068.
- [15] D. Acosta *et al.* (CDF Collaboration), *Phys. Rev. Lett.* **93**, 142001 (2004).
- [16] J. Alwall *et al.*, *J. High Energy Phys.* 07 (2007) 028.
- [17] G.J. Feldman and R.D. Cousins, *Phys. Rev. D* **57**, 3873 (1998).