

## Engineering Conferences International ECI Digital Archives

Biochar: Production, Characterization and  
Applications

Proceedings

8-20-2017

# Pyrolytic temperature evaluation of macauba biochar for uranium adsorption from aqueous solutions

Sabine Neusatz Guilhen

*Instituto de Pesquisas Energéticas e Nucleares, Brazil*

Nilce Ortiz

*Instituto de Pesquisas Energéticas e Nucleares, Brazil*

Denise Alves Fungaro

*Instituto de Pesquisas Energéticas e Nucleares, Brazil*

Ondrej Masek

*University of Edinburgh, United Kingdom*

Follow this and additional works at: <http://dc.engconfintl.org/biochar>

 Part of the [Engineering Commons](http://dc.engconfintl.org/biochar)

### Recommended Citation

Sabine Neusatz Guilhen, Nilce Ortiz, Denise Alves Fungaro, and Ondrej Masek, "Pyrolytic temperature evaluation of macauba biochar for uranium adsorption from aqueous solutions" in "Biochar: Production, Characterization and Applications", Franco Berruti, Western University, London, Ontario, Canada Raffaella Ocone, Heriot-Watt University, Edinburgh, UK Ondrej Masek, University of Edinburgh, Edinburgh, UK Eds, ECI Symposium Series, (2017). <http://dc.engconfintl.org/biochar/24>

This Abstract and Presentation is brought to you for free and open access by the Proceedings at ECI Digital Archives. It has been accepted for inclusion in Biochar: Production, Characterization and Applications by an authorized administrator of ECI Digital Archives. For more information, please contact [franco@bepress.com](mailto:franco@bepress.com).



# Pyrolytic temperature evaluation of macauba biochar for uranium adsorption from aqueous solutions

Sabine Neusatz Guilhen <sup>1\*</sup>, Ondřej Mašek <sup>2\*\*</sup>, Nilce Ortiz <sup>1</sup>, Denise Alves Fungaro <sup>1</sup>


<sup>1</sup> Centro de Química e Meio Ambiente  
Instituto de Pesquisas Energéticas e Nucleares  
Comissão Nacional de Energia Nuclear, São Paulo, Brazil  
[\\*snguilhen@ipen.br](mailto:snguilhen@ipen.br)

<sup>2</sup> UK Biochar Research Centre  
School of Geosciences  
University of Edinburgh, Edinburgh, UK  
[\\*\\*ondrej.masek@ed.ac.uk](mailto:**ondrej.masek@ed.ac.uk)

Radioactive Waste Management



IEA-R1 Research Reactor



Radioisotopes Production



Instituto de Pesquisas  
Energéticas e Nucleares

**ipen**

Nuclear and Energy  
Research Institute

Co-60 Irradiator



Cyclotron C18



Tc-99m Generator




## Chemistry and Environment Center

Laboratory of Soil and Adsorption Processes

Dr. Fungaro  
(Advisor)



Dr. Ortiz  
(Co-Advisor)



Sabine  
(PhD) Student



Dr. Masek  
(Co-Author/ Collaborator)



UK Blochar Research Centre

## Chemistry and Environment Center/IPEN

1. Laboratory of Alternative Refining Technologies

2. Laboratory of Molecular Nanotechnology

3. Laboratory of Electrochemistry

4. Laboratory of Thermal Processes and Decomposition of Wastes

5. Laboratory of Process Development for Mo-99 Production

6. Laboratory of Synthesis and Characterization of Polymers

7. Laboratory of Polymeric Biomaterials

8. Laboratory of Chemical and Environmental Analysis

9. Laboratory of Chemical Characterization

10. Laboratory of X-Ray Fluorescence Spectrometry

11. Laboratory of Ecotoxicology

12. Laboratory of Atmospheric Chemistry

**13. Laboratory of Soil and Adsorption Processes**

# Problem: Radioactive wastes

- Various activities in the nuclear industry (mining, research, fuel cycle, nuclear medicine) generate aqueous wastes containing radionuclides;
- Reduce the release of radioactive and toxic substances in the environment requires constant improvement of processes and technologies for treatment and conditioning of these wastes;
- Treatment of liquid radioactive wastes involves the application of several steps, such as filtration, precipitation, sorption, ion exchange, evaporation and/or membrane separation;
- It must meet the requirements for both – the release of decontaminated effluents into the environment and the conditioning of waste concentrates for disposal;

# Problem: Radioactive wastes

- Uranium is a radioactive heavy metal occurring naturally in almost all rocks and soils;
- Natural uranium is a **mixture of 3 isotopes  $^{234}\text{U}$  (0,005%),  $^{235}\text{U}$  (0,711%) e  $^{238}\text{U}$  (99,284%)**, among which the most abundant is the U-238, with a half-life of 4.5 billion years;
- Chemically, they behave the same way;
- However, the U isotopes **decay through alfa-particle emission** in order to reach stability;
- **Alfa particles are highly ionizing** (cause damage to living tissues), although little penetrating;
- When ingested or inhaled, uranium particles can irradiate a person from the inside;
- EPA establishes a maximum of 0.03 mg of U/L (30 ppb) in potable water / Brazil admits only 0.02 mg/L.

# Problem: Radioactive wastes

- The nuclear fuel cycle involve a series of steps in which several uranium compounds are generated;
- IPEN's research reactor uses a 19.75% enriched uranium fuel of uranium silicide  $U_2Si_3$  (nuclear power plants require an average of 4% enriched fuel);
- IPEN's Chemistry and Environment Center performs a series of analysis along the production chain in order to qualify the fuel;
- One consequence of these analysis is the generation of aqueous wastes containing uranium in low concentrations (about 250 x higher than the maximum allowed limit);
- High concentrations of U in solution can be treated by precipitation, followed by filtration;
- Most of the times, this process is not 100% effective and remnant ions remain in the solution – usually at concentrations above the maximum established limits;
- Treatment of low concentrated solutions require a more refined technique – Adsorption is a simple and cost-effective technique, with the ability to specifically remove undesired substances from solutions;
- Several adsorbent materials are available and can be tested and improved – **Biochar can be a good adsorbents for heavy metals because of their porous structure, charged surface, and surface functional groups. Moreover, they can be produced from natural renewable feedstocks.**

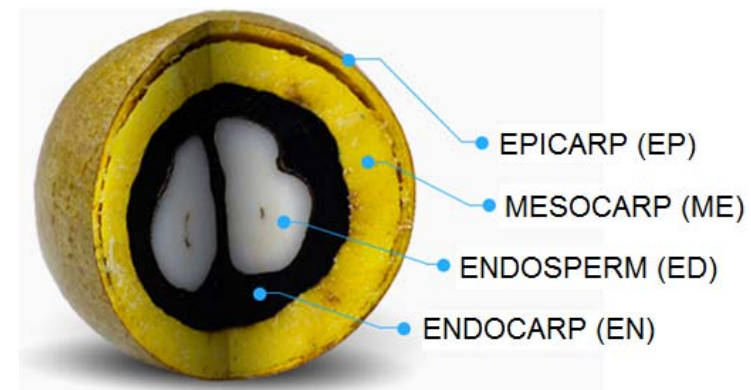
# Feedstock selection

Palm tree native to Brazil, with potential to be produced in so-called silvopastoral systems without land use change and in a economically and socially sustainable way.

It has great economic potential. Its fruits/coconuts can be processed into plant oil destined for food and cosmetic industries as well as for the production of biodiesel and biokerosene; and animal fodder (press cake).

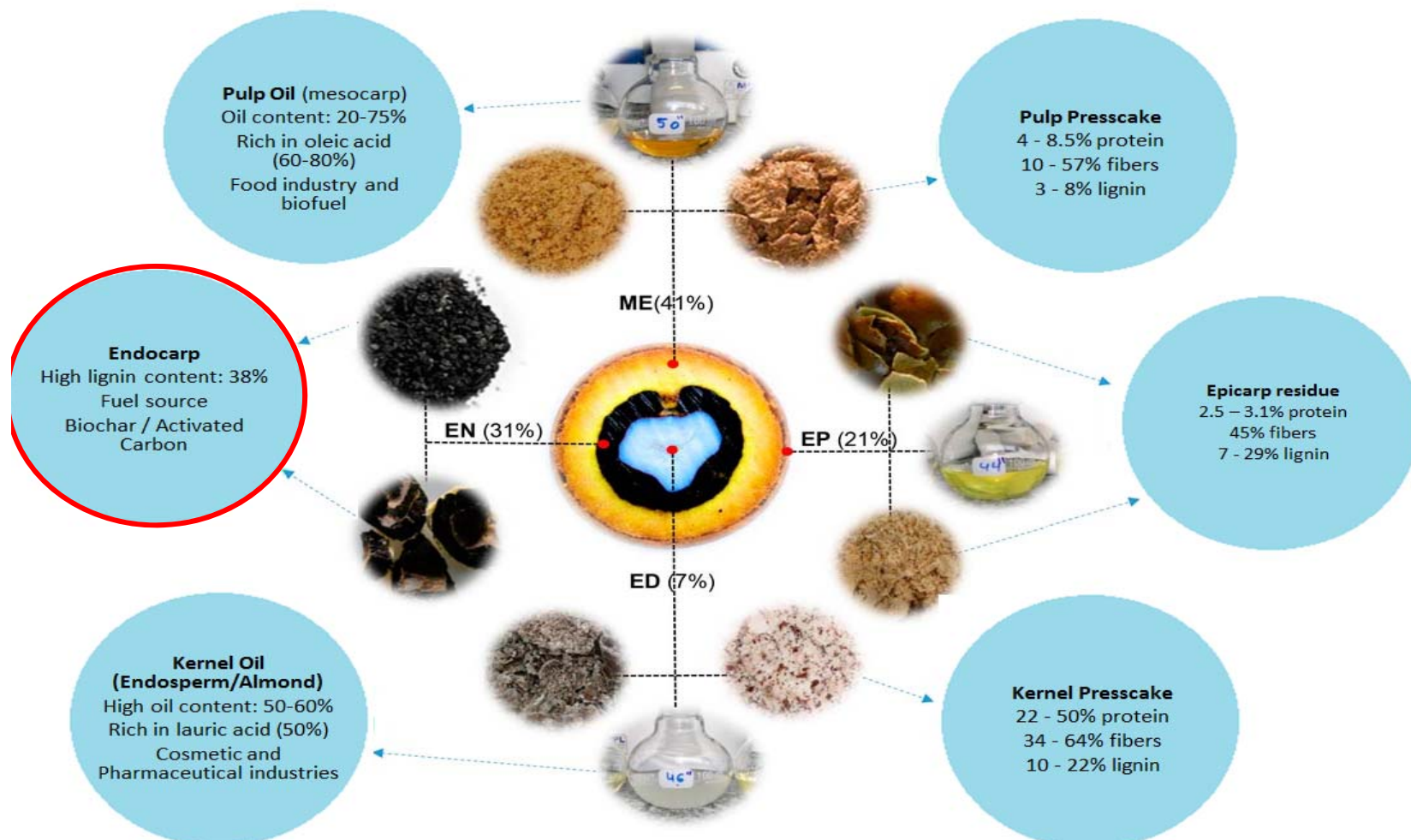


Macauba Palm Tree  
(*Acrocomia aculeata*)



Endocarp = approx. 33% of the whole fruit

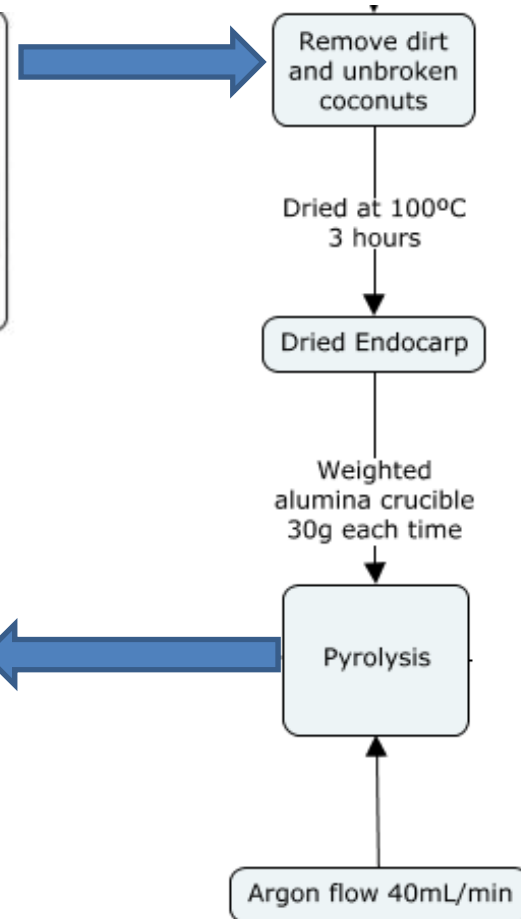




# Biochar production



T = 250°C	BC250
T = 350°C	BC350
T = 450°C	BC450
T = 550°C	BC550
T = 650°C	BC650
T = 750°C	BC750

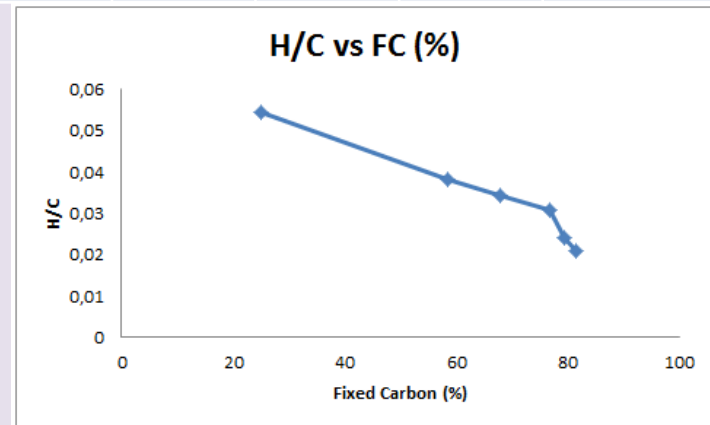
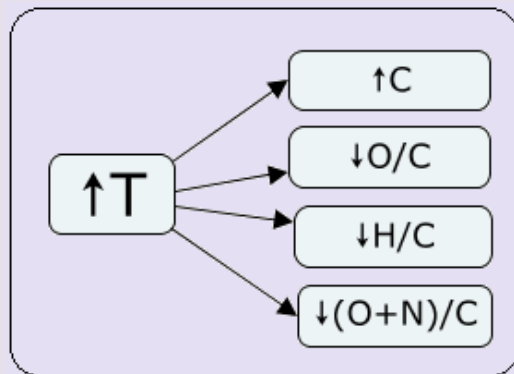


## Biochar tiel and proximate analysis

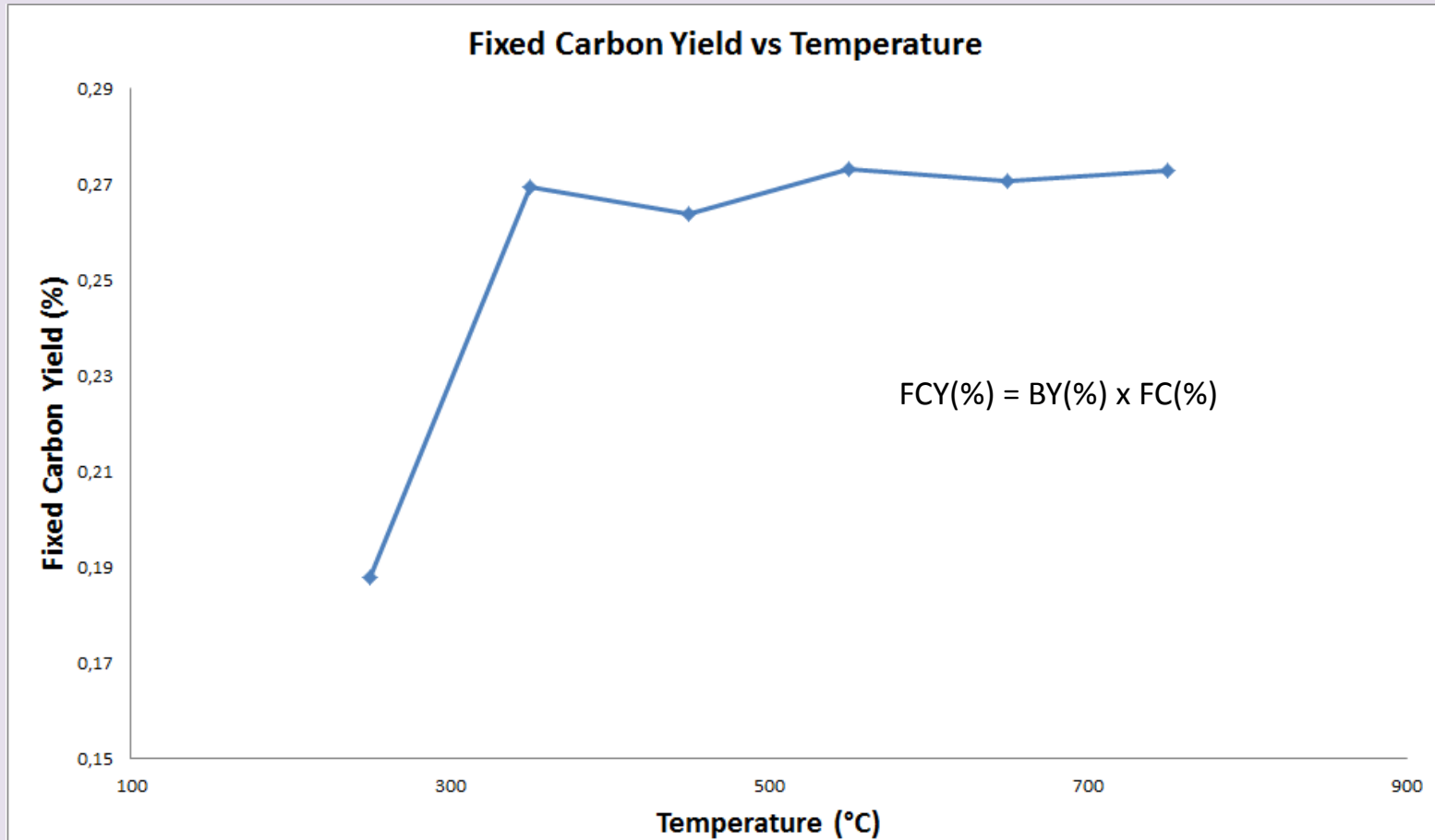
Parameter	Yield(%)	VM(%)	FC(%)
BC250	75.21	65.64	24.97
BC350	46.09	35.13	58.44
BC450	38.88	27.35	67.81
BC550	35.57	18.92	76.74
BC650	34.10	15.56	79.36
BC750	33.44	13.00	81.50

# Elemental analysis

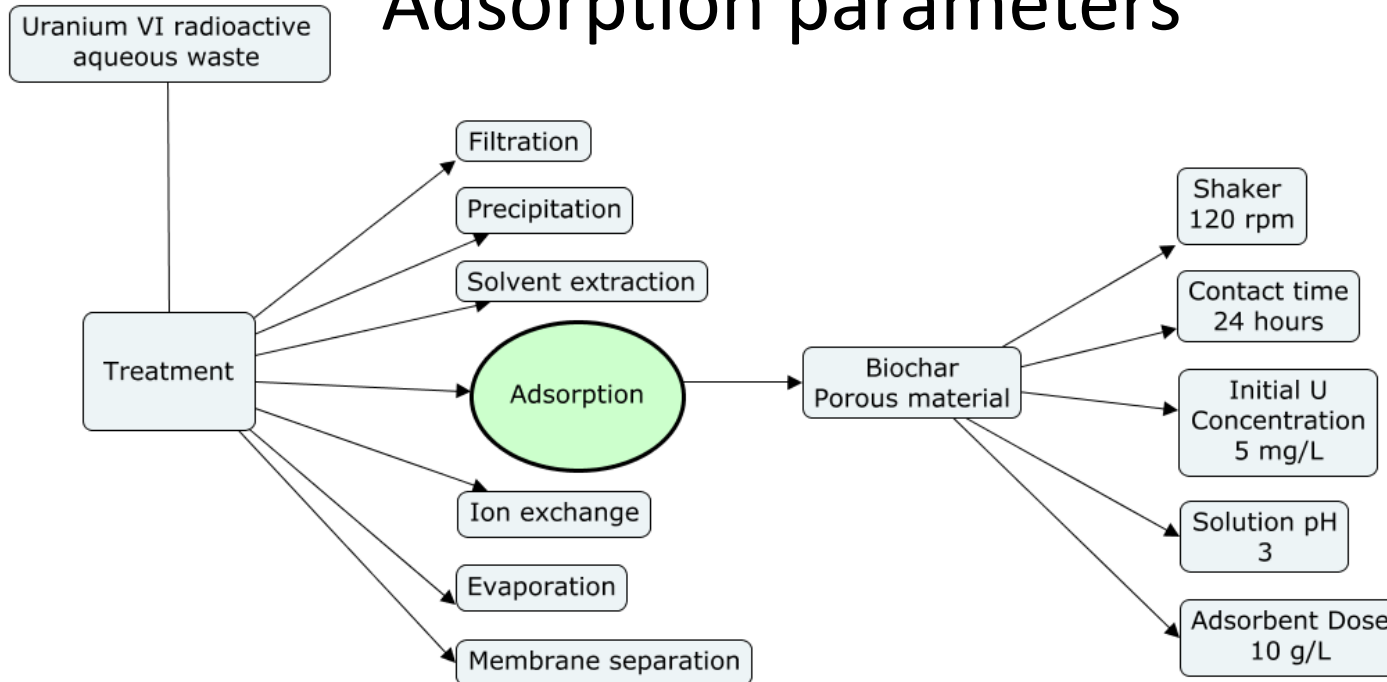
BC	C (%)	H (%)	O (%)	N (%)	S (%)	H/C	O/C	(O+N)/C
BC250	52.4	2.85	44.6	0.75	0.26	0.054	0.851	0.865
BC350	57.5	2.18	28.1	0.59	0.25	0.038	0.489	0.499
BC450	62.4	2.14	23.2	0.57	0.24	0.034	0.372	0.381
BC550	69.5	2.13	22.4	0.53	0.24	0.031	0.322	0.330
BC650	70.8	1.69	17.8	0.51	0.23	0.024	0.251	0.259
BC750	75.1	1.56	16.5	0.41	0.23	0.021	0.220	0.225



# Fixed carbon yield



# Adsorption parameters

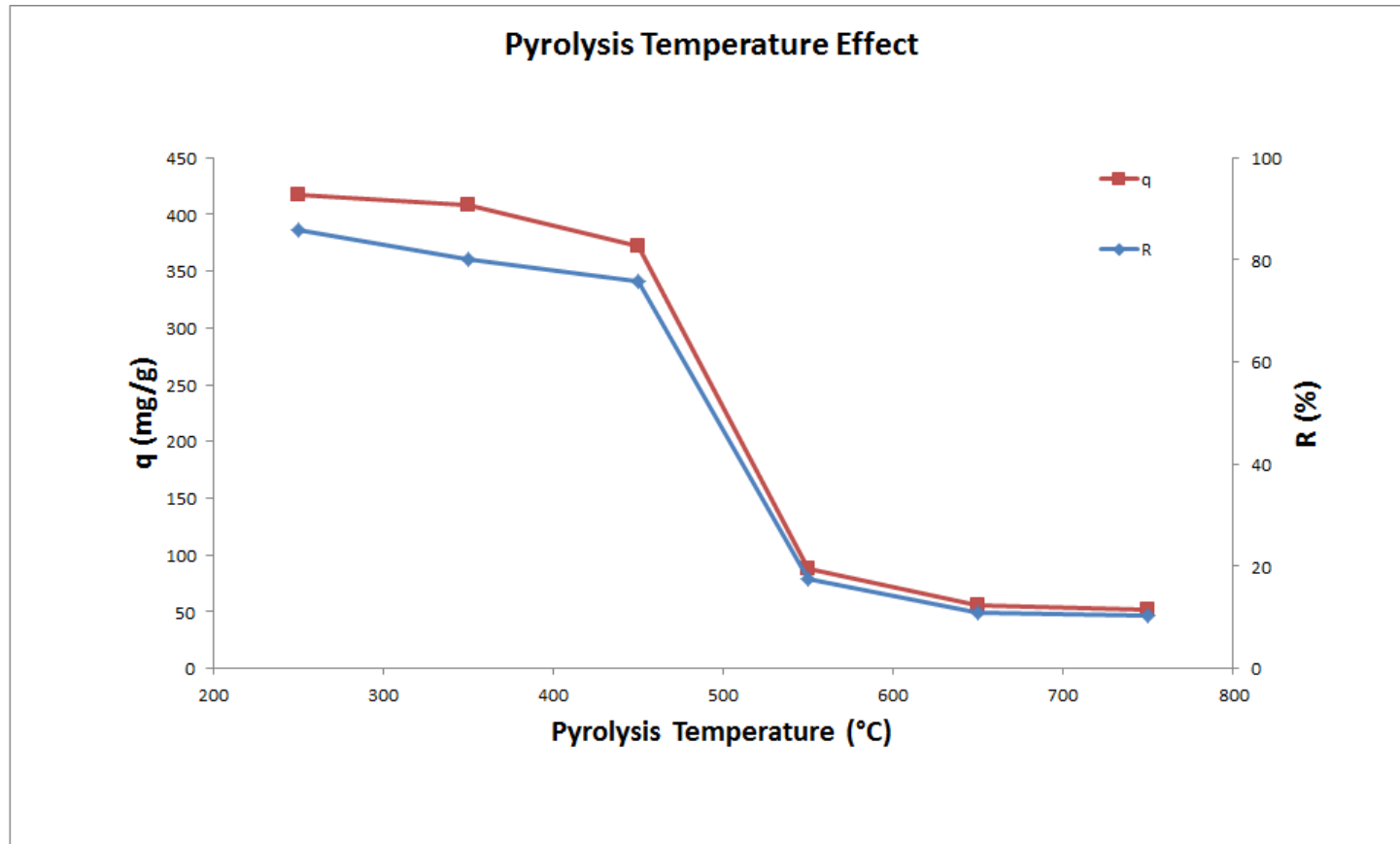


The adsorption capacity ( $q$ , mg/g) and the extraction efficiency ( $R$ , %) are calculated

$$q_t = \frac{(C_0 - C_t) \times V}{M}$$

$$R (\%) = \left( \frac{C_0 - C_t}{C_0} \right) \times 100$$

# Adsorption experiments



# Conclusions

- Based on proximate analysis, BC350 was selected as the working biochar (BC) for adsorption studies aiming at the removal of uranium U(VI) from aqueous solutions;
  - Submitting the endocarp to temperatures higher than 350°C is unnecessary: this is important for saving time and reducing operational costs;
- Macauba biochar proved to be a suitable adsorbent for the removal of uranium: an 80.1% removal was achieved when BC350 was used (Note: for the NON-ACTIVATED biochar);
- O/C and H/C are relevant parameters when adsorption capacity of the material is being evaluated, indicating that oxygenated and hydroxylated functional groups are probably responsible for the adsorption of uranium onto the biochar's surface.



# Next Steps

- Perform adsorption studies to determine the influence of parameters such as pH, adsorbent dose and initial concentration on the adsorption of U(VI)
- Evaluation of the adsorption process through isotherms mathematical models – should provide some light about the model that best describes the adsorption;
- Characterization of the biochar employing **X-ray diffraction, X-ray fluorescence, scanning electron microscopy, infrared spectroscopy** and other techniques – should provide enough information about the biochar's surface chemistry and properties, allowing a better understanding of the mechanisms that might be involved in the adsorption process;
- Perform the activation of the biochar to evaluate the possibility of improvement in the uranium removal;

## Special thanks to:



Dr. Masek  
UK Biochar Research Centre  
The University of Edinburgh



Felipe Morbi, CEO  
[felipe@soleabrasil.com.br](mailto:felipe@soleabrasil.com.br)  
[www.soleabrasil.com.br](http://www.soleabrasil.com.br)



Dr. Jorge Tenorio  
Laboratory of Recycling, Waste Treatment and Extraction  
University of São Paulo