

Engineering Conferences International ECI Digital Archives

Scale-up and Manufacturing of Cell-based Therapies
V

Proceedings

1-15-2017

Modification of T lymphocytes with lentiviral vectors for expression of anti-CD19 chimeric antigen receptor (CAR)

Virgínia Picanço-Castro
Fundação Hemocentro de Ribeirão Preto

Pablo Moço
Fundação Hemocentro de Ribeirão Preto, pablomoco@usp.br

Daianne MC Fantacini
Fundação Hemocentro de Ribeirão Preto

Marcela CC Freitas
Fundação Hemocentro de Ribeirão Preto

Dimas T. Covas
Fundação Hemocentro de Ribeirão Preto

See next page for additional authors

Follow this and additional works at: http://dc.engconfintl.org/cellbasedtherapies_v

Recommended Citation

Virgínia Picanço-Castro, Pablo Moço, Daianne MC Fantacini, Marcela CC Freitas, Dimas T. Covas, and Kamilla Swiech, "Modification of T lymphocytes with lentiviral vectors for expression of anti-CD19 chimeric antigen receptor (CAR)" in "Scale-up and Manufacturing of Cell-based Therapies V", Tom Brieva, Celgene Cellular Therapeutics William Miller, Northwestern University Chris Mason, University College London Eds, ECI Symposium Series, (2017). http://dc.engconfintl.org/cellbasedtherapies_v/7

This Abstract and Presentation is brought to you for free and open access by the Proceedings at ECI Digital Archives. It has been accepted for inclusion in Scale-up and Manufacturing of Cell-based Therapies V by an authorized administrator of ECI Digital Archives. For more information, please contact franco@bepress.com.

Authors

Virgínia Picanço-Castro, Pablo Moço, Daianne MC Fantacini, Marcela CC Freitas, Dimas T. Covas, and Kamilla Swiech

Scale-Up and Manufacturing of Cell-Based Therapies V ***January 15-19, 2017***

Modification of T lymphocytes with lentiviral vectors for the expression of chimeric antigen receptors (CAR)

(Poster 70)

Pablo D Moço^{1*}; Daianne MC Fantacini¹; Marcela CC Freitas¹; Kamilla Swiech^{1,2}; Dimas Tadeu Covas¹; Virgínia Picanço-Castro¹

¹ Hemocentro Regional de Ribeirão Preto, FMRP-USP.

² Faculdade de Ciências Farmacêuticas de Ribeirão Preto, USP.

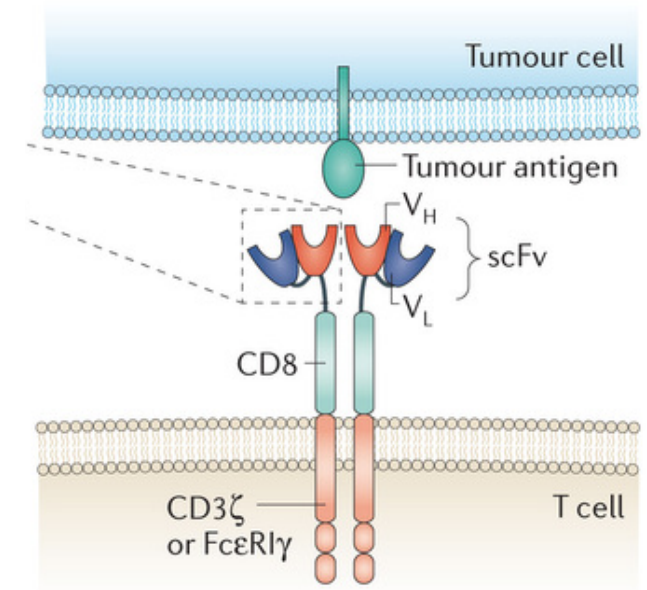
*pablomoco@usp.br

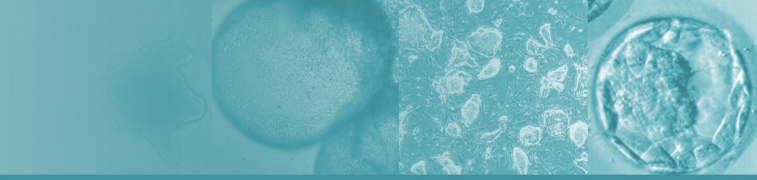
Immunotherapy against cancer

Conventional cancer therapies:

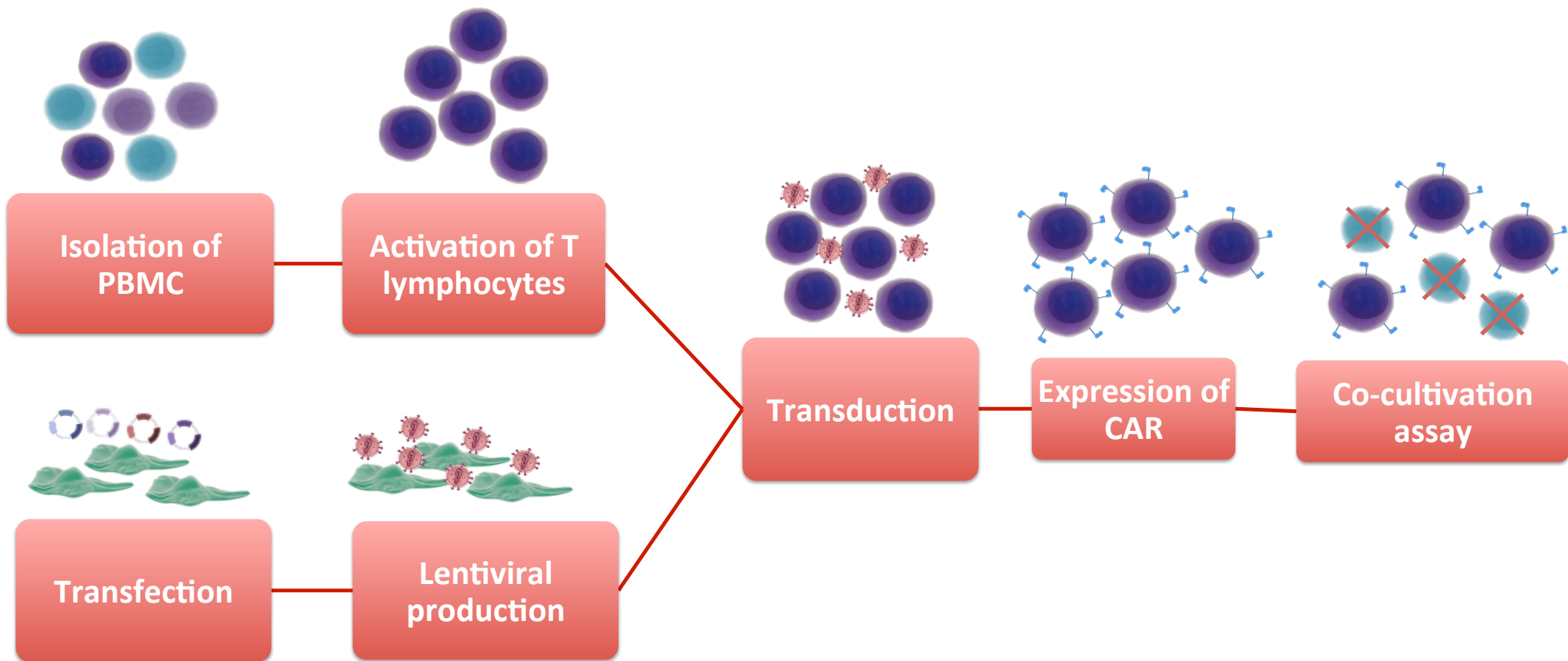
- Not specific: tumor and healthy tissue are affected;
- Not effective for all patients;
- Collateral effects;

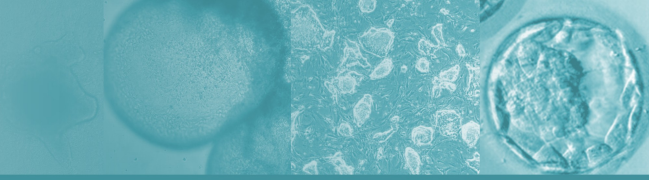
Cellular immunotherapy – CAR-T cells.





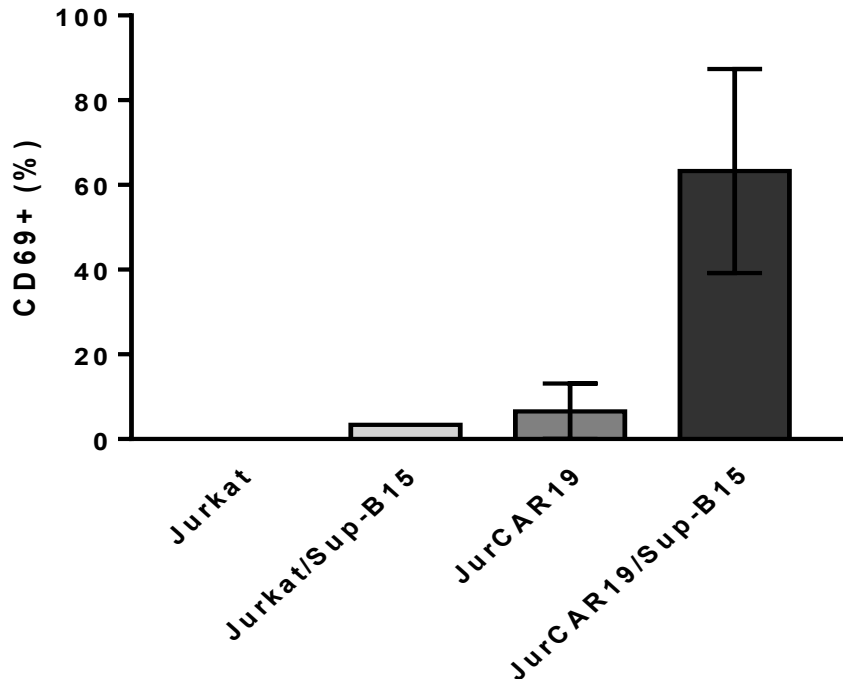
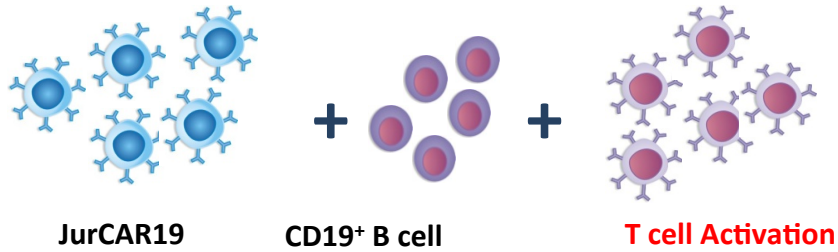
Methodology



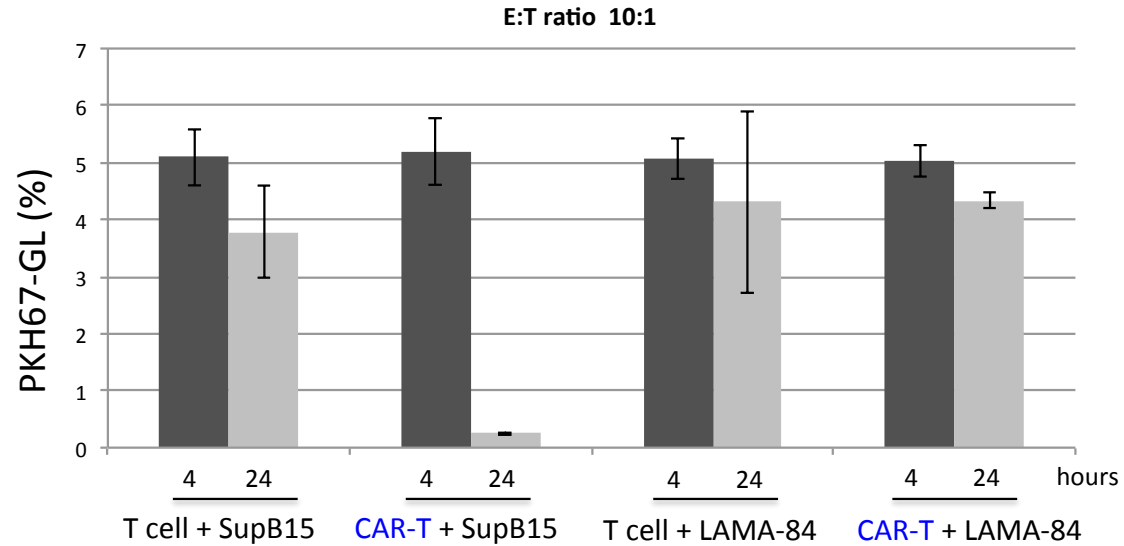
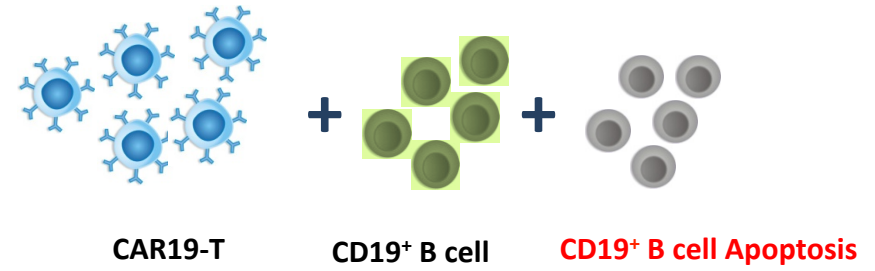


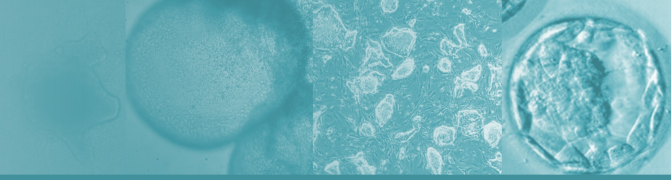
Results

Analysis of T cell activation



Cell-mediated cytotoxicity assay





- Conclusion

Our CAR-T cells specifically detect B cells and lead to cell death within 24 hours of co-cultivation.

- Next Steps

- Finalize the bioprocess of CAR-t cell expansion
- Initiate the *in vivo* experiments